

# Decorative Collection 2022



# Decorative Collection 2022

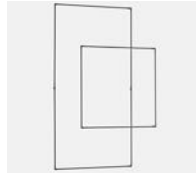
A CATALOGUE OF LIGHT UN CATALOGUE DE LUMIÈRE

LEDS C4

**MODULAR SYSTEMS**  
 SYSTÈMES MODULAIRES



**DELTA TRACK**  
 P. 020



**TUBS**  
 P. 034

**PENDANTS**  
 SUSPENSIONS



**CIRCULAR**  
 P. 052



**CANDLE**  
 P. 064



**ILARGI**  
 P. 078



**TUBS**  
 P. 084




**VOILES**  
 P. 088



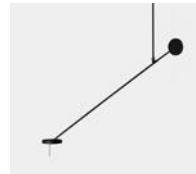
**CATENARIA**  
 P. 094



**DEW**  
 P. 100



**ALIVE**  
 P. 106



**INVISIBLE**  
 P. 112



**CIRC**  
 P. 118



**SHOEMAKER**  
 P. 122



**SATURN**  
 P. 128



**HELLO**  
 P. 129



**UMBRELLA**  
 P. 130



**PROLIX**  
 P. 132



**N** **KHOI**  
 P. 136



**NOWAY**  
 P. 138



**PLAT**  
 P. 144



**GLAM**  
 P. 148



**ATTIC**  
 P. 152



**SUPER ATTIC**  
 P. 164



**VENETO**  
 P. 170



COCO  
P. 180



CAPRICE  
P. 184



NIMES  
P. 186



STYLUS  
P. 188



BRAVO  
P. 190



NET  
P. 192



SUGAR  
P. 193



CHERRY  
P. 194



BOL  
P. 198



VINTAGE  
P. 202



VINTAGE LED  
P. 200



PUNTO  
P. 204

E



MIST  
P. 208

E



PIPE  
P. 210

E



ECLIPSE  
P. 212

E



NAPA  
P. 214

E



CONTRAST  
P. 218

E



CARIBE  
P. 220

E

CEILING FIXTURES  
PLAFONNIERS



CAPRICE  
P. 224



VETRO  
P. 226



BOL  
P. 227



MISO  
P. 228

E

CEILING LIGHTS WITH SPOTLIGHT  
PLAFONNIERS-PROJECTEURS



PROLIX  
P. 232

E



SIMPLY  
P. 236

N



STYLUS  
P. 238

E



PIPE  
P. 239

E

WALL FIXTURES  
APPLIQUES



VOILES  
P. 244




TUBS  
P. 248



BIG BANG  
P. 252



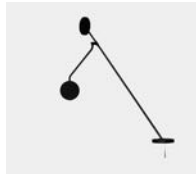
H  
P. 254



TRIP  
P. 258



TRIP GLASS  
P. 264



INVISIBLE  
P. 266



ATTIC  
P. 268



SUPER ATTIC  
P. 270



ELY  
P. 272



ORGANIC  
P. 278




VENETO  
P. 279



DRONE  
P. 280



VETRO  
P. 282



SIENA LED  
P. 283



NUDE  
P. 284

N E



CONTRAST  
P. 288



VINTAGE LED  
P. 290

E

WALL LIGHTS WITH READING LIGHT  
APPLIQUES AVEC LISEUSE



INVISIBLE  
P. 292



E-LAMP  
P. 294



E-LAMP MINI  
P. 296



CHIC  
P. 298

N



HALL SLIM  
P. 300



GAMMA  
P. 302



GAMMA MINI  
P. 304



GAMMA USB  
P. 305



GAMMA SR  
P. 306



GAMMA EXTEND  
P. 308

N



LIRE  
P. 310



RADAR  
P. 311



SIMPLY  
P. 312



STYLUS  
P. 314



PIPE  
P. 315



FUNK  
P. 316

E

E

E

E



IVY  
P. 317



BED  
P. 318



LINK  
P. 320



TIP  
P. 321

WALL LIGHTS WITH SHADE  
APPLIQUES AVEC ABAT-JOUR



HALL SLIM  
SCREEN  
P. 322



GAMMA  
P. 324



SCREEN  
P. 326



READ ME  
P. 328



CLIP  
P. 330



METRICA  
P. 332



BALI  
P. 336




GLOSS  
P. 338

ARCHITECTURAL WALL LIGHTS  
APPLIQUES ARCHITECTURALES



ROOM  
P. 340



PRIME  
P. 342



BEND  
P. 343



KUB  
P. 344



FINO  
P. 346



DUNA  
P. 348



NEU  
P. 349



OVAL  
P. 350



JET  
P. 351



LIA LED  
P. 352



LIA  
P. 353



GES  
P. 354

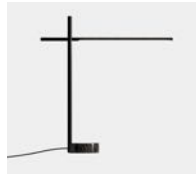


GES CIRCULAR  
355

TABLE LAMPS  
LAMPES DE TABLE



ILARGI  
P. 358



TUBS  
P. 360



BIG  
P. 364

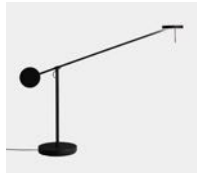


H  
P. 366



WOODY  
P. 368

TABLE LAMPS WITH FLEXION  
LAMPES À POSER AVEC LISEUSE



INVISIBLE  
P. 370



ORGANIC  
P. 372



FUNK  
P. 373



E-LAMP  
P. 374



GAMMA  
P. 376



ELVA  
P. 377



QUEEN  
P. 378



SIMPLY  
P. 379



NUDE  
P. 380



TABLE LAMPS WITH SHADE  
LAMPES À POSER AVEC ABAT-JOUR



PREMIUM  
P. 386



HALL  
P. 388



CLIP  
P. 390



METRICA  
P. 392

PORTABLE TABLE LAMPS  
LAMPES À POSER PORTABLES



COCKTAIL  
P. 394



FLOOR LAMPS  
LAMPADAIRES



NOWAY  
P. 400



H  
P. 404



TUBS  
P. 406



CIRC  
P. 408



INVISIBLE  
P. 410



GAMMA  
P. 412



ORGANIC  
P. 413



FUNK  
P. 414



WOODY  
P. 415



NUDE  
P. 416

N

FLOOR LAMPS WITH SHADE  
LAMPADAIRES AVEC ABAT-JOUR



PREMIUM  
P. 420



HALL  
P. 421



CLIP  
P. 422

N E



METRICA  
P. 424

E

BATH  
SALLE DE BAINS



DRESDE LED  
P. 428



TOI LED  
P. 430



TOILET SLIM  
P. 432



TOILET Q  
P. 434



DEC  
P. 435



MIST  
P. 436

E



VETRO  
P. 438



CIRCLE  
P. 439



LOOP  
P. 440



REFLEX SQUARE  
P. 442



REFLEX ROUND  
P. 443



VANITY  
P. 444



LUCA TURRINI



JOEL KARLSSON, KROOK & TJÄDER DESIGN



WIS DESIGN



YONOH



NAHTRANG DISSENY



GEMMA BERNAL



FRANCESC VILARÓ



BENEDITO DESIGN



ÀLEX & MANEL LLUSCÀ



JORDI LLOPIS



JOSEP PATSÍ



ORIOL LLAHONA



CÉLINE WRIGHT



IRATZOKI LIZASO

---

## A CATALOGUE OF LIGHT

Light is the harmonious and silent composition that paints the final mood of a scene. Light conditions us, sparks emotions in us, and accompanies us at all times. Light is that discreet presence that, in an elegant and unquestioning manner, becomes the star of all scenes imaginable.

## UN CATALOGUE DE LUMIÈRE

La lumière est la composition harmonieuse et silencieuse qui esquisse la sensation finale d'un décor. Provoquant en nous une émotion, la lumière nous conditionne et nous accompagne à chaque instant. La lumière est cette présence discrète qui, en toute élégance et sans rien demander, vole la vedette dans toutes les scènes possibles.


---

## QUALITY LIGHT FOR EVERY SPACE

At LEDS C4, we turn the natural power of light into a challenge. We understand the importance of good lighting in every moment of our lives and in the spaces that shape them: homes, offices, private businesses, public spaces, outdoor areas, hospitals and even watercraft. Each space needs lighting that has been strategically created to meet its prime goal: taking care of all the people inhabiting it. With more than fifty years' experience in the field of illumination, we strive daily to always offer the best light.

## UNE LUMIÈRE DE QUALITÉ DANS CHAQUE ESPACE

Pour LEDS C4, ce pouvoir naturel de la lumière se transforme en défi. Nous connaissons l'importance d'une bonne lumière à chaque instant de notre vie et des lieux qui la composent : à la maison, en entreprise, dans les espaces publics et extérieurs, dans les hôpitaux et même en bateau. Chaque espace exige un éclairage conçu stratégiquement pour remplir son principal objectif : prendre soin des personnes qui l'occupent. Forts de plus de 50 ans d'expérience dans le monde de l'éclairage, nous œuvrons au quotidien pour offrir une lumière toujours plus performante.









## THE TEAM

LEDS C4 is formed by a great team of people sharing a common goal: exploring the infinite possibilities of light and its applications to improve our lives from all perspectives. That's why we work not only with industry professionals internally, but also with partners of renowned prestige who help us in designing our products and in creating the international strategy and technology behind our projects and our brand.

## L'ÉQUIPE

LEDS C4 se compose d'une grande équipe de personnes motivées par un objectif commun : explorer les possibilités infinies de la lumière et de ses applications pour améliorer nos vies à tous points de vue. Dans ce but, nous ne travaillons pas seulement avec des professionnels du secteur en interne, mais aussi avec des collaborateurs externes de renom qui participent à la conception de nos produits, ainsi qu'à la stratégie et à la technologie de nos projets et de notre marque à l'échelle internationale.



## DESIGN, TECHNOLOGY AND SERVICE

LEDS C4 has more than half a century of experience in developing tailor-made projects highly acclaimed in the cultural sector, as well as in the hospitality, contract and residential markets. This knowledge lays the foundations for ongoing research into the possibilities lighting offers. Consequently, we provide advanced lighting solutions in terms of design (modular proposals that adapt to the spaces), technology (with advanced features of digital control and connectivity) and service (with the reassurance that LEDS C4 will accompany you throughout the whole process, streamlining it).

## DESIGN, TECHNOLOGIE ET SERVICE

Accumulant plus d'un demi-siècle d'expérience dans le développement de projets sur mesure, LEDS C4 bénéficie d'une grande reconnaissance, tant du secteur culturel que des secteurs hôtelier, contract (projets de construction et/ou rénovation) et résidentiel. Cette maîtrise nous donne les bases nécessaires pour étudier en permanence les possibilités de la lumière. Grâce à cela, nous formulons des propositions d'éclairage avancées en termes de conception (solutions modulaires adaptées à l'espace), de technologie (avec un développement numérique pointu du contrôle et de la connectivité) et de service (dans l'assurance d'être accompagnés tout au long du processus par LEDS C4, pour plus de facilité et de réactivité).

# V

## PROXIMITY AND SUSTAINABILITY

The history and development of LEDS C4 is closely tied to La Segarra, a plateau in the province of Lleida, surrounded by crop fields, and pine and holm oak groves. Such a natural environment strengthens the foundations of a company that involves its employees in a common goal, fostering a friendly, inspiring working environment. Furthermore, we are working towards fulfilling the seventeen Sustainable Development Goals (SDGs) defined by the United Nations in 2015. In this regard, at LEDS C4 we're carrying out a number of specific actions, such as reducing our carbon footprint through the installation of lighting with LED presence detection sensors, using green, sustainable packaging, reducing the use of paper in transactions, load sharing to make transportation more sustainable, simulating natural light in the workplace, fostering compliance with the 5S to improve work conditions, using sustainable materials in our products and developing socially committed actions with independent entities.

## PROXIMITÉ ET DURABILITÉ

L'histoire et le parcours de LEDS C4 sont étroitement liés au district de La Segarra, situé sur un haut plateau de la province de Lleida (Espagne) et entouré de champs de céréales, de pins et de chênes verts. Cet écrin naturel renforce les principes d'une entreprise qui implique ses employés dans un élan de motivation commun tout en favorisant un cadre de travail proche et inspirant. Nous œuvrons en outre pour atteindre les 17 objectifs définis par l'ONU en 2015 en faveur du développement durable (ODD). En ce sens, LEDS C4 mène une série d'actions concrètes, notamment la réduction de l'empreinte carbone via l'installation de systèmes d'éclairage à base de capteurs LED de détection de présence, l'emploi d'emballages écologiques et durables, la diminution du recours au papier dans les transactions, la répartition des cargaisons dans les transports pour les rendre plus durables, la simulation de la lumière naturelle sur les lieux de travail, la promotion du respect des 5S pour améliorer les conditions de travail, l'utilisation de matériaux durables dans nos produits, ainsi que la prise d'initiatives socialement engagées auprès d'organismes autonomes.





---

# Modular Systems

# Systemes modulaires

---

DELTATRACK

P. 020 TUBS

P. 034



---

# Deltatrack

FRANCESC VILARÓ, 2021



---

## MODULAR DECORATIVE TRACK

Deltatrack offers all the benefits of a conventional track but with a clear decorative vision. This option has been developed to effectively provide a solution for modular projects with no composition limits, thanks to its simple assembly system.

## RAIL DÉCORATIF MODULAIRE


Deltatrack allie tous les avantages du rail classique, mais avec une vision décorative marquée. Cette option a été développée pour répondre en toute agilité, grâce à son système d'assemblage simple, à des projets décoratifs modulaires sans limites de composition.











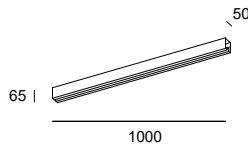
Diverse lighting solutions  
Plusieurs solutions d'éclairage



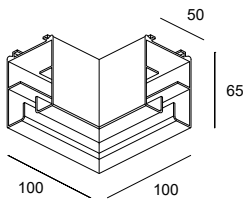
Configure your luminaire  
Configurez votre luminaire



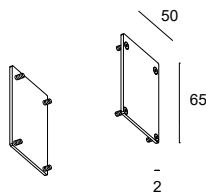
BODY MAT
AL



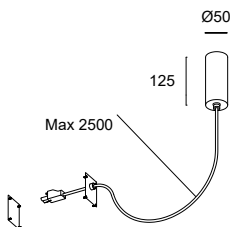
Track				
	mm	Code	Finishing	
	1000	71-8410	45 - 05	●
	2000	71-8411	- 45 - 05	●
	3000	71-8412	45 - 05	●



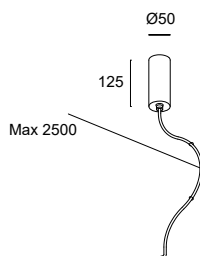
L joint for track		
	Code	Finishing
	71-8417 - 05 - 05	●



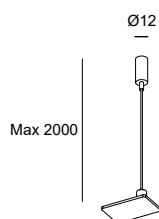
Side covers kit		
	Code	Finishing
	71-8418 - 05 - 05	●



Side input rosette kit		
	Code	Finishing
	71-8419 - 05 - 05	●

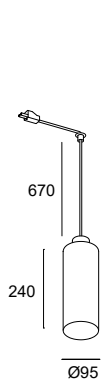


Rosette kit for upper input pendant light		
	Code	Finishing
	71-8420 - 05 - 05	●



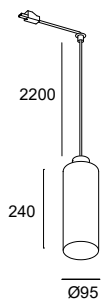
Suspensión kit		
	Code	Finishing
	71-8421 - 05 - 05	●

TECHNICAL INFORMATION  
INFORMATIONS TECHNIQUES



BODY MAT	 
ST	

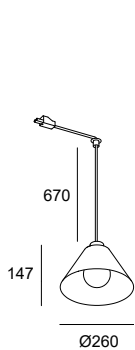
E27		
<b>W</b>	<b>Code</b>	<b>Finishing</b>
max. 40	00-8410 - 05 - 05 05 - DN	● ●




BODY MAT	 
ST	

E27		
<b>W</b>	<b>Code</b>	<b>Finishing</b>
max. 40	00-8411 - 05 - 05 05 - DN	● ●

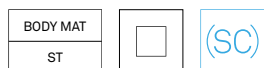
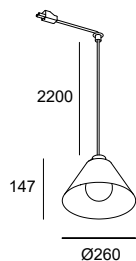
<b>Included / Inclus</b>
Ceiling hook to move light point Crochet de plafond pour déporter la suspension
Cable shortening clip Crochet permettant de raccourcir le câble



BODY MAT	 
ST	


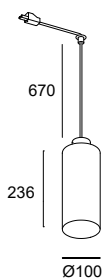
E27		
<b>W</b>	<b>Code</b>	<b>Finishing</b>
max. 40	00-8412 - 05 - 05 05 - DN	● ●

TECHNICAL INFORMATION  
INFORMATIONS TECHNIQUES

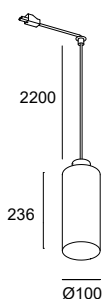



E27			
W	Code	Finishing	
max. 40	00-8413 - 05 - 05 05 - DN	●	●

Included / Inclus
Ceiling hook to move light point Crochet de plafond pour déporter la suspension
Cable shortening clip Crochet permettant de raccourcir le câble



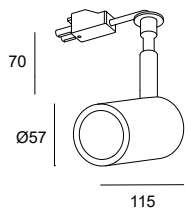
E27			
W	Code	Finishing	
max. 40	00-8414 - 05 - 12	●	



E27			
W	Code	Finishing	
max. 40	00-8415 - 05 - 12	●	

Included / Inclus
Ceiling hook to move light point Crochet de plafond pour déporter la suspension
Cable shortening clip Crochet permettant de raccourcir le câble

TECHNICAL INFORMATION  
INFORMATIONS TECHNIQUES

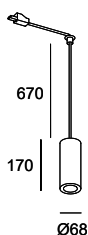


BODY MAT			
AL		355°	90°

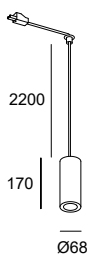
GU10			
<b>W</b>	<b>Code</b>	<b>Finishing</b>	
max. 15	71-8422 - 05 - 05	● ●	

<b>Included / Inclus</b>
Honeycomb panel Panneau en nid d'abeille

Compatible with: Pipe Colgante P. 210  
Compatible avec: Pipe Suspensão P. 210



(SC)	GU10		
<b>W</b>	<b>Code</b>	<b>Finishing</b>	
max. 50	05 - 23 71-8475 - 14 - 05 DL - DL	● ● ● ● ● ●*	

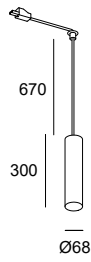


(SC)	GU10		
<b>W</b>	<b>Code</b>	<b>Finishing</b>	
max. 50	05 - 23 71-8476 - 14 - 05 DL - DL	● ● ● ● ● ●*	

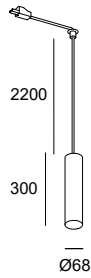
<b>Included / Inclus</b>
Ceiling hook to move light point Crochet de plafond pour déporter la suspension Cable shortening clip Crochet permettant de raccourcir le câble

<b>Included / Inclus</b>
Honeycomb panel Panneau en nid d'abeille

TECHNICAL INFORMATION  
INFORMATIONS TECHNIQUES



GU10			
W	Code	Finishing	
max. 50	71-8477 - 05 - 23	●	
	14 - 05	○	
	DL - DL	●*	



GU10			
W	Code	Finishing	
max. 50	71-8478 - 05 - 23	●	
	14 - 05	○	
	DL - DL	●*	

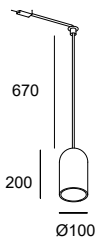
Included / Inclus
Ceiling hook to move light point Crochet de plafond pour déporter la suspension
Cable shortening clip Crochet permettant de raccourcir le câble

Smart Compatible accs.  
Acc. Smart Compatible

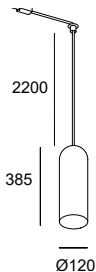
GU10 TW Light For Life Wifi

71-8220-00-00

Compatible with: Eclipse P. 212  
Compatible avec: Eclipse P. 212



E27			
W	Code	Finishing	
max. 20	71-8479 - 05 - DC	○	



E27			
W	Code	Finishing	
max. 20	71-8480 - 05 - DC	○	

Included / Inclus
Ceiling hook to move light point Crochet de plafond pour déporter la suspension
Cable shortening clip Crochet permettant de raccourcir le câble

Smart Compatible accs.  
Acc. Smart Compatible

E27 RGBW Light For Life WIFI  
E27 TW Casambi

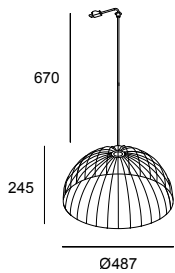
71-8219-00-00  
71-A697-00-00













\*Please contact our sales team for conditions and delivery times.

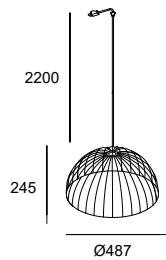
Consultez notre équipe commerciale pour connaître les conditions et les délais de livraison.













TECHNICAL INFORMATION  
INFORMATIONS TECHNIQUES

Compatible with: Contrast P. 218  
Compatible avec: Contrast P. 218



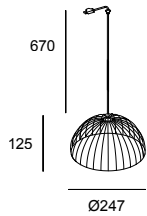
E27			
W	Code	Finishing	
max. 60	93 - 05		
	93 - F5		
	93 - 14		
	DC - 05		
	DC - F5		
	DC - 14		















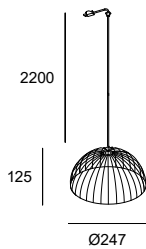
E27			
W	Code	Finishing	
max. 60	93 - 05		
	93 - F5		
	93 - 14		
	DC - 05		
	DC - F5		
	DC - 14		













**Included / Inclus**

Ceiling hook to move light point  
Crochet de plafond pour déporter la suspension  
Cable shortening clip  
Crochet permettant de raccourcir le câble



E27			
W	Code	Finishing	
max. 60	93 - 05		
	93 - F5		
	93 - 14		
	DC - 05		
	DC - F5		
	DC - 14		



E27			
W	Code	Finishing	
max. 60	93 - 05		
	93 - F5		
	93 - 14		
	DC - 05		
	DC - F5		
	DC - 14		

**Included / Inclus**

Ceiling hook to move light point  
Crochet de plafond pour déporter la suspension  
Cable shortening clip  
Crochet permettant de raccourcir le câble

Smart Compatible accs.  
Acc. Smart Compatible

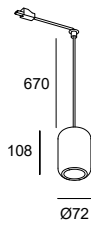
E27 RGBW Light For Life WIFI  
E27 TW Casambi

71-8219-00-00  
71-A697-00-00

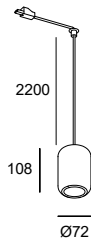
\*Please contact our sales team for conditions and delivery times.  
Consultez notre équipe commerciale pour connaître les conditions et les délais de livraison.





TECHNICAL INFORMATION  
INFORMATIONS TECHNIQUES



E27			
W	Code	Finishing	
max. 60	71-8485 - 93 DC - 05		



E27			
W	Code	Finishing	
max. 60	71-8486 - 93 DC - DC		

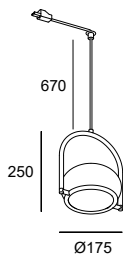
Included / Inclus
Ceiling hook to move light point Crochet de plafond pour déporter la suspension Cable shortening clip Crochet permettant de raccourcir le câble



Smart Compatible accs.  
Acc. Smart Compatible

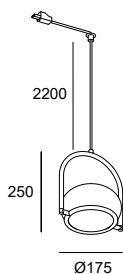
E27 RGBW Light For Life WIFI  
E27 TW Casambi



71-8219-00-00  
71-A697-00-00

Compatible with: Coco P. 180  
Compatible avec: Coco P. 180



E14			
W	Code	Finishing	
max. 7	71-8487 - 05 MT - M1		



E14			
W	Code	Finishing	
max. 7	71-8488 - 05 MT - M1		

Included / Inclus
Ceiling hook to move light point Crochet de plafond pour déporter la suspension Cable shortening clip Crochet permettant de raccourcir le câble

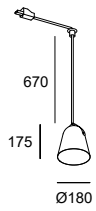
Smart Compatible accs.  
Acc. Smart Compatible

E14 TW Light For Life WIFI

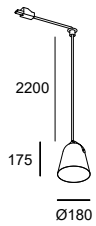
71-8221-00-00

TECHNICAL INFORMATION  
INFORMATIONS TECHNIQUES

Compatible with: Napa P. 216  
Compatible avec: Napa P. 216



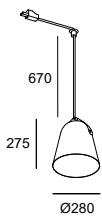
E27			
W	Code	Finishing	
max. 23	71-8489 -	05 - 05	● ●
		05 - DN	● ●
		DN - DN	● ●
		EM - EM	● ●



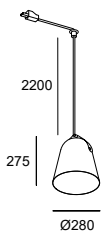
E27			
W	Code	Finishing	
max. 23	71-8490 -	05 - 05	● ●
		05 - DN	● ●
		DN - DN	● ●
		EM - EM	● ●

**Included / Inclus**

Ceiling hook to move light point  
Crochet de plafond pour déporter la suspension  
Cable shortening clip  
Crochet permettant de raccourcir le câble



E27			
W	Code	Finishing	
max. 23	71-8491 -	05 - 05	● ●
		05 - DN	● ●
		DN - DN	● ●
		EM - EM	● ●



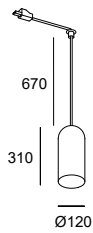
E27			
W	Code	Finishing	
max. 23	71-8492 -	05 - 05	● ●
		05 - DN	● ●
		DN - DN	● ●
		EM - EM	● ●

**Included / Inclus**

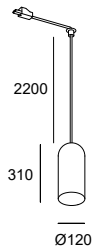
Ceiling hook to move light point  
Crochet de plafond pour déporter la suspension  
Cable shortening clip  
Crochet permettant de raccourcir le câble

TECHNICAL INFORMATION  
INFORMATIONS TECHNIQUES

Compatible with: Glam P. 148  
Compatible avec: Glam P. 148

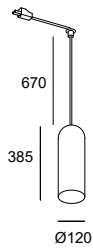


E14			
W	Code	Finishing	
max. 23	71-8493 -	DN - 12	●
		DN - 14	○

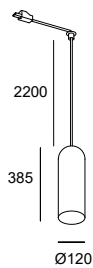


E14			
W	Code	Finishing	
max. 23	71-8494 -	DN - 12	●
		DN - 14	○

Included / Inclus
Ceiling hook to move light point Crochet de plafond pour déporter la suspension
Cable shortening clip Crochet permettant de raccourcir le câble



E14			
W	Code	Finishing	
max. 23	71-8495 -	DN - 12	●
		DN - 14	○



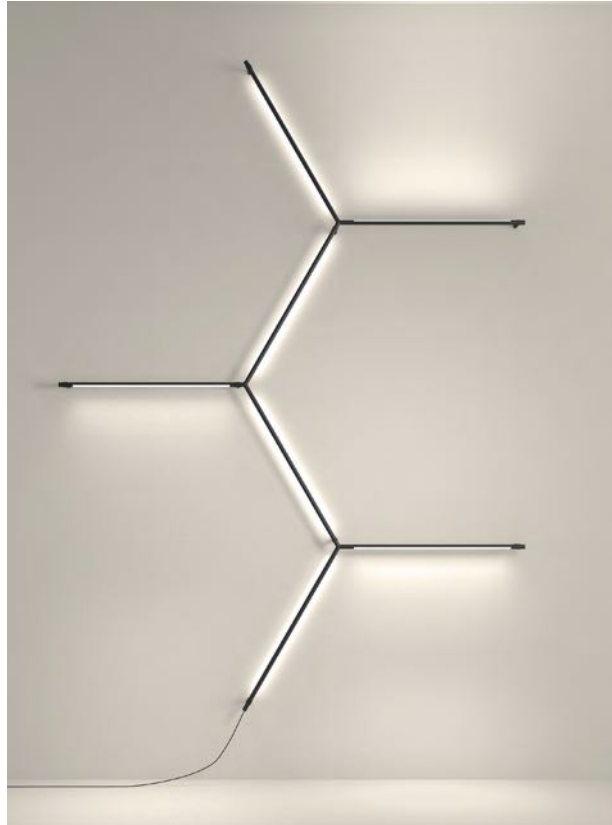
E14			
W	Code	Finishing	
max. 23	71-8496 -	DN - 12	●
		DN - 14	○

Included / Inclus
Ceiling hook to move light point Crochet de plafond pour déporter la suspension
Cable shortening clip Crochet permettant de raccourcir le câble

---

# Tubs Modular

NAHTRANG STUDIO, 2020



---

## MODULARITY AND CUSTOMISATION

Modular Tubs looks to poetically structure an empty space using linear forms and the interplay between space and light. Its components allow for a wealth of combinations, for which reason Tubs is a living element that can grow endlessly, covering the simplest facilities to large architectural spaces. Perfect balance between technical lighting and a decorative solution.



## MODULARITÉ ET PERSONNALISATION

Tubs modular cherche à structurer le vide de manière poétique à travers les formes linéaires, en jouant avec l'espace et la lumière. Ses composants permettant de nombreuses combinaisons, Tubs est un élément vivant qui peut se développer à l'infini, des installations les plus simples aux espaces architecturaux les plus vastes. Un équilibre parfait entre éclairage technique et solution décorative.





Perfect balance between technical lighting and a decorative solution  
Équilibre parfait entre éclairage technique et solution décorative



Wide range of components allowing infinite combinations  
Vaste éventail de composants qui permettent des combinaisons à l'infini










Tubs is expanding with a new felt accessory, offering a sound-absorbing technical solution and endless composition options. These panels are available in two sizes and an extensive range of standard colours and others available on request. Tubs Modular has its own personality, experimenting with volumes and forms, with no limits to creativity and the space's expression.

Tubs s'enrichit d'un nouvel accessoire en feutre offrant une solution technique phono-absorbante et des possibilités de composition infinies. Les panneaux sont disponibles en deux tailles dans une vaste gamme de couleurs standard et sur demande. Tubs Modular possède sa propre personnalité qui joue sur les volumes et les formes, sans fixer de limites à la créativité et à l'espace même.

Standard colours  
Couleurs standard



GA-GA ●

GB-GB ●

Recycled material, sound absorbing and with repellent properties  
Matériau recyclé, insonorisant et aux propriétés répulsives

Special colours on request  
Couleurs spéciales sur demande



GP-01 ●\*

GP-028 ○\*



GP-22 ●\*

GP-07 ○\*

\*Order subject to a minimum of units, check conditions and delivery times with our sales team

\*Commande soumise à un minimum d'unités, vérifier les conditions et les délais de livraison avec notre équipe commerciale

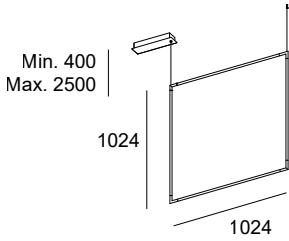
TECHNICAL INFORMATION  
INFORMATIONS TECHNIQUES

Modular Hanging Systems  
Systèmes modulaires suspendus

Configure your luminaire  
Configurez votre luminaire

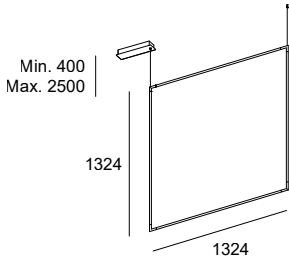


BODY MAT	DIF MAT		50000h	3
AL	PC		L80 B20	MacAdam



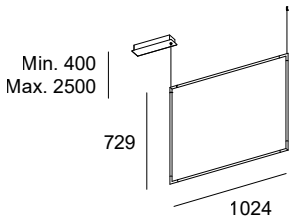
LED														
K	W	Real Lm	Code	Finishing										
3000	90	3374	00 - 8266 - 05 - M1	●										
3000	90	3374	00 - 8297 - 05 - M1	●										
<table border="0"> <tr> <td><b>00-8266</b></td> <td>DALI</td> <td>100-240V</td> <td colspan="2"></td> </tr> <tr> <td><b>00-8297</b></td> <td>ON-OFF</td> <td>220-240V</td> <td colspan="2"></td> </tr> </table>					<b>00-8266</b>	DALI	100-240V			<b>00-8297</b>	ON-OFF	220-240V		
<b>00-8266</b>	DALI	100-240V												
<b>00-8297</b>	ON-OFF	220-240V												

BODY MAT	DIF MAT		50000h	3
AL	PC		L80 B20	MacAdam



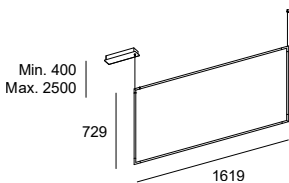
LED									
K	W	Real Lm	Code	Finishing					
3000	122	4498	00 - 8267 - 05 - M1	●					
<table border="0"> <tr> <td>DALI</td> <td></td> <td>100-240V</td> <td colspan="2"></td> </tr> </table>					DALI		100-240V		
DALI		100-240V							

BODY MAT	DIF MAT		50000h	3
AL	PC		L80 B20	MacAdam



LED														
K	W	Real Lm	Code	Finishing										
3000	75,5	2811	00 - 8269 - 05 - M1	●										
3000	75,5	2811	00 - 8298 - 05 - M1	●										
<table border="0"> <tr> <td><b>00-5999</b></td> <td>ON-OFF</td> <td>120-240V</td> <td colspan="2"></td> </tr> <tr> <td><b>00-6001</b></td> <td>DALI</td> <td>100-240V</td> <td colspan="2"></td> </tr> </table>					<b>00-5999</b>	ON-OFF	120-240V			<b>00-6001</b>	DALI	100-240V		
<b>00-5999</b>	ON-OFF	120-240V												
<b>00-6001</b>	DALI	100-240V												

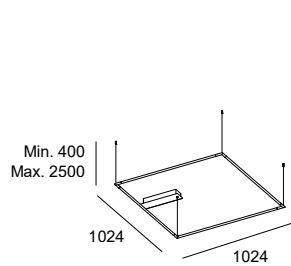
BODY MAT	DIF MAT		50000h	3
AL	PC		L80 B20	MacAdam



LED														
K	W	Real Lm	Code	Finishing										
3000	107,2	3936	00 - 8271 - 05 - M1	●										
3000	107,2	3936	00 - 8299 - 05 - M1	●										
<table border="0"> <tr> <td><b>00-8271</b></td> <td>DALI</td> <td>100-240V</td> <td colspan="2"></td> </tr> <tr> <td><b>00-8299</b></td> <td>ON-OFF</td> <td>220-240V</td> <td colspan="2"></td> </tr> </table>					<b>00-8271</b>	DALI	100-240V			<b>00-8299</b>	ON-OFF	220-240V		
<b>00-8271</b>	DALI	100-240V												
<b>00-8299</b>	ON-OFF	220-240V												

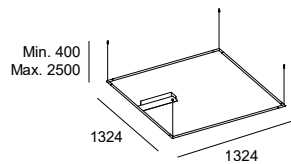
TECHNICAL INFORMATION  
INFORMATIONS TECHNIQUES

Modular Hanging Systems  
Systèmes modulaires suspendus



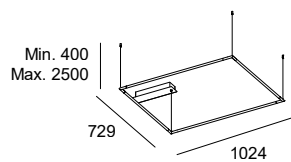
BODY MAT	DIF MAT		50000h	3
AL	PC		L80 B20	MacAdam

LED				
K	W	Real Lm	Code	Finishing
3000	90	3974	00 - 8256 - 05 - M1	●
3000	90	3974	00 - 8294 - 05 - M1	●
00-8256	DALI	100-240V		
00-8294	ON-OFF	220-240V		



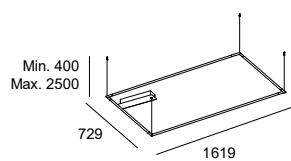
BODY MAT	DIF MAT		50000h	3
AL	PC		L80 B20	MacAdam

LED				
K	W	Real Lm	Code	Finishing
3000	122	4498	00 - 8257 - 05 - M1	●
DALI	100-240V			



BODY MAT	DIF MAT		50000h	3
AL	PC		L80 B20	MacAdam

LED				
K	W	Real Lm	Code	Finishing
3000	75,5	2811	00 - 8259 - 05 - M1	●
3000	75,5	2811	00 - 8295 - 05 - M1	●
00-8259	DALI	100-240V		
00-8295	ON-OFF	220-240V		



BODY MAT	DIF MAT		50000h	3
AL	PC		L80 B20	MacAdam

LED				
K	W	Real Lm	Code	Finishing
3000	107,2	3936	00 - 8261 - 05 - M1	●
3000	107,2	3936	00 - 8296 - 05 - M1	●
00-8261	DALI	100-240V		
00-8296	ON-OFF	220-240V		

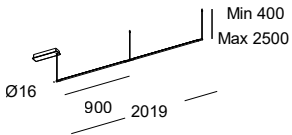
TECHNICAL INFORMATION  
INFORMATIONS TECHNIQUES

BODY MAT	DIF MAT		50000h	3
AL	PC		L80 B20	MacAdam



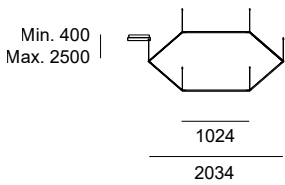
LED				
K	W	Real Lm	Code	Finishing
3000	30,5	1125	00 - 8248 - 05 - M1	●
3000	30,5	1125	00 - 8292 - 05 - M1	●
<b>00-8248</b>	DALI	100-240V		
<b>00-8292</b>	ON-OFF	220-240V		

BODY MAT	DIF MAT		50000h	3
AL	PC		L80 B20	MacAdam



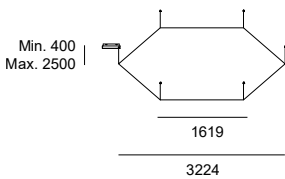
LED				
K	W	Real Lm	Code	Finishing
3000	45	1687	00 - 8250 - 05 - M1	●
3000	45	1687	00 - 8293 - 05 - M1	●
<b>00-8250</b>	DALI	100-240V		
<b>00-8293</b>	ON-OFF	220-240V		

BODY MAT	DIF MAT		50000h	3
AL	PC		L80 B20	MacAdam



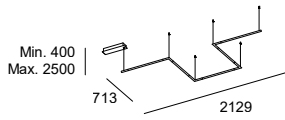
LED				
K	W	Real Lm	Code	Finishing
3000	135	5060	00 - 8276 - 05 - M1	●
DALI	100-240V			

BODY MAT	DIF MAT		50000h	3
AL	PC		L80 B20	MacAdam



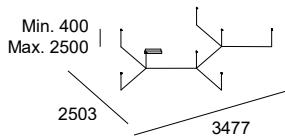
LED				
K	W	Real Lm	Code	Finishing
3000	max. 231	8434	00 - 8278 - 05 - M1	●
DALI	100-240V			

TECHNICAL INFORMATION  
INFORMATIONS TECHNIQUES



BODY MAT	DIF MAT		50000h	3
AL	PC		L80 B20	MacAdam

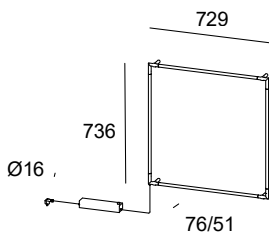
LED				
K	W	Real Lm	Code	Finishing
3000	75,5	2811	00 - 8285 - 05 - M1	●
3000	75,5	2811	00 - 8301 - 05 - M1	●
<b>00-8285</b>	DALI	100-240V		
<b>00-8301</b>	ON-OFF	220-240V		



BODY MAT	DIF MAT		50000h	3	UGR
AL	PC		L80 B20	MacAdam	

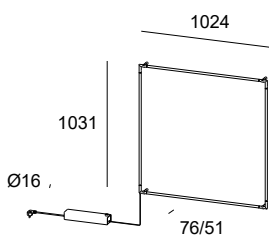
LED				
K	W	Real Lm	Code	Finishing
3000	157,5	5904	00 - 8280 - 05 - M1	●
DALI	100-240V			

Modular Wall Systems  
Systèmes modulaires muraux



BODY MAT	DIF MAT		50000h	3
AL	PC		L80 B20	MacAdam

LED				
K	W	Real Lm	Code	Finishing
3000	61	2249	05 - 8255 - 05 - M1	●
PWM	100-240V			

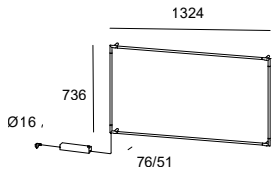


BODY MAT	DIF MAT		50000h	3
AL	PC		L80 B20	MacAdam

LED				
K	W	Real Lm	Code	Finishing
3000	max. 90	3374	05 - 8256 - 05 - M1	●
PWM	100-240V			

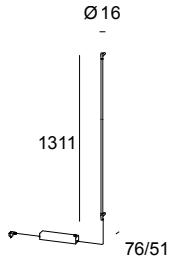
TECHNICAL INFORMATION  
INFORMATIONS TECHNIQUES

Modular Wall Systems  
Systèmes modulaires muraux



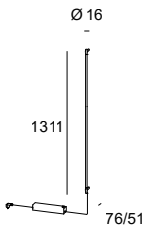
BODY MAT	DIF MAT		50000h	3
AL	PC		L80 B20	MacAdam

LED				
K	W	Real Lm	Code	Finishing
3000	90	3373	05 - 8260 - 05 - M1	●
PWM		100-240V		




BODY MAT	DIF MAT		50000h	3
AL	PC		L80 B20	MacAdam

LED				
K	W	Real Lm	Code	Finishing
3000	22,5	843	05 - 8249 - 05 - M1	●
PWM		100-240V		



BODY MAT	DIF MAT		50000h	3
AL	PC		L80 B20	MacAdam

LED				
K	W	Real Lm	Code	Finishing
3000	30,5	1126	05 - 8251 - 05 - M1	●
PWM		100-240V		



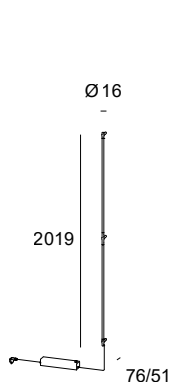
BODY MAT	DIF MAT		50000h	3
AL	PC		L80 B20	MacAdam

LED				
K	W	Real Lm	Code	Finishing
3000	38,5	1406	05 - 8253 - 05 - M1	●
PWM		100-240V		



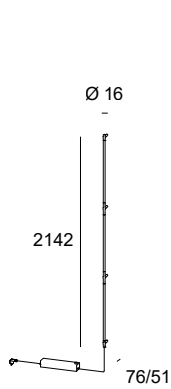
TECHNICAL INFORMATION  
INFORMATIONS TECHNIQUES

Modular Wall Systems  
Systèmes modulaires muraux



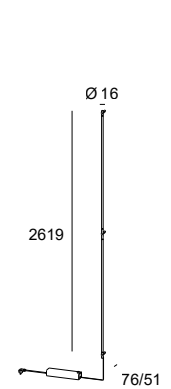
BODY MAT	DIF MAT		50000h	3
AL	PC		L80 B20	MacAdam

LED				
K	W	Real Lm	Code	Finishing
3000	45	1687	05 - 8250 - 05 - M1	●
PWM		100-240V		



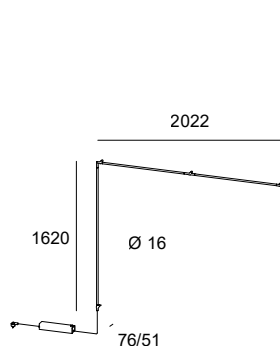
BODY MAT	DIF MAT		50000h	3
AL	PC		L80 B20	MacAdam

LED				
K	W	Real Lm	Code	Finishing
3000	45,3	1687	05 - 8283 - 05 - M1	●
PWM		100-240V		



BODY MAT	DIF MAT		50000h	3
AL	PC		L80 B20	MacAdam

LED				
K	W	Real Lm	Code	Finishing
3000	61	2249	05 - 8252 - 05 - M1	●
PWM		100-240V		

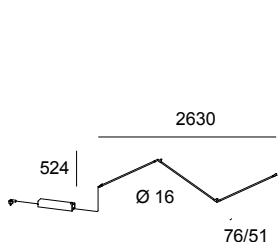


BODY MAT	DIF MAT		50000h	3
AL	PC		L80 B20	MacAdam

LED				
K	W	Real Lm	Code	Finishing
3000	83,5	3092	05 - 8289 - 05 - M1	●
PWM		100-240V		

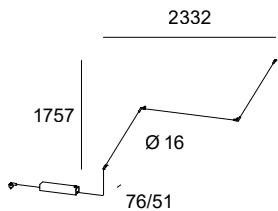
TECHNICAL INFORMATION  
INFORMATIONS TECHNIQUES

Modular Wall Systems  
Systèmes modulaires muraux



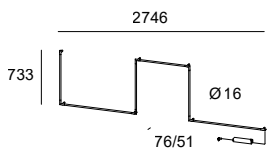
BODY MAT	DIF MAT		50000h	3
AL	PC		L80 B20	MacAdam

LED				
K	W	Real Lm	Code	Finishing
3000	67,5	2530	05 - 8291 - 05 - M1	●
PWM		100-240V		



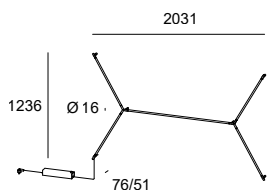
BODY MAT	DIF MAT		50000h	3
AL	PC		L80 B20	MacAdam

LED				
K	W	Real Lm	Code	Finishing
3000	75,5	2811	05 - 8287 - 05 - M1	●
PWM		100-240V		



BODY MAT	DIF MAT		50000h	3
AL	PC		L80 B20	MacAdam

LED				
K	W	Real Lm	Code	Finishing
3000	105,4	3936	05 - 8290 - 05 - M1	●
PWM		100-240V		



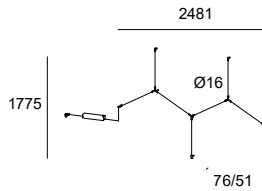
BODY MAT	DIF MAT		50000h	3
AL	PC		L80 B20	MacAdam


LED				
K	W	Real Lm	Code	Finishing
3000	90	3374	05 - 8286 - 05 - M1	●
PWM		100-240V		

TECHNICAL INFORMATION  
INFORMATIONS TECHNIQUES

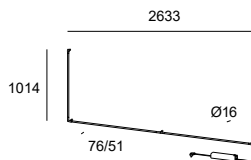
Modular Wall Systems  
Systèmes modulaires muraux


BODY MAT	DIF MAT		50000h	3
AL	PC		L80 B20	MacAdam



LED				
K	W	Real Lm	Code	Finishing
3000	107,2	3936	05 - 8279 - 05 - M1	●
 PWM		100-240V		


BODY MAT	DIF MAT		50000h	3
AL	PC		L80 B20	MacAdam

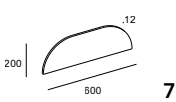



LED				
K	W	Real Lm	Code	Finishing
3000	83,5	3092	05 - 8288 - 05 - M1	●
 PWM		100-240V		


Common accessories included / Accessoires communs inclus

Standard colours / Couleurs standard

	Code	Finishing
	71 - 8498 - GA - GA GB - GB	● ●

	Code	Finishing
	71 - 8497 - GA - GA GB - GB	● ●

	Code	Finishing
	01	●*
	03	●*
	05	●*
	71 - 8498 - GP - 07	●*
	12	●*
	22	●*
028	●*	

	Code	Finishing
	01	●*
	03	●*
	05	●*
	71 - 8497 - GP - 07	●*
	12	●*
	22	●*
028	●*	

Special colours on request

Couleurs spéciales sur demande

\*Order subject to a minimum of units, check conditions and delivery times with our sales team

\*Commande soumise à un minimum d'unités, vérifier les conditions et les délais de livraison avec notre équipe commerciale

---

# Pendants Suspensions

---

ALIVE	P. 106	ATTIC	P. 152	BOL	P. 198
-------	--------	-------	--------	-----	--------

---

BRAVO	P. 190	CANDLE	P. 064	CAPRICE	P. 184
-------	--------	--------	--------	---------	--------

---

CARIBE	P. 220	CATENARIA	P. 094	CHERRY	P. 194
--------	--------	-----------	--------	--------	--------

E

---

CIRC	P. 118	CIRCULAR	P. 052	COCO	P. 180
------	--------	----------	--------	------	--------

---

CONTRAST	P. 218	DEW	P. 100	ECLIPSE	P. 212
----------	--------	-----	--------	---------	--------

E

E

---

GLAM	P. 148	HELLO	P. 129	ILARGI	P. 078
------	--------	-------	--------	--------	--------

---

INVISIBLE	P. 112	KHOI	P. 136	MIST	P. 208
-----------	--------	------	--------	------	--------

E

---

NAPA	P. 214	NET	P. 192	NIMES	P. 186
------	--------	-----	--------	-------	--------

E

---

NOWAY	P. 138	PIPE	P. 210	PLAT	P. 144
-------	--------	------	--------	------	--------

E

---

PROLIX

P. 132

PUNTO

P. 204

SATURN

P. 128

N

E

---

SHOEMAKER

P. 122

STYLUS

P. 188

SUGAR

P. 193

---

SUPER ATTIC

P. 164

TUBS

P. 084

UMBRELLA

P. 130

---

VENETO

P. 170

VINTAGE

P. 202

VINTAGE LED

P. 200

---


VOILES

P. 088

---

# Circular

BENEDITO DESIGN, 2018



---

DIMENSIONAL STABILITY

Circular combines design and architecture to create lighting for spacious settings. A family of circular rings with a premium contemporary design that offers maximum versatility, blending formats, finishes and light directionality.

STABILITÉ DIMENSIONNELLE

Circulaire est le fruit du mariage entre design et architecture dans la création de luminaires destinés aux grands espaces. Une famille d'anneaux circulaires au style contemporain de grande qualité qui offre une polyvalence maximale en déclinant différents formats, finitions et directions de lumière.












The different number of structures, sizes and positions for Circular allows you to create interesting shadows with a sculptural and sophisticated effect. Les nombreuses possibilités de structures, dimensions et positions de Circular permettent de créer des silhouettes intéressantes avec une touche sculpturale et sophistiquée.



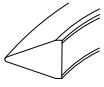




TECHNICAL INFORMATION  
INFORMATIONS TECHNIQUES

Light direction

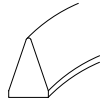
Direction de la lumière



**D Interior**  
Intérieur



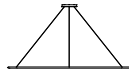
**F Exterior**  
Extérieur



**S Downwards**  
Vers le bas

Ceiling rose

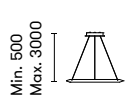
Type de montage



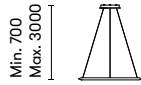
**4 Surface**  
Surface



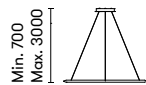
**5 Recessed**  
Encastrés



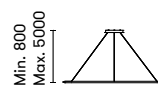
**A** Ø600 mm 31.7W  
2880 lm



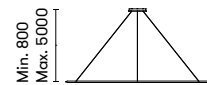
**K** Ø900 mm 45W  
4350 lm



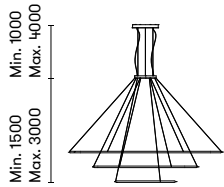
**B** Ø1200 mm 63.5W  
5760 lm



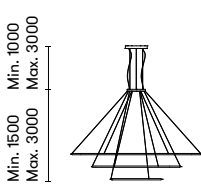
**C** Ø2000 mm 120W  
10080 lm



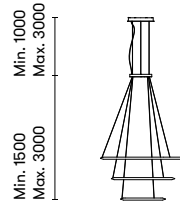
**D** Ø3000 mm 178W  
14880 lm



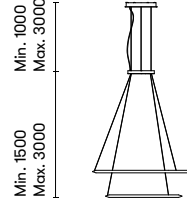
**G** Ø3000 mm 368W  
Ø2000 mm 30720 lm  
Ø1200 mm



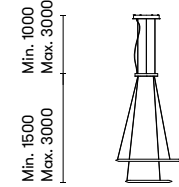
**H** Ø2000 mm 224W  
Ø1200 mm 18720 lm  
Ø600 mm



**L** Ø1200 mm 139W  
Ø900 mm 13344 lm  
Ø600 mm



**M** Ø1200 mm 108W  
Ø900 mm 10360 lm






**N** Ø900 mm 76W  
Ø600 mm 7296 lm

TECHNICAL INFORMATION  
INFORMATIONS TECHNIQUES

Customise your product (reference example)  
Personnalisez votre produit (exemple de référence)






**C** | **F** | **4** | **G** | **-** | **00** | **X** | **9** | **AZ** | **DU** | **05**

   Ø3000  
Ø2000  
Ø1200

4000

DALI

Black  
Noir

Product range	Light direction	Ceiling Rose	Model	Guide	Power	Kelvin + CRI	Angle	Power supply	Finish	
C	D Inward	4 Surface 	A Ø600	-	00	A9 2400K CRI > 90	AZ	OU ON-OFF	05 	
	F Outward	5* Recessed 	K Ø900			V9 2700K CRI > 90		DU DALI	14 	
	S Downward		B Ø1200			W9 3000K CRI > 90		RU 1-10V	EF 	
			C Ø2000			X9 4000K CRI > 90				
			D Ø3000							
			3 rings: G Ø3000 / Ø2000 / Ø1200							
			3 Rings: H Ø2000 / Ø1200 / Ø600							
			3 Rings: L Ø1200 / Ø900 / Ø600							
			2 Rings: M Ø1200 / Ø900							
			2 Rings: N Ø900 / Ø600							

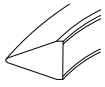
\* Can only be combined with the models A, B, C and D.

\* Combinable uniquement avec les modèles A, B, C et D.

TECHNICAL INFORMATION  
INFORMATIONS TECHNIQUES

Light direction

Direction de la lumière



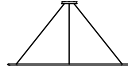
**D** Interior  
Intérieur



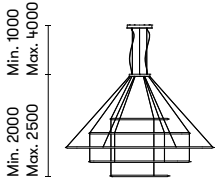
**F** Exterior  
Extérieur

Ceiling rose

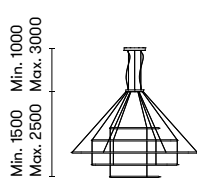
Type de montage



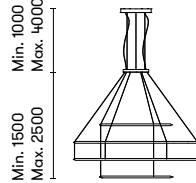
**4** Surface  
Surface



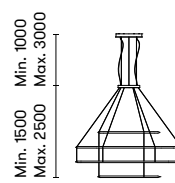
**E** Ø1200 mm 558W  
Ø2000 mm 46560 lm  
Ø3000 mm  
Ø2000 mm  
Ø1200 mm



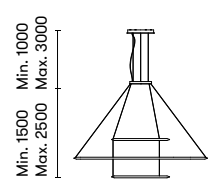
**F** Ø600 mm 328W  
Ø1200 mm 27360 lm  
Ø2000 mm  
Ø1200 mm  
Ø600 mm



**I** Ø1200 mm 380W  
Ø2000 mm 31680 lm  
Ø2000 mm  
Ø1200 mm



**J** Ø600 mm 207W  
Ø1200 mm 17280 lm  
Ø1200 mm  
Ø600 mm





**O** Ø900 mm 210W  
Ø2000 mm 20160 lm  
Ø900 mm

Customise your product (reference example)

Personnalisez votre produit (exemple de référence)


**C** | **F** | **4** | **G** | - | **00** | **X** | **9** | **AZ** | **DU** | **05**



 Ø3000  
Ø2000  
Ø1200

4000

DALI

Black  
Noir

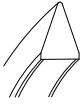
Product range	Light direction	Ceiling Rose	Model	Guide	Power	Kelvin + CRI	Angle	Power supply	Finish
<b>C</b>	<b>D</b> Inward	<b>4</b> Surface 	<b>E</b> 5 Rings: Ø1200 / Ø2000 / Ø3000 / Ø2000 / Ø1200	-	<b>00</b>	<b>A9</b> 2400K CRI > 90	<b>AZ</b>	<b>OU</b> ON-OFF	<b>05</b> ●
			<b>F</b> 5 Rings: Ø600 / Ø1200 / Ø2000 / Ø1200 / Ø600		<b>V9</b> 2700K CRI > 90	<b>DU</b> DALI		<b>14</b> ○	
	<b>I</b> 4 Rings: Ø1200 / Ø2000 / Ø2000 / Ø1200			<b>W9</b> 3000K CRI > 90	<b>RU</b> 1-10V	<b>EF</b> ●			
	<b>J</b> 4 Rings: Ø600 / Ø1200 / Ø1200 / Ø600			<b>X9</b> 4000K CRI > 90					
	<b>O</b> 3 Rings: Ø900 / Ø2000 / Ø600								
	<b>F</b> Outward								



TECHNICAL INFORMATION  
INFORMATIONS TECHNIQUES

Light direction

Direction de la lumière



**V Interior**  
Intérieur



**P Exterior**  
Extérieur

Ceiling rose

Type de montage



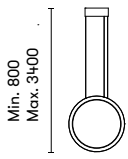
**4 Surface**  
Surface



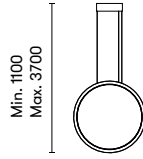
**5 Recessed**  
Encastrés

Models

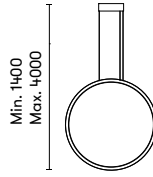
Finitions



**A** Ø600 mm 31.7W  
2880 lm



**K** Ø900 mm 45W  
4350 lm










**B** Ø1200 mm 63.5W  
5760 lm

Customise your product (reference example)

Personnalisez votre produit (exemple de référence)

**C** | **V** | **4** | **A** | **-** | **00** | **X** | **9** | **AZ** | **DU** | **05**

  | Ø600 | | 4000 | | | DALI | Black  
Noir

Product range	Light direction	Ceiling Rose	Model	Guide	Power	Kelvin + CRI	Angle	Power supply	Finish
<b>C</b>	<b>V</b> Inward	<b>4</b> Surface 	<b>A</b> Ø600	-	<b>00</b>	<b>A9</b> 2400K CRI > 90	<b>AZ</b>	<b>OU</b> ON-OFF	<b>05</b> 
	<b>P</b> Outward	<b>5</b> Recessed 	<b>K</b> Ø900			<b>V9</b> 2700K CRI > 90		<b>DU</b> DALI	<b>14</b> 
				<b>B</b> Ø1200			<b>W9</b> 3000K CRI > 90	<b>RU</b> 1-10V	<b>EF</b> 
							<b>X9</b> 4000K CRI > 90		

---

# Candle

BENEDITO DESIGN, 2017



---


## REINTERPRETING A CLASSIC

This delicate luminaire is a reinterpretation of a classic candleabra. Its light projection accentuates the spaces where it hangs, achieving a warm, natural ambience. Candle is a complete collection offering different sizes, compositions, finishes and decorative accessories that lead to wide-ranging solutions.

## RÉINTERPRÉTATION D'UN CLASSIQUE

Ce délicat luminaire est la réinterprétation d'un candélabre classique. Il projette une lumière qui met en valeur les espaces où il se trouve, obtenant ainsi des atmosphères chaleureuses et naturelles. Candle est proposé sous forme de famille complète avec plusieurs tailles, compositions, finitions et accessoires décoratifs qui créent différentes solutions.





Option of choosing between simple or large chandelier structures

Possibilité de choisir entre des structures simples ou un chandelier de grandes dimensions



New XXS size  
Nouvelle taille XXS





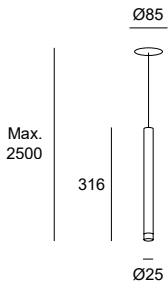






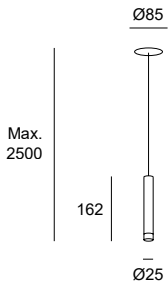
TECHNICAL INFORMATION  
INFORMATIONS TECHNIQUES

BODY MAT	DIF MAT		50000h	3
AL	PC		L80 B20	MacAdam



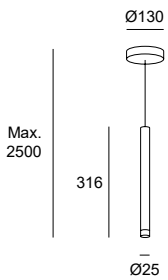
LED					
K	W	Real Lm	Code	Finishing	
2700	3,2	358	00 - 6018 - 27 - 27 60 - 60		
 100-240V					

	BODY MAT	DIF MAT		50000h	3
	AL	PC		L80 B20	MacAdam



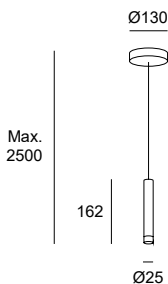
LED					
K	W	Real Lm	Code	Finishing	
2700	4,1	154	00 - 8528 - 27 - 27 60 - 60		
 100-240V					

BODY MAT	DIF MAT		50000h	3
AL	PC		L80 B20	MacAdam



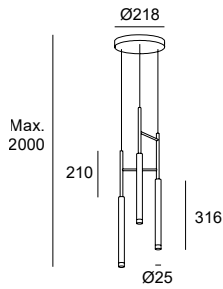
LED					
K	W	Real Lm	Code	Finishing	
2700	3,2	360	00 - 6017 - 27 - 27 60 - 60		
 100-240V					

	BODY MAT	DIF MAT		50000h	3
	AL	PC		L80 B20	MacAdam



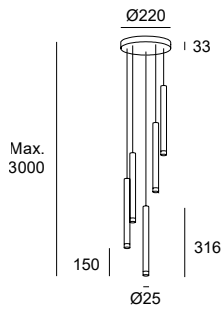
LED					
K	W	Real Lm	Code	Finishing	
2700	4,1	154	00 - 8527 - 27 - 27 60 - 60		
 100-240V					

TECHNICAL INFORMATION  
INFORMATIONS TECHNIQUES



BODY MAT	DIF MAT		50000h	3
AL	PC		L80 B20	MacAdam

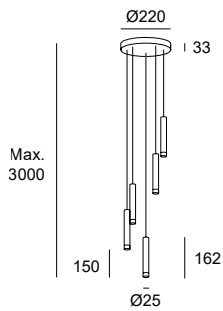
LED				
K	W	Real Lm	Code	Finishing
2700	9,6	1075	00 - 6021 - 27 - 27 60 - 60	
220-240V				



BODY MAT	DIF MAT		50000h	3	
AL	PC		L80 B20	MacAdam	

LED				
K	W	Real Lm	Code	Finishing
2700	16	844	00 - 8317 - 60 - 27 60	
2700	16	844	00 - 8318 - 60 - 27 60	
00-8317 DALI 100-240V 00-8318 0-10V 100-240V				

**Smart Compatible accs. / Acc. Smart Compatible**  
71-5961-00-00 Dimmer DALI Casambi



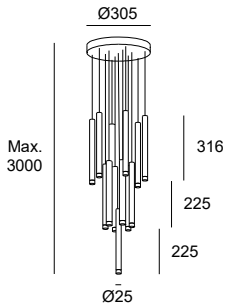
	BODY MAT	DIF MAT		50000h	3	
	AL	PC		L80 B20	MacAdam	

LED				
K	W	Real Lm	Code	Finishing
2700	16	844	00 - 8537 - 60 - 27 60	
2700	16	844	00 - 8538 - 60 - 27 60	
00-8537 DALI 100-240V 50-60Hz 00-8538 0-10V 100-240V 50-60Hz				

**Smart Compatible accs. / Acc. Smart Compatible**  
71-5961-00-00 Dimmer DALI Casambi

TECHNICAL INFORMATION  
INFORMATIONS TECHNIQUES

BODY MAT	DIF MAT		50000h	3	UGR	
AL	PC		L80 B20	MacAdam	<13	



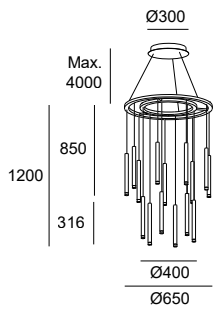
LED					
K	W	Real Lm	Code	Finishing	
2700	max. 41,6	2194	00 - 8319 - 60 - 27		
2700	max. 41,6	2194	00 - 8320 - 60 - 27		

	<b>00-8320</b>	DALI	100-240V
	<b>00-8319</b>	0-10V	100-240V

**Smart Compatible accs. / Acc. Smart Compatible**  
71-5961-00-00 Dimmer DALI Casambi

BODY MAT	DIF MAT		50000h	3	UGR
AL	PC		L80 B20	MacAdam	<13

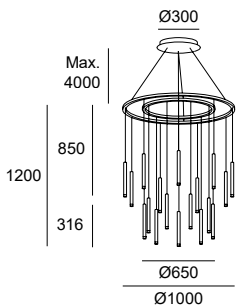


LED					
K	W	Real Lm	Code	Finishing	
2700	max. 45	5452	00 - 6019 - 27 - 27		
2700	max. 45	5452	00 - 6020 - 27 - 27		

	<b>00-6019</b>	DALI	100-240V
	<b>00-6020</b>	0-10V	100-240V

BODY MAT	DIF MAT		50000h	3	UGR
AL	PC		L80 B20	MacAdam	<13



LED					
K	W	Real Lm	Code	Finishing	
2700	max. 54	6700	00 - 6066 - 27 - 27		
2700	max. 54	6700	00 - 6067 - 27 - 27		

	<b>00-6066</b>	DALI	100-240V
	<b>00-6067</b>	0-10V	100-240V

**Common accessories included / Accessoires communs inclus**

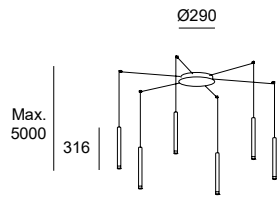
Aluminium disc / Disque en aluminium

	<b>Code</b>	<b>Finishing</b>
Ø150	71 - 6022 - 27 - 27	
2 x	60 - 60	

Tinted glass diffuser / Diffuseur en verre teinté

	<b>Code</b>
Ø100	71 - 8318 - F9 - F9

TECHNICAL INFORMATION  
INFORMATIONS TECHNIQUES

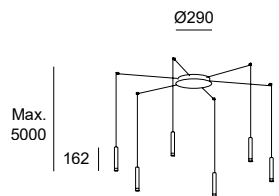


BODY MAT	DIF MAT		50000h	3	UGR
AL	PC		L80 B20	MacAdam	<13

LED					
K	W	Real Lm	Code	Finishing	
2700	max. 18,8	2165	<b>00 - 6662 - 14 - 27</b>		
2700	max. 18,8	2165	<b>00 - 6663 - 14 - 27</b>		

	<b>00-6662</b>	DALI	100-240V
	<b>00-6663</b>	0-10V	220-240V

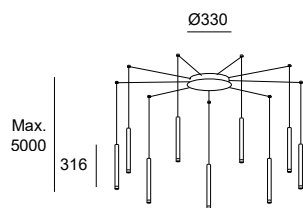


	BODY MAT	DIF MAT		50000h	3	UGR
	AL	PC		L80 B20	MacAdam	<13

LED					
K	W	Real Lm	Code	Finishing	
2700	max. 22,9	922	<b>00 - 8529 - 60 - 27</b>		
2700	max. 22,9	922	<b>00 - 8530 - 60 - 27</b>		

	<b>00-8529</b>	DALI	100-240V	50-60Hz
	<b>00-8530</b>	0-10V	100-240V	50-60Hz

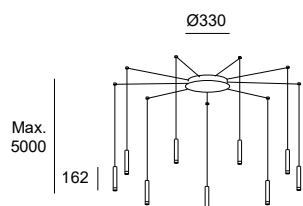


BODY MAT	DIF MAT		50000h	3	UGR
AL	PC		L80 B20	MacAdam	<13

LED					
K	W	Real Lm	Code	Finishing	
2700	max. 28,1	3250	<b>00 - 6664 - 14 - 27</b>		
2700	max. 28,1	3250	<b>00 - 6665 - 14 - 27</b>		

	<b>00-6664</b>	DALI	100-240V
	<b>00-6665</b>	0-10V	220-240V



	BODY MAT	DIF MAT		50000h	3	UGR
	AL	PC		L80 B20	MacAdam	<13

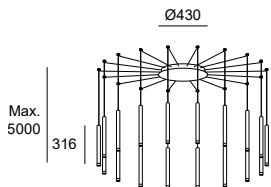
LED					
K	W	Real Lm	Code	Finishing	
2700	max. 33,2	1382	<b>00 - 8531 - 14 - 27</b>		
2700	max. 33,2	1382	<b>00 - 8532 - 14 - 27</b>		

	<b>00-8531</b>	DALI	100-240V	50-60Hz
	<b>00-8532</b>	0-10V	100-240V	50-60Hz

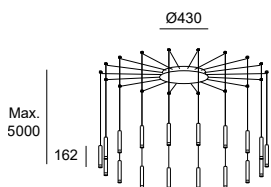
TECHNICAL INFORMATION  
INFORMATIONS TECHNIQUES

BODY MAT	DIF MAT		50000h	3	UGR
AL	PC		L80 B20	MacAdam	<13



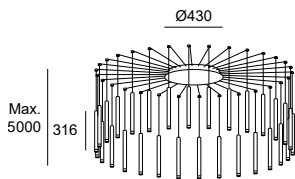
LED					
K	W	Real Lm	Code		Finishing
2700	max. 56,7	6700	00 - 6666 - 14 - 27 60		
2700	max. 56,7	6700	00 - 6667 - 14 - 27 60		
<b>00-6666</b>	ON-OFF	100-240V			
<b>00-6667</b>	0-10V	220-240V			

BODY MAT	DIF MAT		50000h	3	UGR
AL	PC		L80 B20	MacAdam	<13



LED					
K	W	Real Lm	Code		Finishing
2700	max. 60,2	2765	00 - 8533 - 14 - 27 60		
2700	max. 60,2	2765	00 - 8534 - 14 - 27 60		
<b>00-8533</b>	0-10V	100-240V	50-60Hz		
<b>00-8534</b>	DALI	100-277V	50-60Hz		

BODY MAT	DIF MAT		50000h	3	UGR
AL	PC		L80 B20	MacAdam	<13

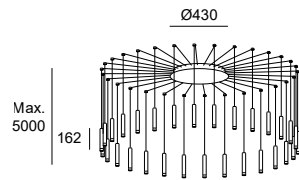


LED					
K	W	Real Lm	Code		Finishing
2700	max. 98,8	6700	00 - 6668 - 14 - 27 60		
2700	max. 98,8	6700	00 - 6669 - 14 - 27 60		
<b>00-6668</b>	ON-OFF	100-240V			
<b>00-6669</b>	0-10V	220-240V			

The white rosettes can be painted in matt black on request.  
Les patères blanches peuvent être peintes en noir mat sur demande.

TECHNICAL INFORMATION  
INFORMATIONS TECHNIQUES

BODY MAT	DIF MAT		50000h	3	UGR
AL	PC		L80 B20	MacAdam	<13



LED					
K	W	Real Lm	Code	Finishing	
2700	max. 98,8	4608	00 - 8535 - 14 - 27 60		
2700	max. 98,8	4608	00 - 8536 - 14 - 27 60		
<b>00-8535</b>	0-10V	100-240V	50-60Hz		
<b>00-8536</b>	DALI	100-277V	50-60Hz		

---

# Ilargi

IRATZOKI LIZASO, 2018

TABLE LAMPS FAMILY P. 358

FAMILLE LAMPES DE TABLE P. 358

---


## TIMELESS SOFTNESS

Ilargi, designed by the Basque studio Iratzoki Lizaso, is the perfect combination of warmth and timeless, functional design. Its traditionally blown glass is highly stylish, combining with solid hardwood. Its soft, pleasant light makes it perfect for residential use or public spaces, helping it to devise comfortable, natural settings.

## DOUCEUR INTEMPORELLE

Conçu par le studio basque Iratzoki Lizaso, Ilargi allie parfaitement chaleur et design fonctionnel intemporel. Associé à des finitions en bois noble massif, son verre soufflé à main levée dégage une présence très élégante. Sa lumière est douce et agréable, parfaite pour un usage résidentiel ou pour des espaces publics visant à créer des atmosphères confortables et naturelles.







Dual and single hanging options  
Suspension double et simple



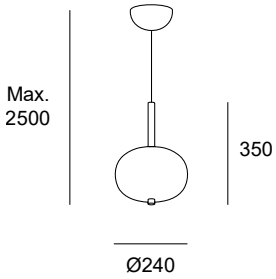
Three available sizes  
Trois dimensions disponibles



Finishes in solid wood, natural and black  
Finitions en bois massif, naturel et noir

TECHNICAL INFORMATION  
INFORMATIONS TECHNIQUES

BODY MAT	DIF MAT		50000h	3	
ST,WOOD	GLA		L80 B20	MacAdam	

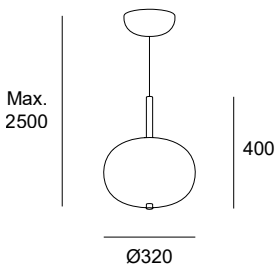


LED							
K	CRI	W	W Total	Real Lm	Code	Finishing	
2700	80	8.5	11.8	641	00-6010 - 92 - F9	93	
2700	80	8.5	11.8	641	00-6452 - 92 - F9	93	
2700	80	8.5	11.8	641	00-6454 - 92 - F9	93	

	<b>00-6010</b>	0-10V	120-277V	50-60Hz
	<b>00-6454</b>	DALI	220-240V	50-60Hz
	<b>00-6452</b>	PHASE CUT	220-240V	50-60Hz

BODY MAT	DIF MAT		50000h	3	
ST,WOOD	GLA		L80 B20	MacAdam	



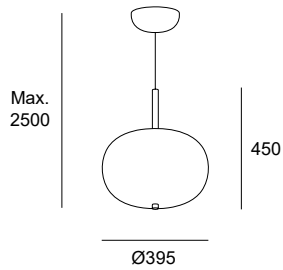
LED							
K	CRI	W	W Total	Real Lm	Code	Finishing	
2700	80	14.8	18.9	1054	00-6011 - 92 - F9	93	
2700	80	14.8	18.9	1054	00-6455 - 92 - F9	93	
2700	80	14.8	18.9	1054	00-6457 - 92 - F9	93	

	<b>00-6011</b>	1-10V	120-277V	50-60Hz
	<b>00-6457</b>	DALI	220-240V	50-60Hz
	<b>00-6455</b>	PHASE CUT	220-240V	50-60Hz



TECHNICAL INFORMATION  
INFORMATIONS TECHNIQUES

BODY MAT	DIF MAT		50000h	3	
ST,WOOD	GLA		L80 B20	MacAdam	

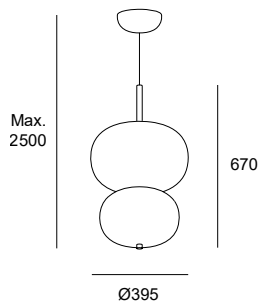


LED							
K	CRI	W	W Total	Real Lm	Code	Finishing	
2700	80	21.4	25.5	1507	00-6012 - 92 93 - F9	●	●
2700	80	21.4	25.5	1507	00-6458 - 92 93 - F9	●	●
2700	80	21.4	25.5	1507	00-6460 - 92 93 - F9	●	●



	<b>00-6012</b>	1-10V	100-240V	50-60Hz
	<b>00-6460</b>	DALI	220-240V	50-60Hz
	<b>00-6458</b>	PHASE CUT	220-240V	50-60Hz

BODY MAT	DIF MAT		50000h	3	
ST,WOOD	GLA		L80 B20	MacAdam	



LED							
K	CRI	W	W Total	Real Lm	Code	Finishing	
2700	80	36.1	40.6	1833	00-6461 - 92 93 - F9	●	●
2700	80	36.1	40.6	1833	00-6463 - 92 93 - F9	●	●
2700	80	36.1	40.6	1833	00-6013 - 92 93 - F9	●	●

	<b>00-6013</b>	1-10V	100-240V	50-60Hz
	<b>00-6463</b>	DALI	100-277V	50-60Hz
	<b>00-6461</b>	PHASE CUT	220-240V	50-60Hz

---

# Tubs

NAHTRANG STUDIO, 2017

WALL LIGHT FAMILY P. 248, TABLE LAMPS P. 360,  
FLOOR LAMP P. 406  
FAMILLE APPLIQUE P. 248, LAMPES DE TABLE P. 360,  
LAMPADAIRES P. 406



---

BALANCE

With its unique design, the geometry of its pyramidshaped lines trap the light inside, delicately highlighting and creating order wherever it is used. Its soft but powerful light makes it the perfect versatile accompaniment for large spaces.

ÉQUILIBRE

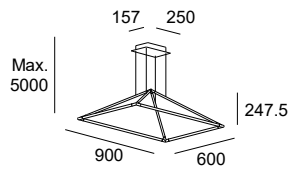
Avec un design unique, son jeu géométrique de lignes pyramidales capte la lumière à l'intérieur pour marquer et ajuster délicatement les espaces où elle est installée. Sa ténue, mais puissante lumière la présente comme une pièce polyvalente idéale pour les grands espaces.





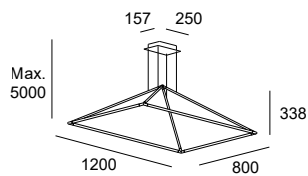


TECHNICAL INFORMATION  
INFORMATIONS TECHNIQUES



BODY MAT	DIF MAT		50000h	3
AL	PC		L80 B20	MacAdam

LED						
K	CRI	W	W Total	Real Lm	Code	Finishing
3000	90	36	41	1791	00-5999 - 05 - M1	●
3000	90	36	41	1791	00-6001 - 05 - M1	●
<b>00-5999</b>	ON-OFF	120-240V	50-60Hz			
<b>00-6001</b>	DALI	100-240V	50-60Hz			



BODY MAT	DIF MAT		50000h	3
AL	PC		L80 B20	MacAdam

LED						
K	CRI	W	W Total	Real Lm	Code	Finishing
3000	90	48	53.5	2196	00-6002 - 05 - M1	●
3000	90	48	53.5	2196	00-6002 - 05 - M1	●
<b>00-6000</b>	ON-OFF	120-240V	50-60Hz			
<b>00-6002</b>	DALI	100-240V	50-60Hz			

---

# Voiles

CÉLINE WRIGHT, 2017

WALL FIXTURES FAMILY P. 244

FAMILLE APPLIQUES P. 244



---

## CRAFTSMANSHIP IN MOVEMENT

Voiles pushes the envelope of contemporary design for large spaces with a style of sculpture far removed from conventional materials and shapes, opting for traditional craftsmanship. On the one hand, its asymmetric shape provides a different vision depending on your position. On the other hand, the Japanese Washi paper gives the piece a lightness that allows constant movement. Together they create a poetic living piece that makes any space more beautiful.

## ARTISANAT EN MOUVEMENT

Voiles défie le design contemporain des grands espaces avec une sculpture qui fuit les formes et les matériaux conventionnels et mise sur le travail artisanal. D'une part, sa forme asymétrique permet une vision différente en fonction du point de vue. D'autre part, le papier japonais Washi confère à la pièce une légèreté qui permet un mouvement constant. Le tout crée une pièce poétique vivante qui embellit n'importe quel espace.






The versatility of its components allows different compositions

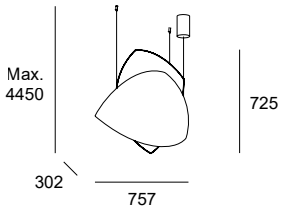
La grande polyvalence des éléments de Voiles permet de créer différentes compositions du luminaire







The shade is traditionally made with Japanese paper  
L'abat-jour est fabriqué à la main avec du papier japonais

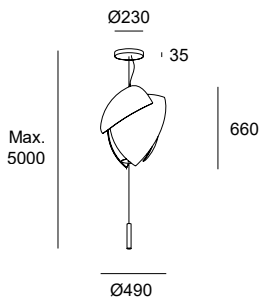
TECHNICAL INFORMATION  
INFORMATIONS TECHNIQUES










BODY MAT	DIF MAT		50000h	3
ST	WASHI		L80 B20	MacAdam




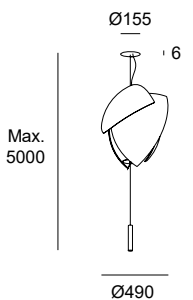
LED						
K	CRI	W	W Total	Real Lm	Code	Finishing
2700	90	28.5	33.6	1864	15-7723 - 21 - 14	
 110-240V		50-60Hz				










BODY MAT	DIF MAT		50000h	3	UGR	
ST	WASHI		L80 B20	MacAdam	<10	





LED						
K	CRI	W	W Total	Real Lm	Code	Finishing
2700	90	32.5	38.1	2357	00-7691	
					00-7692 - 21 - 14	
					00-7693	
3000	90	32.5	38.1	2357	00-6306	
					00-6307 - 21 - 14	
					00-6308	
 00-6307   00-7692		1-10V	100-240V	50-60Hz		
 00-6308   00-7693		DALI	100-277V	50-60Hz		
 00-6306   00-7691		PHASE CUT	220-240V	50-60Hz		

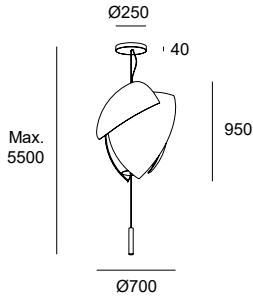
BODY MAT	DIF MAT		50000h	3	
ST	WASHI		L80 B20	MacAdam	



LED						
K	CRI	W	W Total	Real Lm	Code	Finishing
2700	90	32.5	38.1	2357	00-7694	
					00-7695 - 21 - 14	
					00-7696	
3000	90	32.5	38.1	2357	00-6317	
					00-6318 - 21 - 14	
					00-6319	
 00-6318   00-7695		1-10V	100-240V	50-60Hz		
 00-6319   00-7696		DALI	100-277V	50-60Hz		
 00-6317   00-7694		PHASE CUT	220-240V	50-60Hz		



TECHNICAL INFORMATION  
INFORMATIONS TECHNIQUES

BODY MAT	DIF MAT		50000h	3	
ST	WASHI		L80 B20	MacAdam	

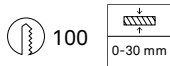
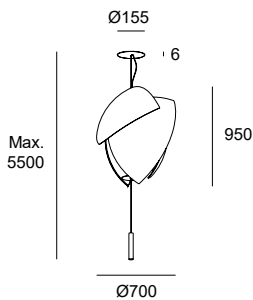


LED						
K	CRI	W	W Total	Real Lm	Code	Finishing
2700	90	47.5	56.6	4032	00-7685	
					00-7686 - 21 - 14	
					00-7687	
3000	90	47.5	56.6	4032	00-6303	
					00-6304 - 21 - 14	
					00-6305	



	<b>00-6304   00-7686</b>	1-10V	100-240V	50-60Hz
	<b>00-6305   00-7686</b>	DALI	220-240V	50-60Hz
	<b>00-6303   00-7685</b>	PHASE CUT	220-240V	50-60Hz

BODY MAT	DIF MAT		50000h	3	
ST	WASHI		L80 B20	MacAdam	



LED						
K	CRI	W	W Total	Real Lm	Code	Finishing
2700	90	47.5	56.6	4032	00-7688	
					00-7689 - 21 - 14	
					00-7690	
3000	90	47.5	56.6	4032	00-6314	
					00-6315 - 21 - 14	
					00-6316	

	<b>00-6315   00-7689</b>	1-10V	100-240V	50-60Hz
	<b>00-6316   00-7690</b>	DALI	220-240V	50-60Hz
	<b>00-6314   00-7688</b>	PHASE CUT	220-240V	50-60Hz

---

# Catenaria

FRANCESC VILARÓ, 2019



---

ELEGANCE AND WARMTH OF ALABASTER

Francesc Vilaró was inspired by Gaudí's catenary arches to create a piece with large dimensions where the alabaster and its warm, intimate light stand out. The chrome structure with a 1.7 m diameter, composed of 30 alabaster tulips and a central black marble counterweight create a classic chandelier with a contemporary style.

ÉLÉGANCE ET CHALEUR DE L'ALBÂTRE

Francesc Vilaró s'inspire des arcs caténaux de Gaudí pour créer une pièce de grandes dimensions qui fait la part belle à l'albâtre et à sa lumière chaude et intimiste. Sa structure chromée de 1,7 m de diamètre, composée de 30 tulipes en albâtre et d'un contrepoids central en marbre noir, forme un lustre classique de style contemporain.







Option of single or chandelier version  
Possibilité de version simple ou chandelier

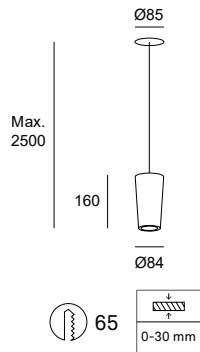



Marble detail  
Détail en marbre



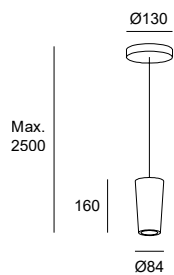
TECHNICAL INFORMATION  
INFORMATIONS TECHNIQUES


BODY MAT	DIF MAT		50000h	3
AL,AISI304	PMMA,ALAB		L80 B20	MacAdam



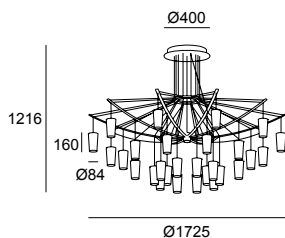
LED						
K	CRI	W	W Total	Real Lm	Code	Finishing
3000	80	6.7	8.8	580	00-7615 - 14 - 55	○
 100-240V 50-60Hz						


BODY MAT	DIF MAT		50000h	3
AL,AISI304	PMMA,ALAB		L80 B20	MacAdam



LED						
K	CRI	W	W Total	Real Lm	Code	Finishing
3000	80	6.7	8.8	580	00-7614 - 21 - 55	●
 100-240V 50-60Hz						


BODY MAT	DIF MAT		50000h	3
AL,MAR,AISI304	PMMA,ALAB		L80 B20	MacAdam



LED						
K	CRI	W	W Total	Real Lm	Code	Finishing
3000	80	101.7	216	17400	20-7613 - 21 - 55 20-7612	●●
 20-7613 0-10V 100-277V 50-60Hz 20-7612 DALI 100-277V 50-60Hz						

# Dew

YONOH, 2020




EPHEMERAL

Dew explores a lightweight, ephemeral beauty. With its strong technical nature that blends well with its poetic focus, Dew is an organic and linear configuration shaped by a line of oval light points connected by aluminium pieces at varying distances. With its vertical and horizontal versions, the collection allows for various angles and combinations.

ÉPHÉMÈRE


Dew explore la beauté de l'aérien et de l'éphémère. Affichant un caractère technique marqué sans perdre son côté poétique, ce modèle se présente comme une composition organique et longitudinale qui se compose d'une ligne de points lumineux ovales reliés par des pièces d'aluminium situées à des distances différentes. Avec ses versions verticale et horizontale, la collection permet plusieurs inclinaisons et combinaisons.





Compositional freedom  
Liberté de composition



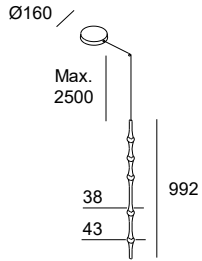


Compatible with installations that require large drops  
Compatible avec les installations exigeant une grande hauteur



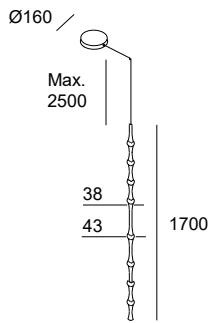
Two sizes in a painted black matte finish.  
Deux dimensions dans une finition peinte en noir mat.

TECHNICAL INFORMATION  
INFORMATIONS TECHNIQUES



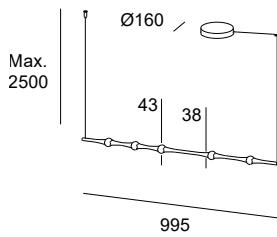
BODY MAT	DIF MAT		50000h	3	LOW
AL	PC		L80 B20	MacAdam	FLICKER

LED						
K	CRI	W	W Total	Real Lm	Code	Finishing
2700	90	10.5	13	782	<b>00-8304</b> <b>00-8305</b> - 05 - M1	
<b>00-8304</b>	DALI	220-240V	50-60Hz			
<b>00-8305</b>	0-10V	220-240V	50-60Hz			



BODY MAT	DIF MAT		50000h	3	LOW
AL	PC		L80 B20	MacAdam	FLICKER

LED						
K	CRI	W	W Total	Real Lm	Code	Finishing
2700	90	17.5	21.1	1383	<b>00-8306</b> <b>00-8307</b> - 05 - M1	
<b>00-8306</b>	DALI	220-240V	50-60Hz			
<b>00-8307</b>	0-10V	220-240V	50-60Hz			



BODY MAT	DIF MAT		50000h	3	LOW
AL	PC		L80 B20	MacAdam	FLICKER

LED						
K	CRI	W	W Total	Real Lm	Code	Finishing
2700	90	10.5	13	782	<b>00-8302</b> <b>00-8303</b> - 05 - M1	
<b>00-8302</b>	DALI	220-240V	50-60Hz			
<b>00-8303</b>	0-10V	220-240V	50-60Hz			

---

# Alive

FRANCESC VILARÓ, 2018




---

SUBTLE, FUNCTIONAL DESIGN

Its timeless design is based on minimal expression lines. This luminaire capitalises on the space thanks to its multiple configurations that offer different solutions, both in individual installations and in mass ensembles. Furthermore, it features a high-quality, traditionally blown, frosted glass that gently diffuses the light, granting it a more subtle appearance.

DESIGN SUBTIL ET FONCTIONNEL

Son design intemporel repose sur des lignes d'expression minimales. Ce luminaire exploite au mieux l'espace grâce à ses multiples configurations qui offrent différentes solutions, tant dans les installations individuelles que dans les ensembles massifs. De plus, il intègre en accessoire un verre teinté de grande qualité, soufflé à la main, qui diffuse légèrement la lumière en lui conférant un aspect plus subtil.










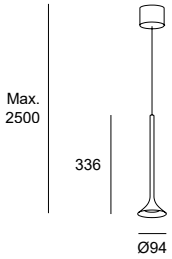
Option of traditionally blown glass diffuser  
Option de diffuseur en verre, soufflé à main levée








Option of single or chandelier composition  
Possibilité de composition simple ou au format chandelier

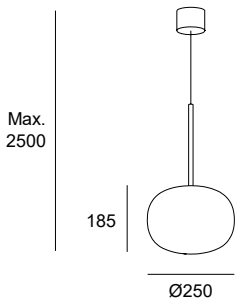
TECHNICAL INFORMATION  
INFORMATIONS TECHNIQUES



BODY MAT	DIF MAT		50000h	2		
ST,AL	PMMA		L80 B20	MacAdam	2,5 m	ON-OFF






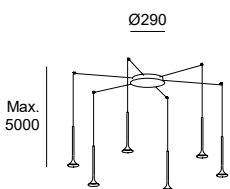
LED						
K	CRI	W	W Total	Real Lm	Code	Finishing
2700	80	6.9	8.5	492	00-6670 - 05 - 05 21 - 21	
 100-240V		50-60Hz				





BODY MAT	DIF MAT		50000h	2		
ST,AL	PMMA, GLA		L80 B20	MacAdam	2,5 m	ON-OFF



LED						
K	CRI	W	W Total	Real Lm	Code	Finishing
2700	80	6.9	8.5	454	00-6671 - 05 - F1 21 - 21	
 100-240V		50-60Hz				

BODY MAT	DIF MAT		50000h	2		
ST,AL	PMMA		L80 B20	MacAdam	4 m	






LED						
K	CRI	W	W Total	Real Lm	Code	Finishing
2700	80	41.1	43.2	2954	00-7064 - 05 - 05 21 - 21	
2700	80	41.1	43.2	2954	00-7074 - 05 - 05 21 - 21	
 <b>00-7064</b>		1-10V	100-240V	50-60Hz		
 <b>00-7074</b>		DALI	100-277V	50-60Hz		

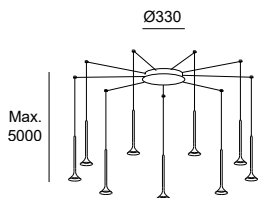
Smart Compatible accs. / Acc. Smart Compatible



71-5961-00-00 Dimmer DALI Casambi





TECHNICAL INFORMATION  
INFORMATIONS TECHNIQUES




BODY MAT	DIF MAT		50000h	2		
ST,AL	PMMA		L80 B20	MacAdam	4 m	

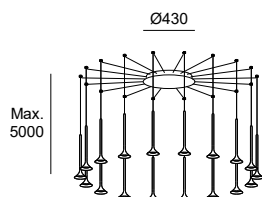




LED							
K	CRI	W	W Total	Real Lm	Code	Finishing	
2700	80	61.7	64.1	4431	00-7065 - 05 - 05 21 - 21		
2700	80	61.7	64.1	4431	00-7075 - 05 - 05 21 - 21		



	<b>00-7065</b>	0-10V	100-240V	50-60Hz
	<b>00-7075</b>	DALI	100-240V	50-60Hz




BODY MAT	DIF MAT		50000h	2		
ST,AL	PMMA		L80 B20	MacAdam	4 m	

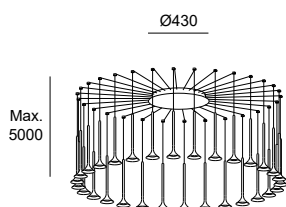




LED							
K	CRI	W	W Total	Real Lm	Code	Finishing	
2700	80	123.4	128.2	8863	00-7066 - 05 - 05 21 - 21		
2700	80	123.4	128.2	8863	00-7076 - 05 - 05 21 - 21		



	<b>00-7066</b>	0-10V	100-240V	50-60Hz
	<b>00-7076</b>	DALI	100-240V	50-60Hz

BODY MAT	DIF MAT		50000h	2		
ST,AL	PMMA		L80 B20	MacAdam	4 m	



LED							
K	CRI	W	W Total	Real Lm	Code	Finishing	
2700	80	210	218	14771	00-7067 - 05 - 05 21 - 21		
2700	80	210	218	14771	00-7077 - 05 - 05 21 - 21		

	<b>00-7067</b>	0-10V	100-240V	50-60Hz
	<b>00-7077</b>	DALI	100-240V	50-60Hz

---

# Invisible

FRANCESC VILARÓ, 2017

WALL LIGHT FAMILY P. 266 / P. 292, TABLE LAMPS P. 270,  
FLOOR LAMPS P. 410

FAMILLE APPLIQUE P. 266 / P. 292,  
LAMPES DE TABLE P. 270, LAMPADAIRES P. 410



---

FREEDOM

Invisible bases its design on functional yet daring lines that lengthen its proportions while moving away from more traditional aspects. Its ball joints provide it with extensive freedom of movement and surprising smoothness. Its beauty lies in its simplicity, which makes it an iconic piece.

LIBERTÉ

Le design d'Invisible repose sur des lignes fonctionnelles dotées d'une touche d'audace qui allonge ses proportions, s'éloignant ainsi du traditionnel. Ses articulations à rotule lui offrent une très grande liberté de mouvement avec une douceur surprenante. La beauté de ce modèle réside dans sa simplicité, qui en fait un élément emblématique.

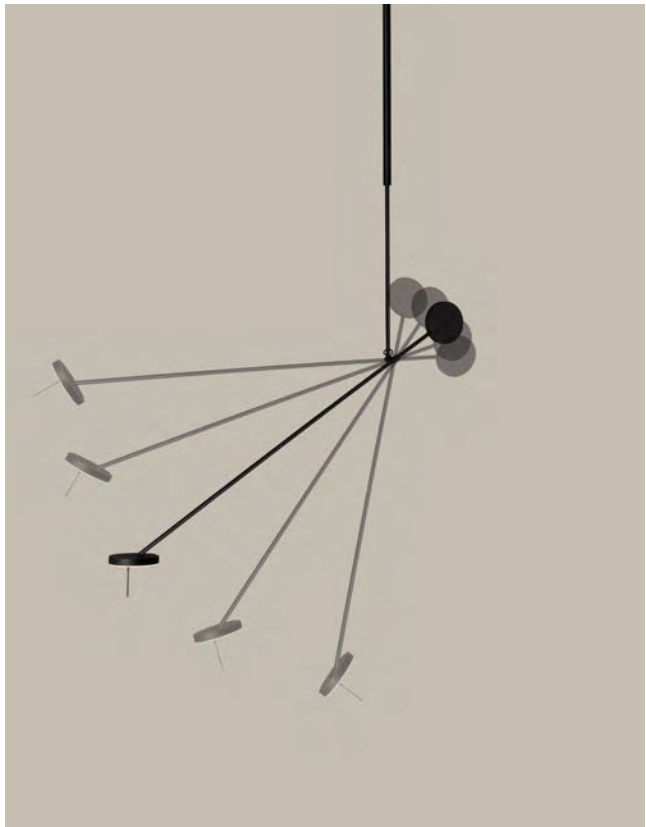






Winner of the German Design Award in 2016  
Lauréat du *German Design Award* en 2016

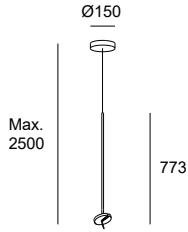



The rotating head means the light can be directed.  
La rotation de la tête permet de diriger la lumière.







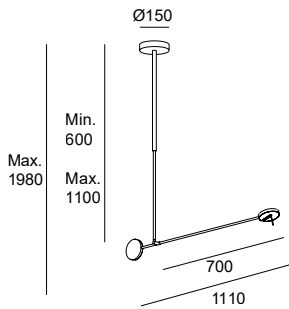
TECHNICAL INFORMATION  
INFORMATIONS TECHNIQUES


BODY MAT	DIF MAT		50000h	3	
ST,AL	PMMA		L80 B20	MacAdam	PHASE CUT






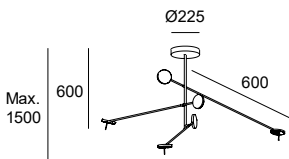
LED						
K	CRI	W	W Total	Real Lm	Code	Finishing
2700	90	9	12.2	496	00-7382 - 05 - 05	●
3000	90	9	12.2	511	00-5693 - 05 - 05	●
 220-240V    50-60Hz						


BODY MAT	DIF MAT		50000h			3	
ST,AL	PMMA		L80 B20	90°	355°	MacAdam	PHASE CUT



LED						
K	CRI	W	W Total	Real Lm	Code	Finishing
2700	90	9	12.2	496	00-7383 - 05 - 05	●
3000	90	9	12.2	511	00-5694 - 05 - 05	●
 220-240V    50-60Hz						

BODY MAT	DIF MAT		50000h			3
ST,AL	PMMA		L80 B20	90°	355°	MacAdam



LED						
K	CRI	W	W Total	Real Lm	Code	Finishing
2700	80	27	29.6	1488	00-7384 - 05 - 05 00-7385	●●
3000	90	27	29.6	1534	00-5695 - 05 - 05 00-5696	●●
 00-7384   00-5695    ON-OFF    100-240V    50-60Hz 00-7385   00-5696    PHASE CUT    220-240V    50-60Hz						

---

# Circ

JOSEP PATSÍ, 2014

FLOOR LAMP FAMILY P. 408  
FAMILLE LAMPADAIRES P. 408



---

THE NEUTRALITY OF PURE FORMS

The design of this pendant lamp offers diffuse lighting and provides great versatility in any space. It can be installed in a circular or linear format in a combination of different shapes and sizes.

LA NEUTRALITÉ DES FORMES PURES

Le design de ce luminaire en suspension offre un éclairage très diffus et permet une grande polyvalence dans l'espace. On peut l'installer de manière circulaire ou linéaire et réaliser des combinaisons de formes et de dimensions différentes.



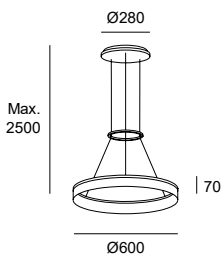




Option of creating different compositions. Dimmable options.  
Possibilité de créer différentes compositions. Options dimmables.

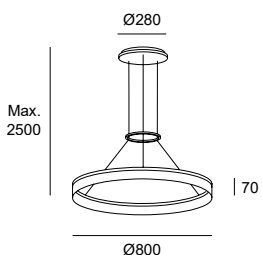
TECHNICAL INFORMATION  
INFORMATIONS TECHNIQUES

BODY MAT	DIF MAT		50000h	5	
ST,AL	PMMA		L80 B20	MacAdam	



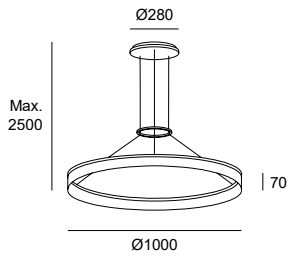
LED						
K	CRI	W	W Total	Real Lm	Code	Finishing
3000	80	22	31	1577	00-0001 - BW - M3 00-0641	
00-0001	ON-OFF	100-240V	50-60Hz			
00-0641	0-10V	100-240V	50-60Hz			

BODY MAT	DIF MAT		50000h	5	
ST,AL	PMMA		L80 B20	MacAdam	



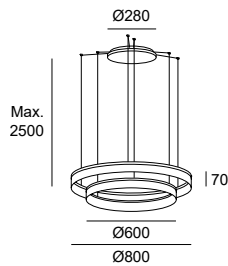
LED						
K	CRI	W	W Total	Real Lm	Code	Finishing
3000	80	31	45.1	2086	00-0002 - BW - M3 00-0642	
00-0002	ON-OFF	100-240V	50-60Hz			
00-0641	0-10V	100-240V	50-60Hz			

TECHNICAL INFORMATION  
INFORMATIONS TECHNIQUES



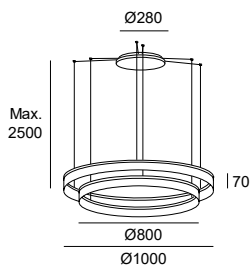
BODY MAT	DIF MAT		50000h	5	
AL	PMMA		L80 B20	MacAdam	

LED						
K	CRI	W	W Total	Real Lm	Code	Finishing
3000	80	36	49.3	3473	00-3642 - BW - M3 00-3646	
00-3642	ON-OFF	100-240V	50-60Hz			
00-3646	0-10V	100-240V	50-60Hz			



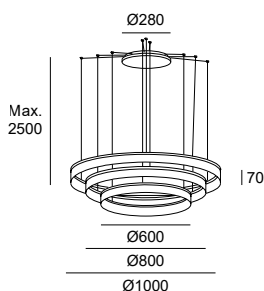
BODY MAT	DIF MAT		50000h	5
AL	PMMA		L80 B20	MacAdam

LED						
K	CRI	W	W Total	Real Lm	Code	Finishing
3000	80	53	58	3663	00-3647 - BW - M3	
100-240V	50-60Hz					



BODY MAT	DIF MAT		50000h	5
AL	PMMA		L80 B20	MacAdam

LED						
K	CRI	W	W Total	Real Lm	Code	Finishing
3000	80	67	72	5559	00-3648 - BW - M3	
100-240V	50-60Hz					



BODY MAT	DIF MAT		50000h	5
AL	PMMA		L80 B20	MacAdam

LED						
K	CRI	W	W Total	Real Lm	Code	Finishing
3000	80	89	94	7136	00-3649 - BW - M3	
100-240V	50-60Hz					

---

# Shoemaker

JOEL KARLSSON, 2020



---

WARMTH

Shoemaker redefines classic lighting, providing powerful technical features. The felt shade brings warmth and sound-absorbing properties to a space. Shoemaker is the ideal solution for restaurants, offices and soft contract projects in general.

CHALEUR

Shoemaker réinterprète un classique de l'éclairage en lui apportant de solides attributs techniques. Son abat-jour en feutre confère à l'espace chaleur et propriétés phonosorbantes. Shoemaker se présente comme la solution idéale pour les restaurants, les bureaux et les projets de « soft contract » en général.







Tunable White (2700K- 6000K)  
Tunable White (2 700 K - 6 000 K)



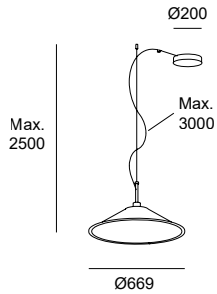
Recycled, sound-absorbing, fireproof material  
Matériau recyclé, phono-absorbant et ignifuge














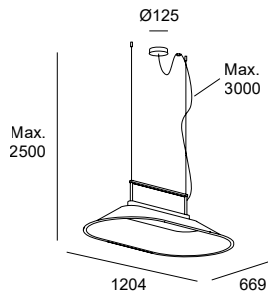
TECHNICAL INFORMATION  
INFORMATIONS TECHNIQUES








BODY MAT	DIF MAT		50000h	
ST,FELT	PMMA		L80 B20	



LED																			
K	CRI	W	W Total	Real Lm	Code	Finishing													
2700	90	25.2	28.6	1358	00-7728 - 05 -	EK EQ	 												
2700	90	25.2	28.6	1358	00-7731 - 05 -	EK EQ	 												
TW 2700-6500	90	20	22.2	1088	00-7727 - 05 -	EK EQ	 												
 <table border="1"> <tr> <td><b>00-7728</b></td> <td>0-10V</td> <td>100-240V</td> <td>50-60Hz</td> </tr> <tr> <td><b>00-7731</b></td> <td>DALI</td> <td>100-240V</td> <td>50-60Hz</td> </tr> <tr> <td><b>00-7727</b></td> <td>DALI DT8</td> <td>220-240V</td> <td>50-60Hz</td> </tr> </table>								<b>00-7728</b>	0-10V	100-240V	50-60Hz	<b>00-7731</b>	DALI	100-240V	50-60Hz	<b>00-7727</b>	DALI DT8	220-240V	50-60Hz
<b>00-7728</b>	0-10V	100-240V	50-60Hz																
<b>00-7731</b>	DALI	100-240V	50-60Hz																
<b>00-7727</b>	DALI DT8	220-240V	50-60Hz																

BODY MAT	DIF MAT		50000h	3	UGR	LOW	
ST,FELT	PMMA		L80 B20	MacAdam	<16	FLICKER	



LED																			
K	CRI	W	W Total	Real Lm	Code	Finishing													
2700	90	49	55	3631	00-7730 - 05 -	EK EQ	 												
2700	90	49	55	3631	00-7732 - 05 -	EK EQ	 												
TW 2700-6500	90	49	55	4002	00-7729 - 05 -	EK EQ	 												
 <table border="1"> <tr> <td><b>00-7730</b></td> <td>0-10V</td> <td>100-240V</td> <td>50-60Hz</td> </tr> <tr> <td><b>00-7732</b></td> <td>DALI</td> <td>100-240V</td> <td>50-60Hz</td> </tr> <tr> <td><b>00-7729</b></td> <td>DALI DT8</td> <td>220-240V</td> <td>50-60Hz</td> </tr> </table>								<b>00-7730</b>	0-10V	100-240V	50-60Hz	<b>00-7732</b>	DALI	100-240V	50-60Hz	<b>00-7729</b>	DALI DT8	220-240V	50-60Hz
<b>00-7730</b>	0-10V	100-240V	50-60Hz																
<b>00-7732</b>	DALI	100-240V	50-60Hz																
<b>00-7729</b>	DALI DT8	220-240V	50-60Hz																

# Saturn

BENEDITO DESIGN, 2018



GLOSSY ELEGANCE

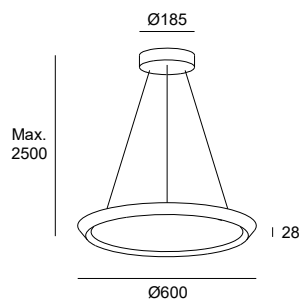
This light's hallmark lies in the purity, simplicity and timeless nature of its lines. With a single finish in matte satin brass, Saturn raises the bar in terms of elegance.

ÉLÉGANCE SATINÉE

Ce luminaire se distingue par la pureté, la simplicité et le caractère intemporel de ses lignes. Doté d'une seule finition en laiton satiné mat, Saturn fait monter d'un cran la valeur de l'élégance.

## TECHNICAL INFORMATION INFORMATIONS TECHNIQUES

BODY MAT ST	DIF MAT PBT		50000h L80 B20	3 MacAdam	 DIM	 PHASE CUT
----------------	----------------	--	-------------------	--------------	---------	---------------



LED						
K	CRI	W	W Total	Real Lm	Code	Finishing
2700	80	40	47	2344	00-6014 - 27 - M1	
220-240V		50-60Hz				

# Hello

JOSEP PATSÍ, 2016





HARMONY

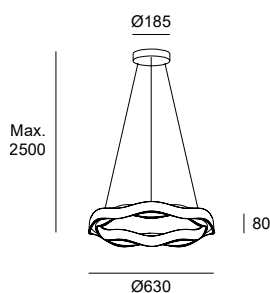
The sea and waves are the main source of inspiration. Its shapes and contrasts generate an intimate atmosphere through warm and comfortable light. Lending its personality to wherever it is installed and its visual comfort harmonises spaces with different styles.




HARMONIE

La mer et ses vagues sont sa principale source d'inspiration. Ses formes et ses contrastes créent une atmosphère intime avec une lumière chaude et confortable. Elle apporte de la personnalité à l'endroit où elle se trouve et son confort visuel harmonise les espaces de styles différents.

## TECHNICAL INFORMATION INFORMATIONS TECHNIQUES

BODY MAT PUR,ST	DIF MAT PMMA		50000h L80 B20	3 MacAdam	
--------------------	-----------------	---	-------------------	--------------	---



LED						
K	CRI	W	W Total	Real Lm	Code	Finishing
2700	80	24.3	28.3	1341	00-5275 - BW CT - M1	 
 220-240V		50-60Hz				

---

# Umbrella

WIS DESIGN, 2014



---

MODERN DESIGN

This luminaire draws its design inspiration from an umbrella on a sunny day, with the sun's rays shining through the fabric creating soft reflections of light. It is available in two sizes and two colour combinations: black and gold or white and silver.


DESIGN CONTEMPORAIN

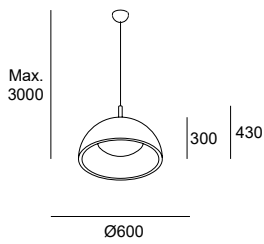
Ce luminaire évoque un parasol qui laisse passer les rayons du soleil à travers son tissu, de manière à créer de doux reflets de lumière. Disponible en deux dimensions et deux combinaisons de couleur : noir/doré ou blanc/argent.







2 sizes and 2 finishes  
2 tailles et 2 finitions

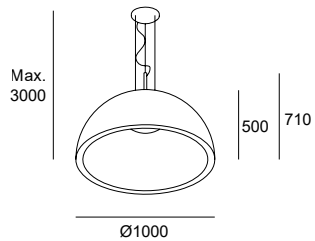
TECHNICAL INFORMATION  
INFORMATIONS TECHNIQUES





BODY MAT	DIF MAT	
PMMA,ST	TEX,GLA	



E14 / max L 145 mm - Ø 45 mm				
W	W Total	Real Lm	Code	Finishing
max. 11	33	630	00-2727 - AP - 05 AQ - 78	   

BODY MAT	DIF MAT	
PMMA,ST	TEX,GLA	



E27 / max L 150 mm - Ø 60 mm				
W	W Total	Real Lm	Code	Finishing
max. 23	69	1500	00-2726 - AP - 05 AQ - 78	   

---

# Prolix

NAHTRANG STUDIO, 2022

CEILING LIGHT FAMILY P. 232

FAMILLE PLAFONNIER P. 232



---




## STYLE AND ELEGANCE

Contemporaneity, style and control of the light angle are the keys to this offering by Nahtrang. Not only does Prolix boast a faceted silhouette, but it also has a great technical advantage thanks to an advanced lens that allows the light angle to be graduated, thereby achieving the desired lighting effect.

## STYLE ET ÉLÉGANCE

Contemporanéité, style et contrôle de l'angle lumineux sont les piliers sur lesquels repose cette solution de Nahtrang. Prolix affiche non seulement une silhouette à facettes, mais aussi un grand avantage technique grâce à un module optique avancé qui permet de régler l'angle de la lumière pour obtenir l'effet lumineux souhaité.



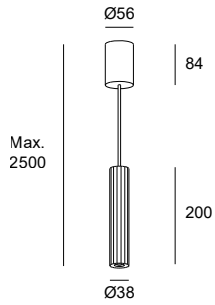


Adjustable lens to increase the light angle (Zoom 15°-50°)

Module optique réglable permettant d'accroître l'angle lumineux (Zoom 15°-50°)

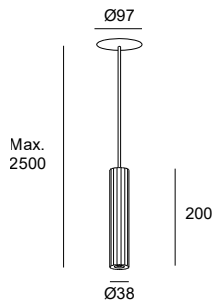


TECHNICAL INFORMATION  
INFORMATIONS TECHNIQUES



NEW	BODY MAT	DIF MAT	50000h L80 B20	3 MacAdam	PHASE CUT	PHASE CUT
	AL	PMMA				

LED							
K	CRI	W	W Total	Real Lm	Optics	Code	Finishing
2700	90	5.9	7.6	217	Zoom 15°-50°	00-8513 - 05 DN - 05 DN	● ●



NEW	BODY MAT	DIF MAT	50000h L80 B20	3 MacAdam	UGR <10	PHASE CUT
	AL	PMMA				

LED							
K	CRI	W	W Total	Real Lm	Optics	Code	Finishing
2700	90	5.9	7.6	217	Zoom 15°-50°	00-8514 - 05 DN - 05 DN	● ●

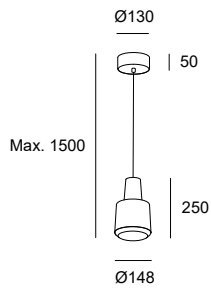
# Khoi

NAHTRANG STUDIO, 2015



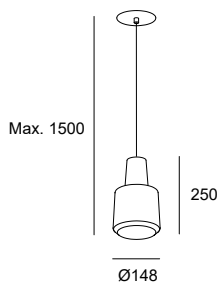


## TECHNICAL INFORMATION INFORMATIONS TECHNIQUES



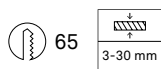
BODY MAT	DIF MAT		50000h	2	LOW	
AL	GLA		L80 B20	MacAdam	FLICKER	ON-OFF

LED						
K	CRI	W	W Total	Real Lm	Code	Finishing
3000	80	19.5	22.7	907	00-4037 - 14 - 37 CS - 12	 
100-277V		50-60Hz				



BODY MAT	DIF MAT		50000h	2	LOW	
AL	GLA		L80 B20	MacAdam	FLICKER	ON-OFF

LED						
K	CRI	W	W Total	Real Lm	Code	Finishing
3000	80	19.5	22.7	907	00-5980 - 14 - 37 CS - 12	 
100-240V		50-60Hz				



Colours shown are approximate and may not reflect shades precisely due to possible changes linked to different materials and finishes, as well as lighting and printing factors.

Les couleurs affichées sont approximatives et peuvent ne pas refléter fidèlement les tonalités, en raison des variations possibles liées aux différents types de matériaux et de finitions, ainsi qu'aux facteurs d'éclairage et d'impression.

---

# Noway

FRANCESC VILARÓ, 2021

FLOOR LAMPS FAMILY P. 400  
FAMILLE LAMPADAIRES P. 400



---

SIMPLICITY AND PURITY

Noway balances simplicity, purity and authenticity. With its different layers of enticing lines, it achieves comfortable, stylish lighting.

SIMPLICITÉ ET PURETÉ

Noway conjugue simplicité, pureté et authenticité à parts égales. Avec ses différentes couches aux lignes séduisantes, ce luminaire assure un éclairage confortable et plein de style.

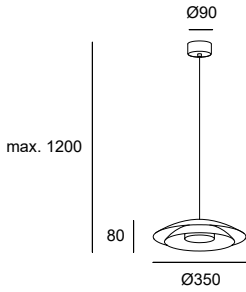








BODY MAT		50000h	3	SWITCH CCT	
ST		L80 B20	MacAdam	SW 2700-3000-4000	



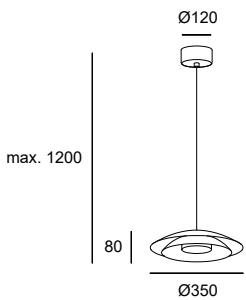
LED							
K	CRI	W	W Total	Real Lm	Code	Finishing	
SW 2700-3000-4000	90	16.5	18.5	618	00-8391 - 05 DN - 05	●	●
SW 2700-3000-4000	90	16.5	18.5	618	00-8392 - 05 DN - 05	●	●

	<b>00-8391</b>	ON-OFF	220-240V	50-60Hz
	<b>00-8392</b>	PHASE CUT	220-240V	50-60Hz

<b>Smart Compatible accs. / Acc. Smart Compatible</b>
<b>71-5959-00-00</b> Dimmer Phase Cut Casambi

BODY MAT		50000h	3	SWITCH CCT		
ST		L80 B20	MacAdam	SW 2700-3000-4000		



LED							
K	CRI	W	W Total	Real Lm	Code	Finishing	
SW 2700-3000-4000	90	16.5	18.5	618	00-8393 - 05 DN - 05	●	●

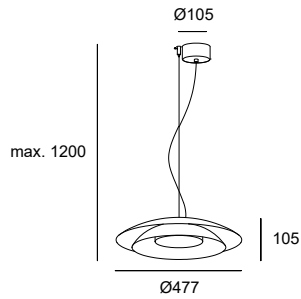
  

	220-240V	50-60Hz
--	----------	---------





TECHNICAL INFORMATION  
INFORMATIONS TECHNIQUES

BODY MAT		50000h	3	SWITCH CCT	
ST		L80 B20	MacAdam	SW 2700-3000-4000	






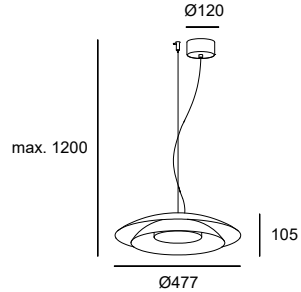
LED							
K	CRI	W	W Total	Real Lm	Code	Finishing	
SW 2700-3000-4000	90	21.7	24.5	813	00-8394 - 05 DN - 05	●	●
SW 2700-3000-4000	90	21.7	24.5	813	00-8395 - 05 DN - 05	●	●

	<b>00-8394</b>	ON-OFF	220-240V	50-60Hz
	<b>00-8395</b>	PHASE CUT	220-240V	50-60Hz


<b>Smart Compatible accs. / Acc. Smart Compatible</b>
<b>71-5959-00-00</b> Dimmer Phase Cut Casambi

BODY MAT		50000h	3	SWITCH CCT		
ST		L80 B20	MacAdam	SW 2700-3000-4000		LIGHT FOR LIFE



LED							
K	CRI	W	W Total	Real Lm	Code	Finishing	
SW 2700-3000-4000	90	21.7	24.5	813	00-8396 - 05 DN - 05	●	●

	220-240V	50-60Hz
---	----------	---------

---

# Plat

NAHTRANG STUDIO, 2021



---

SMOOTHNESS AND ELEGANCE

Plat steals the show without aiming to be the centre of attention, given its traditionally blown glass in soft tones. Subtle and enticing, this collection stands out thanks to its simplicity and the smoothness of its design.

DOUCEUR ET ÉLÉGANCE

Plat attire le regard sans chercher à être le centre d'attention, grâce à son verre soufflé à main levée aux tonalités douces. Tout en subtilité et suggestion, cette collection se distingue par la simplicité et la douceur de ses lignes.





Traditionally blown glass  
Verre soufflé à main levée



30% green tone  
Tonalité à 30 % vert



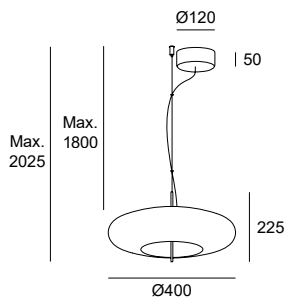
50% smoked tone  
Tonalité à 50 % fumé



30% amber tone  
Tonalité à 30 % ambré

TECHNICAL INFORMATION  
INFORMATIONS TECHNIQUES

BODY MAT	DIF MAT		50000h	3	UGR	SWITCH CCT	
ST	GLA		L80 B20	MacAdam	<13	SW 2700-3000-4000	



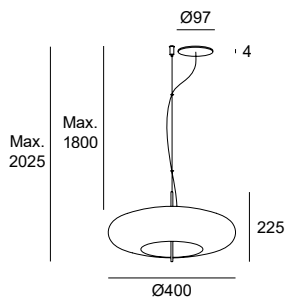
LED							
K	CRI	W	W Total	Real Lm	Code	Finishing	
SW 2700-3000-4000	90	10.5	13	805	00-8403 - 05 -	08	
				763		12	
				743		15	
SW 2700-3000-4000	90	10.5	13	805	00-8404 - 05 -	08	
				763		12	
				743		15	

	<b>00-8403</b>	PHASE CUT	220-240V	50-60Hz
	<b>00-8404</b>	LIGHT FOR LIFE	220-240V	50-60Hz

Smart Compatible accs. / Acc. Smart Compatible  
71-5959-00-00 Dimmer Phase Cut Casambi

BODY MAT	DIF MAT	50000h	3	SWITCH CCT	
ST	GLA	L80 B20	MacAdam	SW 2700-3000-4000	



LED							
K	CRI	W	W Total	Real Lm	Code	Finishing	
SW 2700-3000-4000	90	10.5	13	805	00-8405 - 05 -	08	
				763		12	
				743		15	
SW 2700-3000-4000	90	10.5	13	805	00-8406 - 05 -	08	
				763		12	
				743		15	

	<b>00-8405</b>	PHASE CUT	220-240V	50-60Hz	<input type="checkbox"/>
	<b>00-8406</b>	DALI	220-240V	50-60Hz	

Smart Compatible accs. / Acc. Smart Compatible  
71-5959-00-00 Dimmer Phase Cut Casambi  
71-5961-00-00 Dimmer DALI Casambi

Colours shown are approximate and may not reflect shades precisely due to possible changes linked to different materials and finishes, as well as lighting and printing factors.

Les couleurs affichées sont approximatives et peuvent ne pas refléter fidèlement les tonalités, en raison des variations possibles liées aux différents types de matériaux et de finitions, ainsi qu'aux facteurs d'éclairage et d'impression.

---

# Glam

JOSEP PATSÍ, 2020



---

NATURAL ELEGANCE

ÉLÉGANCE NATURELLE

Personality and elegance are some of Glam's attributes. Made from blown glass, the result is an inclusive collection that fosters a pleasant, warm, personable setting.

Personnalité et élégance sont quelques-uns des atouts de Glam. Sa fabrication en verre soufflé en fait une collection enveloppante qui favorise une atmosphère agréable, chaleureuse et de caractère.



Available in two sizes  
Disponible en deux tailles







Traditionally blown glass  
Verre soufflé à main levée

TECHNICAL INFORMATION  
INFORMATIONS TECHNIQUES

	<table border="1"> <tr> <td>BODY MAT</td> <td>DIF MAT</td> <td rowspan="2"> </td> <td rowspan="2">(SC)</td> </tr> <tr> <td>ST</td> <td>GLA</td> </tr> </table>	BODY MAT	DIF MAT		(SC)	ST	GLA						
	BODY MAT	DIF MAT				(SC)							
ST	GLA												
	<table border="1"> <tr> <td colspan="3">E14</td> </tr> <tr> <td><b>W</b></td> <td><b>Code</b></td> <td><b>Finishing</b></td> </tr> <tr> <td>max. 23</td> <td>00-8107 - DN - 12</td> <td>●</td> </tr> <tr> <td></td> <td>DN - 14</td> <td>○</td> </tr> </table>	E14			<b>W</b>	<b>Code</b>	<b>Finishing</b>	max. 23	00-8107 - DN - 12	●		DN - 14	○
E14													
<b>W</b>	<b>Code</b>	<b>Finishing</b>											
max. 23	00-8107 - DN - 12	●											
	DN - 14	○											

	<table border="1"> <tr> <td>BODY MAT</td> <td>DIF MAT</td> <td rowspan="2"> </td> <td rowspan="2">(SC)</td> </tr> <tr> <td>ST</td> <td>GLA</td> </tr> </table>	BODY MAT	DIF MAT		(SC)	ST	GLA						
	BODY MAT	DIF MAT				(SC)							
ST	GLA												
	<table border="1"> <tr> <td colspan="3">E14</td> </tr> <tr> <td><b>W</b></td> <td><b>Code</b></td> <td><b>Finishing</b></td> </tr> <tr> <td>max. 23</td> <td>00-8108 - DN - 12</td> <td>●</td> </tr> <tr> <td></td> <td>DN - 14</td> <td>○</td> </tr> </table>	E14			<b>W</b>	<b>Code</b>	<b>Finishing</b>	max. 23	00-8108 - DN - 12	●		DN - 14	○
E14													
<b>W</b>	<b>Code</b>	<b>Finishing</b>											
max. 23	00-8108 - DN - 12	●											
	DN - 14	○											

Smart Compatible accs.  
Acc. Smart Compatible

E14 TW Light For Life WIFI

71-8221-00-00

Colours shown are approximate and may not reflect shades precisely due to possible changes linked to different materials and finishes, as well as lighting and printing factors.

Les couleurs affichées sont approximatives et peuvent ne pas refléter fidèlement les tonalités, en raison des variations possibles liées aux différents types de matériaux et de finitions, ainsi qu'aux facteurs d'éclairage et d'impression.

---

# Attic

NAHTRANG STUDIO, 2019

WALL LIGHT FAMILY P. 268

FAMILLE APPLIQUE P. 268



---

## COMPOSITIONAL RICHNESS

Attic is a modular, contemporary collection formed by two lampshades, one of which is conical and the other cylindrical, and it's presented with a hanging system that can be used independently or in conjunction with other pieces. Attic achieves inviting settings by playing with the position of its cables and casings, with infinite compositional and plastic possibilities available.

## RICHESSSE DE COMPOSITION


Collection modulaire au design contemporain, Attic se compose de deux abat-jour, l'un de forme conique et l'autre de forme cylindrique. Ce modèle est proposé avec un système de suspension qui peut être disposé de façon individuelle ou composée. Attic réussit à créer un décor plein d'atmosphère en jouant sur la position des câbles et des corps, offrant ainsi d'infinies possibilités en termes de composition et de plastique.







Modular  
Modulaire





05-05



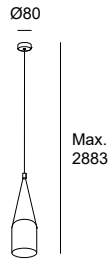
05-14



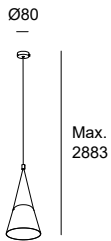
05-DL

TECHNICAL INFORMATION  
INFORMATIONS TECHNIQUES

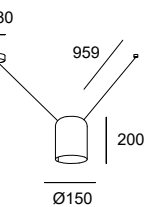
Watch Video  
Voir la vidéo



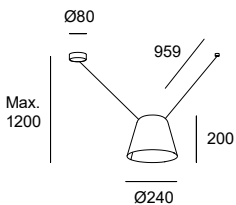
E27		Code	Finishing
<b>W Total</b>			
max. 23		00-7388 - 05 - 14	05 ● 14 ○ DL ●*



E27		Code	Finishing
<b>W Total</b>			
max. 23		00-7389 - 05 - 14	05 ● 14 ○ DL ●*



E27		Code	Finishing
<b>W Total</b>			
max. 23		00-7392 - 05 - 14	05 ● 14 ○ DL ●*



E27		Code	Finishing
<b>W Total</b>			
max. 23		00-7393 - 05 - 14	05 ● 14 ○ DL ●*

Smart Compatible accs.  
Acc. Smart Compatible

E27 RGBW Light For Life WIFI  
E27 TW Casambi

71-8219-00-00  
71-A697-00-00

\*Please contact our sales team for conditions and delivery times.

Consultez notre équipe commerciale pour connaître les conditions et les délais de livraison.



05-05



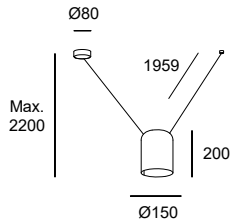
05-14



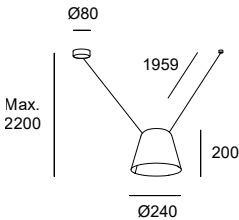
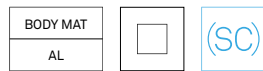
05-DL

## TECHNICAL INFORMATION

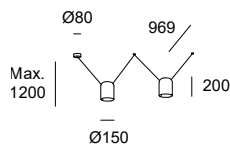
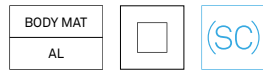
### INFORMATIONS TECHNIQUES



E27			
W Total	Code	Finishing	
max. 23	00-7390 - 05 - 14	05	●
		DL	○*

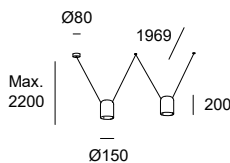
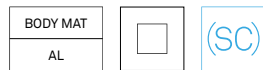


E27			
W Total	Code	Finishing	
max. 23	00-7391 - 05 - 14	05	●
		DL	○*



Side input rosette  
Patère latérale

E27			
W Total	Code	Finishing	
max. 46	00-7396 - 05 - 14	05	●
		DL	○*



Side input rosette  
Patère latérale

E27			
W Total	Code	Finishing	
max. 46	00-7394 - 05 - 14	05	●
		DL	○*

**Smart Compatible accs.**  
Acc. Smart Compatible

E27 RGBW Light For Life WIFI  
E27 TW Casambi

71-8219-00-00  
71-A697-00-00

\*Please contact our sales team for conditions and delivery times.

Consultez notre équipe commerciale pour connaître les conditions et les délais de livraison.



05-05



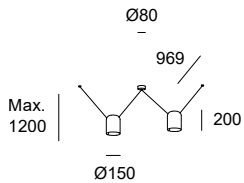
05-14



05-DL

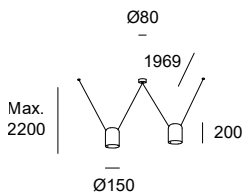
## TECHNICAL INFORMATION

### INFORMATIONS TECHNIQUES



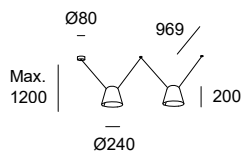
Central input rosette  
Patère centrale

E27			
W Total	Code	Finishing	
max. 46	00-8370 - 05 - 14	05	●
		DL	○*



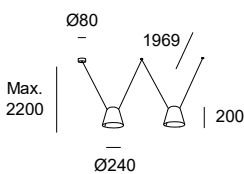
Central input rosette  
Patère centrale

E27			
W Total	Code	Finishing	
max. 46	00-8366 - 05 - 14	05	●
		DL	○*



Side input rosette  
Patère latérale

E27			
W Total	Code	Finishing	
max. 46	00-7397 - 05 - 14	05	●
		DL	○*



Side input rosette  
Patère latérale

E27			
W Total	Code	Finishing	
x. 46	00-7395 - 05 - 14	05	●
		DL	○*

Smart Compatible accs.  
Acc. Smart Compatible

E27 RGBW Light For Life WIFI  
E27 TW Casambi

71-8219-00-00  
71-A697-00-00

\*Please contact our sales team for conditions and delivery times.

Consultez notre équipe commerciale pour connaître les conditions et les délais de livraison.





05-05



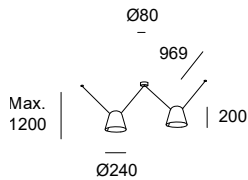
05-14



05-DL

## TECHNICAL INFORMATION

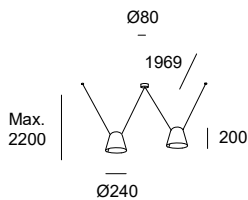
### INFORMATIONS TECHNIQUES



Central input rosette  
Patère centrale



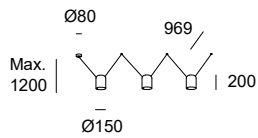
E27			
W Total	Code	Finishing	
max. 46	00-8371 - 05 - 14	05	●
		DL	○*



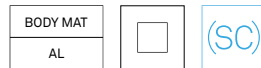
Central input rosette  
Patère centrale



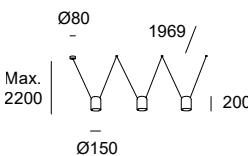
E27			
W Total	Code	Finishing	
max. 46	00-8367 - 05 - 14	05	●
		DL	○*



Side input rosette  
Patère latérale



E27			
W Total	Code	Finishing	
max. 69	00-7400 - 05 - 14	05	●
		DL	○*



Side input rosette  
Patère latérale



E27			
W Total	Code	Finishing	
max. 69	00-7398 - 05 - 14	05	●
		DL	○*

**Smart Compatible accs.**  
Acc. Smart Compatible

E27 RGBW Light For Life WIFI  
E27 TW Casambi

71-8219-00-00  
71-A697-00-00

\*Please contact our sales team for conditions and delivery times.

Consultez notre équipe commerciale pour connaître les conditions et les délais de livraison.



05-05



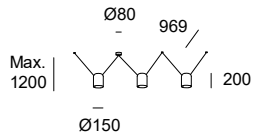
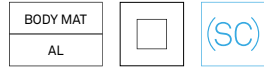
05-14



05-DL

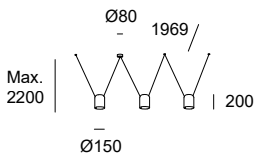
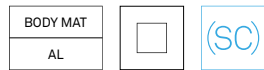
## TECHNICAL INFORMATION

### INFORMATIONS TECHNIQUES



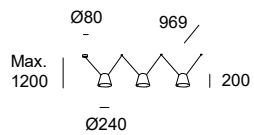
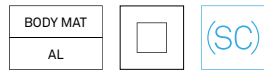
Central input rosette  
Patère centrale

E27			
W Total	Code	Finishing	
max. 69	00-8378 - 05 -	05	●
		14	○
		DL	●*



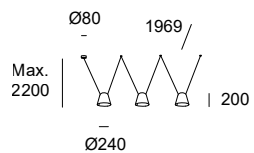
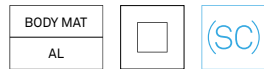
Central input rosette  
Patère centrale

E27			
W Total	Code	Finishing	
max. 69	00-8374 - 05 -	05	●
		14	○
		DL	●*



Side input rosette  
Patère latérale

E27			
W Total	Code	Finishing	
max. 69	00-7401 - 05 -	05	●
		14	○
		DL	●*



Side input rosette  
Patère latérale

E27			
W Total	Code	Finishing	
max. 69	00-7399 - 05 -	05	●
		14	○
		DL	●*

Smart Compatible accs.  
Acc. Smart Compatible

E27 RGBW Light For Life WIFI  
E27 TW Casambi

71-8219-00-00  
71-A697-00-00

\*Please contact our sales team for conditions and delivery times.

Consultez notre équipe commerciale pour connaître les conditions et les délais de livraison.



05-05



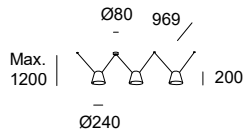
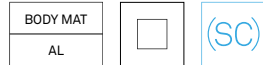
05-14



05-DL

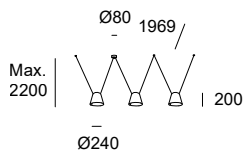
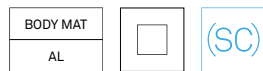
## TECHNICAL INFORMATION

### INFORMATIONS TECHNIQUES



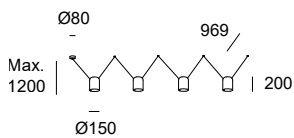
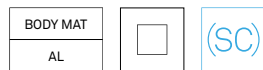
Central input rosette  
Patère centrale

E27		Code	Finishing
<b>W Total</b>			<b>05</b>
max. 69		<b>00-8379 - 05 - 14</b>	●
			○
			●*



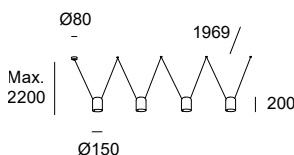
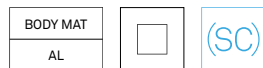
Central input rosette  
Patère centrale

E27		Code	Finishing
<b>W Total</b>			<b>05</b>
max. 69		<b>00-8375 - 05 - 14</b>	●
			○
			●*



Side input rosette  
Patère latérale

E27		Code	Finishing
<b>W Total</b>			<b>05</b>
max. 92		<b>00-7404 - 05 - 14</b>	●
			○
			●*



Side input rosette  
Patère latérale

E27		Code	Finishing
<b>W Total</b>			<b>05</b>
max. 92		<b>00-7402 - 05 - 14</b>	●
			○
			●*

**Smart Compatible accs.**  
Acc. Smart Compatible

E27 RGBW Light For Life WIFI  
E27 TW Casambi

71-8219-00-00  
71-A697-00-00

\*Please contact our sales team for conditions and delivery times.

Consultez notre équipe commerciale pour connaître les conditions et les délais de livraison.



05-05



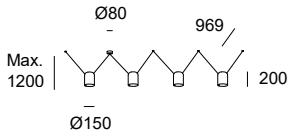
05-14



05-DL

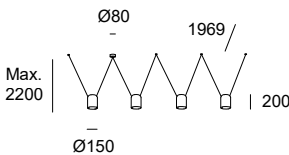
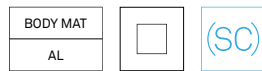
## TECHNICAL INFORMATION

### INFORMATIONS TECHNIQUES



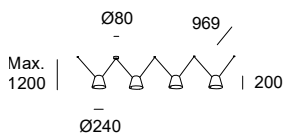
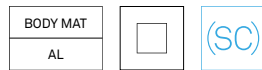
Central input rosette  
Patère centrale

E27			
W Total	Code	Finishing	
max. 92	00-8386 - 05 - 14	05	●
		DL	○*



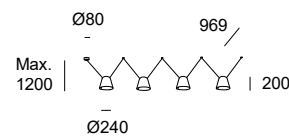
Central input rosette  
Patère centrale

E27			
W Total	Code	Finishing	
max. 92	00-8382 - 05 - 14	05	●
		DL	○*



Central input rosette  
Patère centrale

E27			
W Total	Code	Finishing	
max. 92	00-8387 - 05 - 14	05	●
		DL	○*



Side input rosette  
Patère latérale

E27			
W Total	Code	Finishing	
max. 92	00-7405 - 05 - 14	05	●
		DL	○*

Smart Compatible accs.  
Acc. Smart Compatible

E27 RGBW Light For Life WIFI  
E27 TW Casambi

71-8219-00-00  
71-A697-00-00

\*Please contact our sales team for conditions and delivery times.

Consultez notre équipe commerciale pour connaître les conditions et les délais de livraison.



05-05



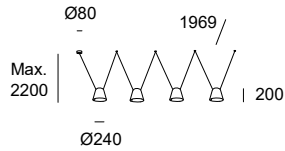
05-14



05-DL

TECHNICAL INFORMATION  
INFORMATIONS TECHNIQUES

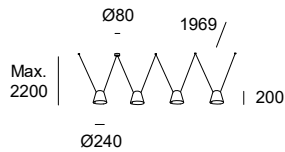
BODY MAT
AL



Side input rosette  
Patère latérale

E27		
W Total	Code	Finishing
max. 92	00-7403 - 05 -	05 ● 14 ○ DL ●*

BODY MAT
AL



Central input rosette  
Patère centrale

E27		
W Total	Code	Finishing
max. 92	00-8383 - 05 -	05 ● 14 ○ DL ●*

Smart Compatible accs.  
Acc. Smart Compatible

E27 RGBW Light For Life WIFI  
E27 TW Casambi

71-8219-00-00  
71-A697-00-00

\*Please contact our sales team for conditions and delivery times.

Consultez notre équipe commerciale pour connaître les conditions et les délais de livraison.

---

# Super Attic

NAHTRANG STUDIO, 2021

WALL LIGHT FAMILY P. 270

FAMILLE APPLIQUE P. 270



---

STRENGTH IN HANGING

The modular Attic collection is extended thanks to the arrival of the family's largest member: a sizeable, conical lampshade that takes unbridled ownership of the space, granting it presence and attention to detail.

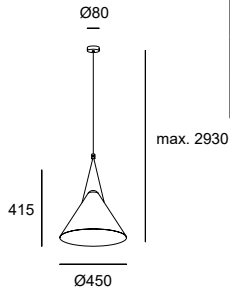
IMPOSANT EN SUSPENSION

La famille modulaire Attic s'agrandit avec l'arrivée du plus grand de la collection : un abat-jour conique de grande dimension qui s'approprie l'espace sans complexes en lui conférant présence et goût du détail.




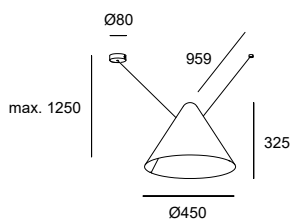
TECHNICAL INFORMATION  
INFORMATIONS TECHNIQUES

BODY MAT		(SC)
AL		



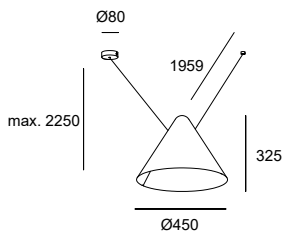
E27		
<b>W Total</b>	<b>Code</b>	<b>Finishing</b>
max. 23	00-8348 - 05 - 05	●

BODY MAT		(SC)
AL		




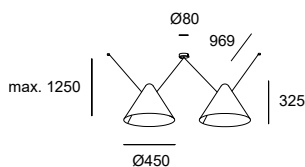
E27		
<b>W Total</b>	<b>Code</b>	<b>Finishing</b>
max. 23	00-8365 - 05 - 05	●

BODY MAT		(SC)
AL		



E27		
<b>W Total</b>	<b>Code</b>	<b>Finishing</b>
max. 23	00-8364 - 05 - 05	●

BODY MAT		(SC)
AL		



E27		
<b>W Total</b>	<b>Code</b>	<b>Finishing</b>
max. 46	00-8372 - 05 - 05	●

Central input rosette  
Patère centrale

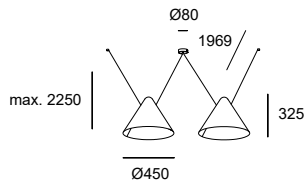
Smart Compatible accs.  
Acc. Smart Compatible

E27 RGBW Light For Life WIFI  
E27 TW Casambi

71-8219-00-00  
71-A697-00-00



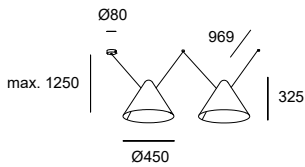
TECHNICAL INFORMATION  
INFORMATIONS TECHNIQUES



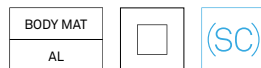
Central input rosette  
Patère centrale



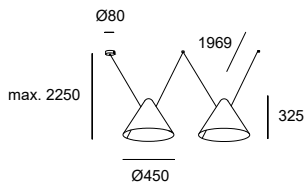
<b>E27</b>		
<b>W Total</b>	<b>Code</b>	<b>Finishing</b>
max. 46	00-8368 - 05 - 05	●



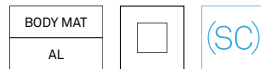
Side input rosette  
Patère latérale



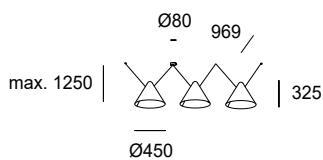
<b>E27</b>		
<b>W Total</b>	<b>Code</b>	<b>Finishing</b>
max. 46	00-8373 - 05 - 05	●



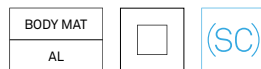
Side input rosette  
Patère latérale



<b>E27</b>		
<b>W Total</b>	<b>Code</b>	<b>Finishing</b>
max. 46	00-8369 - 05 - 05	●



Central input rosette  
Patère centrale



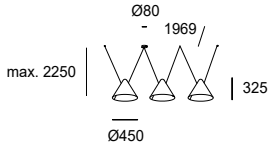
<b>E27</b>		
<b>W Total</b>	<b>Code</b>	<b>Finishing</b>
max. 69	00-8380 - 05 - 05	●

Smart Compatible accs.  
Acc. Smart Compatible

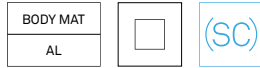
E27 RGBW Light For Life WIFI  
E27 TW Casambi

71-8219-00-00  
71-A697-00-00

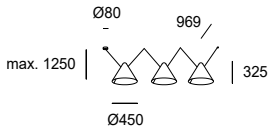
TECHNICAL INFORMATION  
INFORMATIONS TECHNIQUES



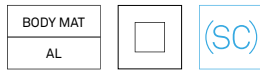
Central input rosette  
Patère centrale



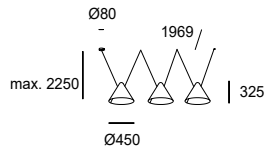
E27		
<b>W Total</b>	<b>Code</b>	<b>Finishing</b>
max. 69	00-8376 - 05 - 05	●



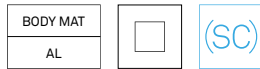
Side input rosette  
Patère latérale



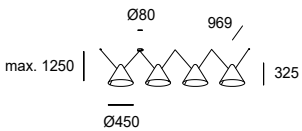
E27		
<b>W Total</b>	<b>Code</b>	<b>Finishing</b>
max. 69	00-8381 - 05 - 05	●



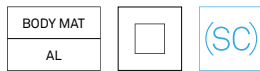
Side input rosette  
Patère latérale



E27		
<b>W Total</b>	<b>Code</b>	<b>Finishing</b>
max. 69	00-8377 - 05 - 05	●

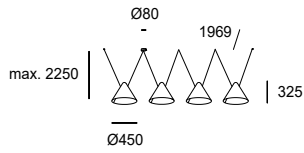


Central input rosette  
Patère centrale



E27		
<b>W Total</b>	<b>Code</b>	<b>Finishing</b>
max. 92	00-8388 - 05 - 05	●

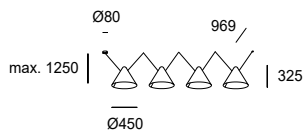
TECHNICAL INFORMATION  
INFORMATIONS TECHNIQUES



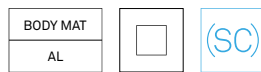
Central input rosette  
Patère centrale



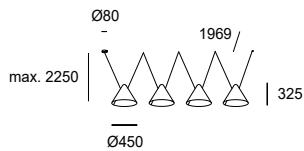
E27		
<b>W Total</b> max. 92	<b>Code</b> 00-8384 - 05 - 05	<b>Finishing</b> ●



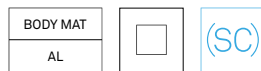
Side input rosette  
Patère latérale



E27		
<b>W Total</b> max. 92	<b>Code</b> 00-8389 - 05 - 05	<b>Finishing</b> ●



Side input rosette  
Patère latérale



E27		
<b>W Total</b> max. 92	<b>Code</b> 00-8385 - 05 - 05	<b>Finishing</b> ●

---

# Veneto

BENEDITO DESIGN, 2019

WALL LIGHT FAMILY P. 279

FAMILLE APPLIQUE P. 279



---

TIMELESS DELICACY

Veneto is a luminaire with a modern take on a classic design. The lightness of its methacrylate diffuser and the piece's golden detail combine to grant the luminaire its own character that matches its staging. Veneto offers lighting that is diffused and delicate, warm and intimate, in both its single and multiple versions.

DÉLICATESSE INTEMPORELLE

Veneto est un luminaire qui arbore un design classique actuel. La légèreté de son diffuseur en méthacrylate, alliée au détail doré de la finition, lui confèrent de la personnalité en équilibrant sa mise en scène. Veneto assure un éclairage diffus et délicat, chaud et intime, que ce soit dans sa version individuelle ou multiple.



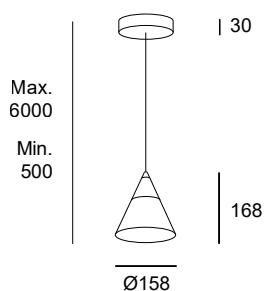


Methacrylate diffuser  
Diffuseur en méthacrylate



TECHNICAL INFORMATION  
INFORMATIONS TECHNIQUES

BODY MAT	DIF MAT		50000h	2	
ST,AL	PMMA		L80 B20	MacAdam	

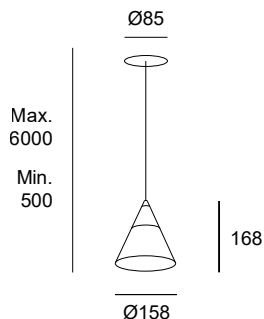


LED						
K	CRI	W	W Total	Real Lm	Code	Finishing
2700	80	6.7	8.3	452	<b>00-7588</b> - 14 - DO DL	
2700	80	6.7	8.3	452	<b>00-7589</b> - 14 - DO DL	
2700	80	6.7	8.3	452	<b>00-A008</b> - 14 - DO DL	
2700	80	6.7	8.3	452	<b>00-A010</b> - 14 - DO DL	

	<b>00-7588</b>	ON-OFF	100-277V	50-60Hz	<input type="checkbox"/>
	<b>00-7589</b>	PHASE CUT	220-240V	50-60Hz	<input type="checkbox"/>
	<b>00-A008</b>	Casambi	220-240V	50-60Hz	
	<b>00-A010</b>	Light For Life	220-240V	50-60Hz	

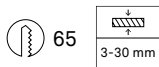
BODY MAT	DIF MAT	50000h	2	
ST,AL	PMMA	L80 B20	MacAdam	



LED						
K	CRI	W	W Total	Real Lm	Code	Finishing
2700	80	6.7	8.3	452	<b>00-7590</b> <b>00-7591</b> - 14 - DO <b>00-A009</b> <b>00-A011</b>	


  

	<b>00-7590</b>	ON-OFF	100-240V	50-60Hz	<input type="checkbox"/>
	<b>00-7591</b>	PHASE CUT	220-240V	50-60Hz	<input type="checkbox"/>
	<b>00-A009</b>	Casambi	100-240V	50-60Hz	
	<b>00-A011</b>	Light For Life	220-240V	50-60Hz	



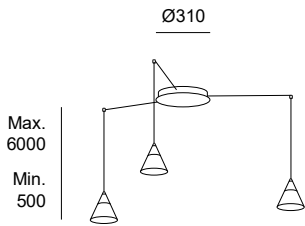
\*Please contact our sales team for conditions and delivery times.

Consultez notre équipe commerciale pour connaître les conditions et les délais de livraison.



TECHNICAL INFORMATION  
INFORMATIONS TECHNIQUES

BODY MAT	DIF MAT		50000h	3	
ST,AL	PMMA		L80 B20	MacAdam	




LED						
K	CRI	W	W Total	Real Lm	Code	Finishing
2700	80	15	18.4	804	15-7590 - 14 60 - DO DL	
2700	80	15	18.4	804	15-7596 - 14 60 - DO DL	
2700	80	15	18.4	804	15-7602 - 14 60 - DO DL	
2700	80	15	18.4	804	15-A029 - 14 60 - DO DL	
2700	80	15	18.4	804	15-A033 - 14 60 - DO DL	
15-7590	ON-OFF	100-240V	50-60Hz			
15-7596	DALI	100-240V	50-60Hz			
15-7602	0-10V	100-240V	50-60Hz			
15-A029	Casambi	100-240V	50-60Hz			
15-A033	Light For Life	100-240V	50-60Hz			

\*Please contact our sales team for conditions and delivery times.

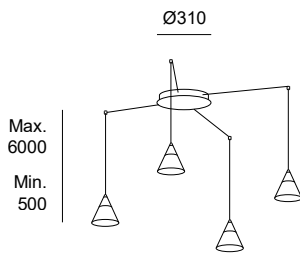
Consultez notre équipe commerciale pour connaître les conditions et les délais de livraison.





TECHNICAL INFORMATION  
INFORMATIONS TECHNIQUES

BODY MAT	DIF MAT		50000h	3	
ST,AL	PMMA		L80 B20	MacAdam	




LED						
K	CRI	W	W Total	Real Lm	Code	Finishing
2700	80	20	22.5	1072	15-7591 - 14 60 - DO DL	
2700	80	20	22.5	1072	15-7597 - 14 60 - DO DL	
2700	80	20	22.5	1072	15-7603 - 14 60 - DO DL	
2700	80	20	22.5	1072	15-A030 - 60 DL - DO	
2700	80	20	22.5	1072	15-A034 - 14 60 - DO DL	

Code	Control	Voltage	Frequency
15-7591	ON-OFF	100-240V	50-60Hz
15-7597	DALI	100-240V	50-60Hz
15-7603	0-10V	100-240V	50-60Hz
15-A030	Casambi	100-240V	50-60Hz
15-A034	Light For Life	100-240V	50-60Hz

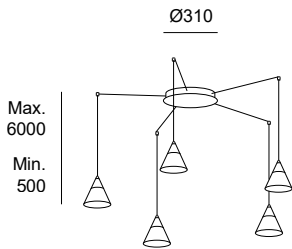
\*Please contact our sales team for conditions and delivery times.

Consultez notre équipe commerciale pour connaître les conditions et les délais de livraison.



TECHNICAL INFORMATION  
INFORMATIONS TECHNIQUES

BODY MAT	DIF MAT		50000h	3	
ST,AL	PMMA		L80 B20	MacAdam	




LED						
K	CRI	W	W Total	Real Lm	Code	Finishing
2700	80	25	26.9	1340	<b>14</b> 15-7592 - 60 - DO DL	*
2700	80	25	26.9	1340	<b>14</b> 15-7598 - 60 - DO DL	*
2700	80	25	26.9	1340	<b>14</b> 15-7604 - 60 - DO DL	*
2700	80	25	26.9	1340	<b>14</b> 15-A031 - 60 - DO DL	*
2700	80	25	26.9	1340	<b>14</b> 15-A035 - 60 - DO DL	*

Code	Control	Voltage	Frequency
15-7592	ON-OFF	100-240V	50-60Hz
15-7598	DALI	100-240V	50-60Hz
15-7604	0-10V	100-240V	50-60Hz
15-A031	Casambi	100-240V	50-60Hz
15-A035	Light For Life	100-240V	50-60Hz

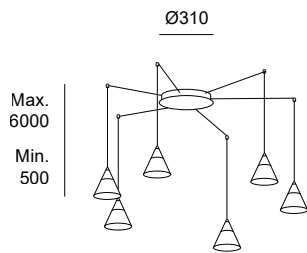
\*Please contact our sales team for conditions and delivery times.

Consultez notre équipe commerciale pour connaître les conditions et les délais de livraison.



TECHNICAL INFORMATION  
INFORMATIONS TECHNIQUES

BODY MAT	DIF MAT		50000h	3	
ST,AL	PMMA		L80 B20	MacAdam	



LED						
K	CRI	W	W Total	Real Lm	Code	Finishing
2700	80	30	31.4	1608	15-7593 - 14 60 - DO DL	
2700	80	30	31.4	1608	15-7599 - 14 60 - DO DL	
2700	80	30	31.4	1608	15-7605 - 14 60 - DO DL	
2700	80	30	31.4	1608	15-A032 - 14 60 - DO DL	
2700	80	30	31.4	1608	15-A036 - 14 60 - DO DL	

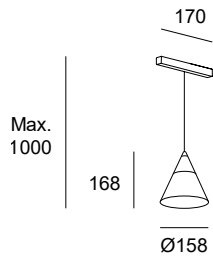
	<b>15-7593</b>	ON-OFF	100-240V	50-60Hz
	<b>15-7599</b>	DALI	100-240V	50-60Hz
	<b>15-7605</b>	0-10V	100-240V	50-60Hz
	<b>15-A032</b>	Casambi	100-240V	50-60Hz
	<b>15-A036</b>	Light For Life	100-240V	50-60Hz

\*Please contact our sales team for conditions and delivery times.

Consultez notre équipe commerciale pour connaître les conditions et les délais de livraison.

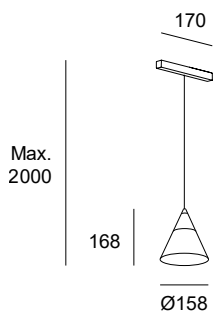


# Low Voltage



BODY MAT	DIF MAT		50000h	3
PMMA,AL	PMMA		L80 B20	MacAdam

LED						
K	CRI	W	W Total	Real Lm	Code	Finishing
2700	80	5	5	268	00-7592 - 05 - DO	
48 VDC						



BODY MAT	DIF MAT		50000h	3
PMMA,AL	PMMA		L80 B20	MacAdam

LED						
K	CRI	W	W Total	Real Lm	Code	Finishing
2700	80	5	5	268	00-7593 - 05 - DO	
48 VDC						

---

# Coco

NAHTRANG STUDIO, 2020



---

## SUBTLE WEIGHTLESSNESS

Coco, an organic piece with a light structure and warm glow, comes from a classic spherical lighting design gently moulded through gravity. Elegant, compositional and asymmetrical, Coco adapts to any space providing personality and a subtle sense of weightlessness.

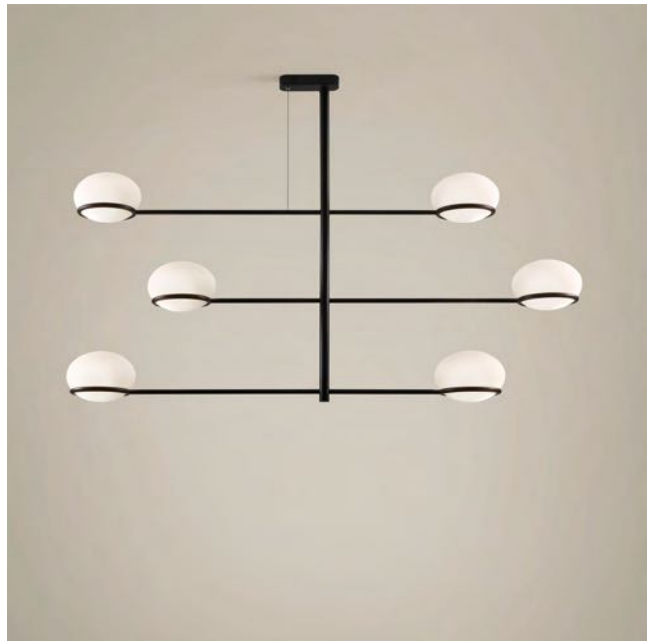
## SUBTILE SENSATION D'APESANTEUR

D'une sphère de lumière classique légèrement modelée par la gravité, naît Coco, un modèle organique à la structure lumineuse et à la lumière chaude. Élégant, facile à composer et asymétrique, Coco s'adapte à n'importe quel espace en apportant de la personnalité et une subtile sensation d'apesanteur.





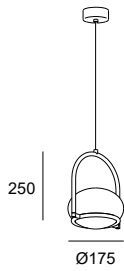
Two finishes in single format  
Deux finitions dans la version simple



Two positions in multiple format  
Deux positions dans la version multiple



TECHNICAL INFORMATION  
INFORMATIONS TECHNIQUES

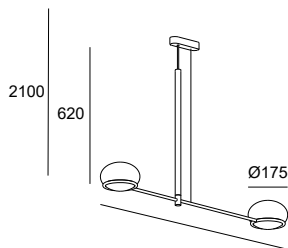


BODY MAT
ST,AL

DIF MAT
PC



E14		
<b>W Total</b>	<b>Code</b>	<b>Finishing</b>
max. 7	00-7984 - 05 - M1 ET	● ●

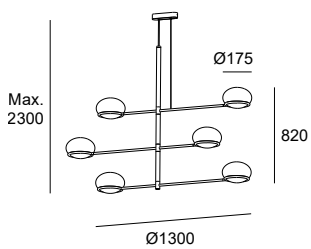


BODY MAT
ST,AL

DIF MAT
PC



E14		
<b>W Total</b>	<b>Code</b>	<b>Finishing</b>
max. 14	00-7985 - 05 - M1	●

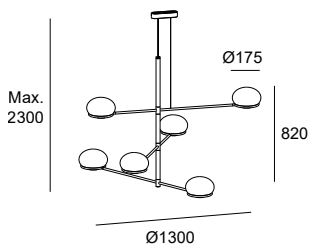


BODY MAT
ST,AL

DIF MAT
PC



E14		
<b>W Total</b>	<b>Code</b>	<b>Finishing</b>
max. 42	00-7986 - 05 - M1	●



# Caprice

CEILING LIGHT FAMILY P. 224  
FAMILLE PLAFONNIER P. 224



## LIGHTING DEMAND

Caprice offers a variety of advanced functions in a decorative product that adapts to environments with high light requirements.

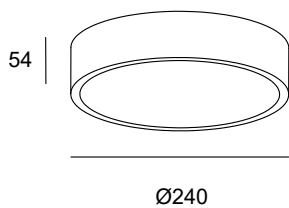
## EXIGENCE EN MATIÈRE D'ÉCLAIRAGE

Caprice offre un éventail de fonctions pointues dans un produit décoratif qui s'adapte aux décors exigeants en matière d'éclairage.

Features a built-in switch  
Muni d'un interrupteur intégré

## TECHNICAL INFORMATION INFORMATIONS TECHNIQUES

BODY MAT	DIF MAT		50000h	5	UGR	SWITCH CCT		
ST	ACR		L80 B20	MacAdam	<22	SW 2700-3000-4000	PHASE CUT	



LED							
K	CRI	W	W Total	Real Lm	Code	Finishing	
SW 2700-3000-4000	90	12.9	14.7	896	<b>15-6196 - 14</b> <b>60 - M1</b> <b>DL</b>		* *
SW 2700-3000-4000	90	12.9	14.7	896	<b>15-A037 - 14</b> <b>60 - M1</b> <b>DL</b>		* *
SW 2700-3000-4000	90	12.9	14.7	896	<b>15-A039 - 14</b> <b>60 - M1</b> <b>DL</b>		* *

	<b>15-6196</b>	PHASE CUT	220-240V	50-60Hz
	<b>15-A037</b>	Casambi	220-240V	50-60Hz
	<b>15-A039</b>	Light For Life	220-240V	50-60Hz

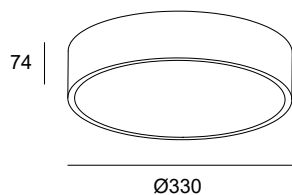
Common accs. not included  
Acc. Communs non inclus

White suspension kit  
Kit de suspension blanc

71-6196-14-14

TECHNICAL INFORMATION  
INFORMATIONS TECHNIQUES

BODY MAT	DIF MAT		50000h	5	UGR	SWITCH CCT		
ST	ACR		L80 B20	MacAdam	<19	SW 2700-3000-4000	PHASE CUT	

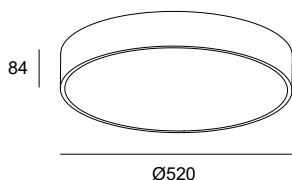


LED							
K	CRI	W	W Total	Real Lm	Code	Finishing	
SW 2700-3000-4000	90	18.2	20.3	1258	15-6197 - 14 60 - M1 DL		* *
SW 2700-3000-4000	90	18.2	20.3	1258	15-A038 - 14 60 - M1 DL		* *
SW 2700-3000-4000	90	18.2	20.3	1258	15-A040 - 14 60 - M1 DL		* *

	<b>15-6197</b>	PHASE CUT	220-240V	50-60Hz
	<b>15-A038</b>	Casambi	220-240V	50-60Hz
	<b>15-A040</b>	Light For Life	220-240V	50-60Hz

BODY MAT	DIF MAT		50000h	5	UGR	SWITCH CCT	
ST	ACR		L80 B20	MacAdam	<19	SW 2700-3000-4000	



LED							
K	CRI	W	W Total	Real Lm	Code	Finishing	
SW 2700-3000-4000	90	36	39.8	3072	15-6433 - 14 60 - M1 DL		* *
SW 2700-3000-4000	90	36	39.8	3072	15-A022 - 14 60 - M1 DL		* *
SW 2700-3000-4000	90	36	39.8	3072	15-A023 - 14 60 - M1 DL		* *

	<b>15-6433</b>	PHASE CUT	220-240V	50-60Hz
	<b>15-A022</b>	Light For Life	220-240V	50-60Hz
	<b>15-A023</b>	Casambi	220-240V	50-60Hz

\*Please contact our sales team for conditions and delivery times.

Consultez notre équipe commerciale pour connaître les conditions et les délais de livraison.

Common accs. not included  
Acc. Communs non inclus

White suspension kit  
Kit de suspension blanc

71-6196-14-14

# Nimes

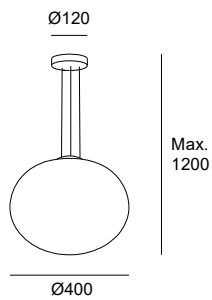




Rounded elegance  
Élégance tout en rondeur

TECHNICAL INFORMATION  
INFORMATIONS TECHNIQUES

BODY MAT	DIF MAT		
ST	GLA		



E27 Max. L 230 - Ø 90		
<b>W Total</b> max. 100	<b>Code</b> 00-1640 - 81 - F9	<b>Finishing</b> 

<b>Smart Compatible accs. / Acc. Smart Compatible</b>	
71-8219-00-00	E27 RGBW Light For Life WIFI
71-A697-00-00	E27 TW Casambi

# Stylus

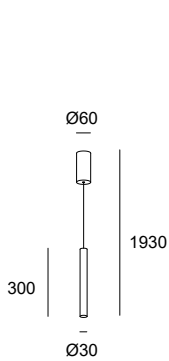
CEILING LIGHT FAMILY P. 238, WALL FIXTURES P. 314  
FAMILLE PLAFONNIER P. 238, APPLIQUES P. 314



SUBTLETY AND HARMONY  
SUBTILITÉ ET HARMONIE

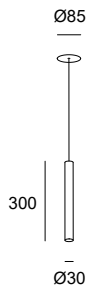


TECHNICAL INFORMATION  
INFORMATIONS TECHNIQUES



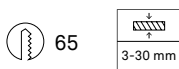
BODY MAT	DIF MAT		50000h	3	
AL	PC		L80 B20	MacAdam	ON-OFF

LED						
K	CRI	W	W Total	Real Lm	Code	Finishing
3000	90	7.7	9.7	412	00-5478 - 05 - 05 14 - 14	● ○
100-240V		50-60Hz				

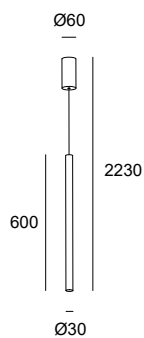


BODY MAT	DIF MAT		50000h	3	
AL	PC		L80 B20	MacAdam	ON-OFF

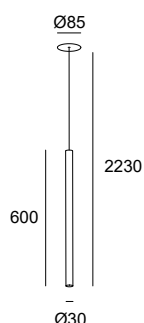
LED						
K	CRI	W	W Total	Real Lm	Code	Finishing
3000	90	7.7	9.7	412	00-5981 - 05 - 05 14 - 14	● ○
100-240V		50-60Hz				



BODY MAT	DIF MAT		50000h	3	
AL	PC		L80 B20	MacAdam	ON-OFF

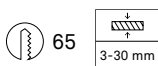


LED						
K	CRI	W	W Total	Real Lm	Code	Finishing
3000	90	7.7	9.7	412	00-5479 - 05 - 05 14 - 14 DN - DN	● ○ ●
100-240V		50-60Hz				



BODY MAT	DIF MAT		50000h	3	
AL	PC		L80 B20	MacAdam	ON-OFF

LED						
K	CRI	W	W Total	Real Lm	Code	Finishing
3000	90	7.7	9.7	412	00-5982 - 05 - 05 14 - 14 DN - DN	● ○ ●
100-240V		50-60Hz				





# Bravo

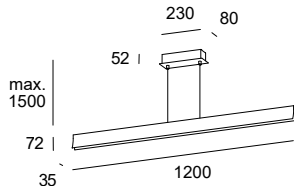
MANEL LLUSCÀ, 2015











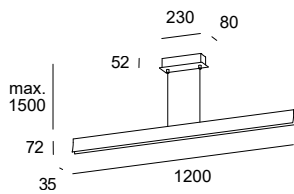
TECHNICAL INFORMATION  
INFORMATIONS TECHNIQUES




BODY MAT	DIF MAT		50000h	3	UGR	
AL	ACR		L80 B20	MacAdam	<10	ON-OFF



LED						
K	CRI	W	W Total	Real Lm	Code	Finishing
3000	80	37	40.7	3075	00-4925 - 34 F5 - M1	 
 100-240V		50-60Hz				

BODY MAT	DIF MAT		50000h	3	UGR		
AL	ACR		L80 B20	MacAdam	<19	PHASE CUT	



LED						
K	CRI	W	W Total	Real Lm	Code	Finishing
3000	80	37	42.2	3075	00-4926 - F5 34 - M1	 
 220-240V		50-60Hz				

<b>Smart Compatible accs. / Acc. Smart Compatible</b>
<b>71-5959-00-00 Dimmer Phase Cut Casambi</b>

# Net

JOSEP PATSÍ, 2014



## PURITY

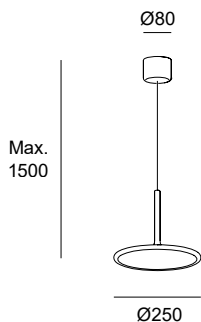
Its flat, slimline design with very clean forms allows it to be used in various formats and applications within any space. Discreet, but at the same time versatile, this piece is available in a circular or oval shape.

## PURETÉ

Son design plat, fin et aux formes très épurées lui permet d'adopter différents formats et applications dans l'espace. À la fois discret et polyvalent, ce modèle est disponible en forme de circonférence ou d'ovale.

## TECHNICAL INFORMATION INFORMATIONS TECHNIQUES

BODY MAT	DIF MAT		50000h	5
AL	PBT		L80 B20	MacAdam



LED						
K	CRI	W	W Total	Real Lm	Code	Finishing
3000	80	14.2	16.3	878	00-3685 - BW - M1	○
100-240V		50-60Hz				

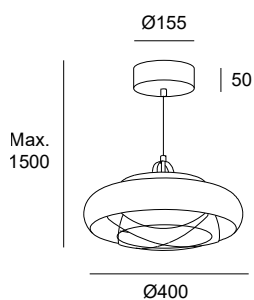
# Sugar

NAHTRANG STUDIO, 2018



DURABLE WARMTH  
CHALEUR ET ROBUSTESSE

## TECHNICAL INFORMATION INFORMATIONS TECHNIQUES



BODY MAT	DIF MAT		50000h	2	
AL	ACR		L80 B20	MacAdam	

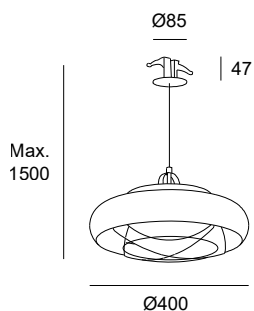
LED						
K	CRI	W	W Total	Real Lm	Code	Finishing
2700	80	26.6	28.5	1575	00-5297 - 14 - Z5 - 23	
2700	80	26.6	28.5	1575	00-5580 - 14 - Z5 - 23	



**00-5297** ON-OFF 100-240V 50-60Hz



**00-5580** PHASE CUT 220-240V 50-60Hz



BODY MAT	DIF MAT		50000h	2	
AL	ACR		L80 B20	MacAdam	

LED						
K	CRI	W	W Total	Real Lm	Code	Finishing
2700	80	26.6	28.5	1575	00-5984 - 14 - Z5 - 23	
2700	80	26.6	28.5	1575	00-5998 - 14 - Z5 - 23	



**00-5984** ON-OFF 100-240V 50-60Hz



**00-5998** PHASE CUT 220-240V 50-60Hz

Smart Compatible accs.  
Acc. Smart Compatible

Dimmer Phase Cut Casambi

71-8219-00-00

---

# Cherry

GEMMA BERNAL, 2017

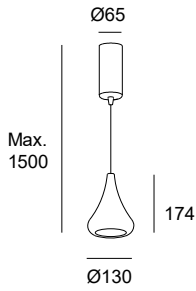
---

















TIMELESS STYLISTIC RICHNESS  
RICHESSSE DE STYLE INTEMPORELLE



TECHNICAL INFORMATION  
INFORMATIONS TECHNIQUES


BODY MAT	DIF MAT		50000h	2
ST	PMMA		L80 B20	MacAdam

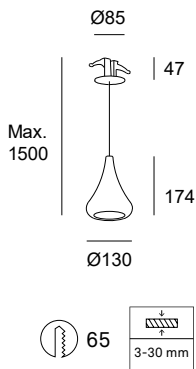


















LED						
K	CRI	W	W Total	Real Lm	Code	Finishing
2700	80	8.6	10.2	859	00-5574 -	F5 - F5 
						14 - 14 
						34 - 34 
						60 - 60 
2700	80	8.6	10.2	859	00-5575 -	F5 - F5 
						14 - 14 
						34 - 34 
						60 - 60 
3000	80	8.6	10.2	859	00-5346 -	F5 - F5 
						14 - 14 
						34 - 34 
						60 - 60 
3000	80	8.6	10.2	859	00-5347 -	F5 - F5 
						14 - 14 
						34 - 34 
						60 - 60 



<b>00-5574</b>	ON-OFF	100-240V	50-60Hz
<b>00-5575</b>	PHASE CUT	220-240V	50-60Hz
<b>00-5346</b>	ON-OFF	100-240V	50-60Hz
<b>00-5347</b>	PHASE CUT	220-240V	50-60Hz

BODY MAT	DIF MAT		50000h	2
ST	PMMA		L80 B20	MacAdam




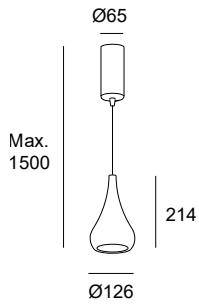
LED						
K	CRI	W	W Total	Real Lm	Code	Finishing
2700	80	8.6	10.2	859	00-5989 -	F5 - 15 
						14 - 14 
						34 - 34 
						60 - 60 
2700	80	8.6	10.2	859	00-5990 -	F5 - F5 
						14 - 14 
						34 - 34 
						60 - 60 
3000	80	8.6	10.2	859	00-5977 -	F5 - F5 
						14 - 14 
						34 - 34 
						60 - 60 
3000	80	8.6	10.2	859	00-5995 -	F5 - F5 
						14 - 14 
						34 - 34 
						60 - 60 



















<b>00-5989</b>	ON-OFF	100-240V	50-60Hz
<b>00-5990</b>	PHASE CUT	220-240V	50-60Hz
<b>00-5977</b>	ON-OFF	100-240V	50-60Hz
<b>00-5995</b>	PHASE CUT	220-240V	50-60Hz


TECHNICAL INFORMATION  
INFORMATIONS TECHNIQUES


BODY MAT	DIF MAT		50000h	2
ST	PMMA		L80 B20	MacAdam

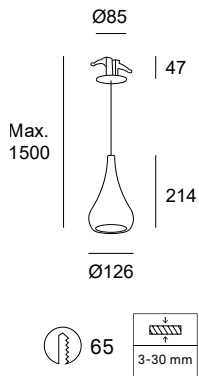


















LED							
K	CRI	W	W Total	Real Lm	Code	Finishing	
2700	80	8.6	10.2	859	00-5576 -	14 - 14	
						34 - 34	
						60 - 60	
						F5 - F5	
2700	80	8.6	10.2	859	00-5577 -	14 - 14	
						34 - 34	
						60 - 60	
						F5 - F5	
3000	80	8.6	10.2	859	00-5348 -	14 - 14	
						34 - 34	
						60 - 60	
						F5 - F5	
3000	80	8.6	10.2	859	00-5349 -	14 - 14	
						34 - 34	
						60 - 60	
						F5 - F5	


	<b>00-5348</b>	ON-OFF	100-240V	50-60Hz	<b>00-5576</b>	ON-OFF	100-240V	50-60Hz
	<b>00-5349</b>	PHASE CUT	220-240V	50-60Hz	<b>00-5577</b>	PHASE CUT	220-240V	50-60Hz

BODY MAT	DIF MAT		50000h	2
ST	PMMA		L80 B20	MacAdam



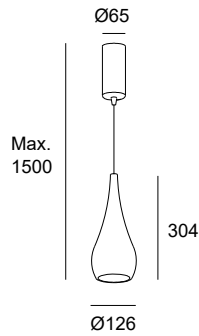
LED							
K	CRI	W	W Total	Real Lm	Code	Finishing	
2700	80	8.6	10.2	859	00-5991 -	14 - 14	
						34 - 34	
						60 - 60	
						F5 - F5	
2700	80	8.6	10.2	859	00-5992 -	14 - 14	
						34 - 34	
						60 - 60	
						F5 - F5	
3000	80	8.6	10.2	859	00-5978 -	14 - 14	
						34 - 34	
						60 - 60	
						F5 - F5	
3000	80	8.6	10.2	859	00-5996 -	14 - 14	
						34 - 34	
						60 - 60	
						F5 - F5	

	<b>00-5978</b>	ON-OFF	100-240V	50-60Hz	<b>00-5992</b>	PHASE CUT	220-240V	50-60Hz
	<b>00-5991</b>	ON-OFF	100-240V	50-60Hz	<b>00-5996</b>	PHASE CUT	220-240V	50-60Hz

TECHNICAL INFORMATION  
INFORMATIONS TECHNIQUES

BODY MAT	DIF MAT		50000h	2
ST	PMMA		L80 B20	MacAdam

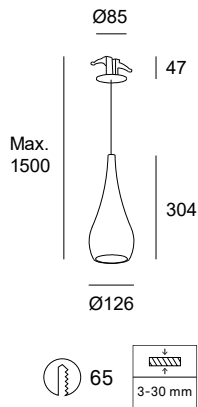


LED							
K	CRI	W	W Total	Real Lm	Code	Finishing	
2700	80	8.6	10.2	859	00-5578	14 - 14	
						34 - 34	
						60 - 60	
						F5 - F5	
2700	80	8.6	10.2	859	00-5579	14 - 14	
						34 - 34	
						60 - 60	
						F5 - F5	
3000	80	8.6	10.2	859	00-5350	14 - 14	
						34 - 34	
						60 - 60	
						F5 - F5	
3000	80	8.6	10.2	859	00-5351	14 - 14	
						34 - 34	
						60 - 60	
						F5 - F5	

	00-5978	ON-OFF	100-240V	50-60Hz	00-5992	PHASE CUT	220-240V	50-60Hz
	00-5991	ON-OFF	100-240V	50-60Hz	00-5996	PHASE CUT	220-240V	50-60Hz

BODY MAT	DIF MAT		50000h	2
ST	PMMA		L80 B20	MacAdam



LED							
K	CRI	W	W Total	Real Lm	Code	Finishing	
2700	80	8.6	10.2	859	00-5993	14 - 14	
						34 - 34	
						60 - 60	
						F5 - F5	
2700	80	8.6	10.2	859	00-5994	14 - 14	
						34 - 34	
						60 - 60	
						F5 - F5	
3000	80	8.6	10.2	859	00-5979	14 - 14	
						34 - 34	
						60 - 60	
						F5 - F5	
3000	80	8.6	10.2	859	00-5997	14 - 14	
						34 - 34	
						60 - 60	
						F5 - F5	

	00-5978	ON-OFF	100-240V	50-60Hz	00-5992	PHASE CUT	220-240V	50-60Hz
	00-5991	ON-OFF	100-240V	50-60Hz	00-5996	PHASE CUT	220-240V	50-60Hz

\*Please contact our sales team for conditions and delivery times.

Consultez notre équipe commerciale pour connaître les conditions et les délais de livraison.

---

# Bol

CEILING LIGHT FAMILY P. 227  
FAMILLE PLAFONNIER P. 227

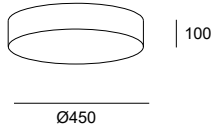
---

ELEGANCE AND TECHNICALITY  
ÉLÉGANCE ET TECHNICITÉ



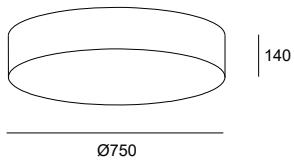


TECHNICAL INFORMATION  
INFORMATIONS TECHNIQUES



BODY MAT	DIF MAT		50000h	3	UGR	
ST	ACR,TEX		L80 B20	MacAdam	<22	

LED						
K	CRI	W	W Total	Real Lm	Code	Finishing
3000	80	19	23	1064	15-4922 - BY - M1	
100-240V		50-60Hz				



BODY MAT	DIF MAT		50000h	3	UGR	
ST	ACR,TEX		L80 B20	MacAdam	<22	

LED						
K	CRI	W	W Total	Real Lm	Code	Finishing
3000	80	29	33	1646	15-4924 - BY - M1	
100-240V		50-60Hz				

Common accs. not included  
Acc. Communs non inclus

Suspension kit  
Kit de suspension

71-4695-81-81

---

# Vintage Led

MANEL LLUSCÀ & CARLOS SANTOLARIA, 2015

WALL LIGHT FAMILY P. 290  
FAMILLE APPLIQUE P. 290





CU-CU



20-20



CI-CI



14-14\*



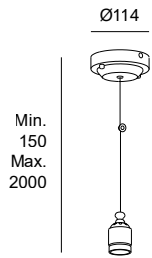
60-60\*



DL-DL\*

## TECHNICAL INFORMATION

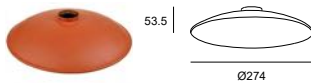
### INFORMATIONS TECHNIQUES



BODY MAT	DIF MAT		50000h	2
ST,AL	PMMA		L80 B20	MacAdam

LED						
K	CRI	W	W Total	Real Lm	Code	Finishing
3000	80	8.4	9.7	743	71-4820 - 50 - 50	
		100-240V 50-60Hz				

#### Accessories not included / Accessoires non inclus



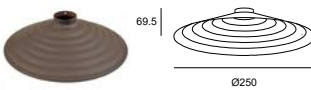
Code	Finishing
CU - CU	
14 - 14	
60 - 60	
DL - DL	

71-4821 -



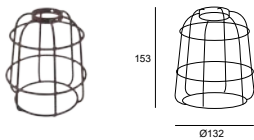
Code	Finishing
20 - 20	
CI - CI	
14 - 14	
60 - 60	
DL - DL	

71-4824 -



Code	Finishing
CI - CI	
14 - 14	
60 - 60	
DL - DL	

71-4940 -



Steel grid shade  
Abat-jour grillagé en acier

Code	Finishing
CI - CI	
14 - 14	
60 - 60	
DL - DL	

71-4825 -



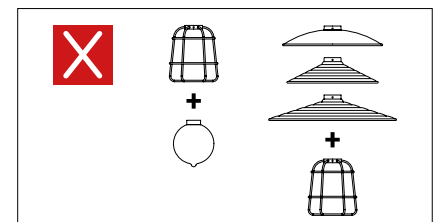
Conical glass diffuser  
Diffuseur en verre conique

71-4818-F1-F1



Spherical glass diffuser  
Diffuseur en verre sphérique

71-4817-F1-F1



\*Please contact our sales team for conditions and delivery times.  
Consultez notre équipe commerciale pour connaître les conditions et les délais de livraison.

---

# Vintage



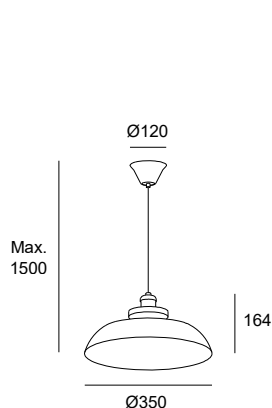
A TIMELESS CLASSIC

Static and decisive, Vintage is a timeless classic that has its own personality, which is capable of taking ownership of the spaces it inhabits with exquisite style.

UN CLASSIQUE INTEMPOREL

Statique et résolutif, Vintage est un classique intemporel empreint de personnalité qui investit les espaces qu'il occupe avec un goût exquis.

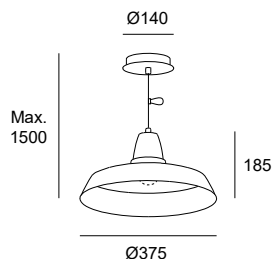
TECHNICAL INFORMATION  
INFORMATIONS TECHNIQUES



BODY MAT		
ST		

E27		
<b>W Total</b> max. 100	<b>Code</b> 00-4851 - E4 - 19	<b>Finishing</b> 

<b>Not included / Non inclus</b>		
Ceiling rose for recessing Patère d'encastrement		71-4851-14-14



BODY MAT		
ST		

E27		
<b>W Total</b> max. 100	<b>Code</b> 00-1799 - S4 - CG	<b>Finishing</b> 

<b>Not included / Non inclus</b>		
Ceiling rose for recessing Patère d'encastrement		71-1799-14-14


Smart Compatible accs.  
Acc. Smart Compatible

E27 RGBW Light For Life WIFI  
E27 TW Casambi

71-8219-00-00  
71-A697-00-00

---

# Punto



---

GREAT PERSONALITY IN A SMALL LIGHT POINT

Punto is a collection of pendant lights that concentrate great personality in a small light point. The single version integrates discreetly and smoothly within the space; in contrast, the multiple option can have a much more complex make-up, inviting you to experiment with asymmetry and chaos; all while maintaining its high aesthetic value.

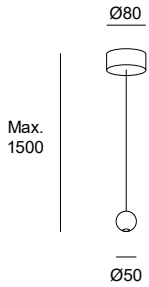
FORTE PERSONNALITÉ EN UN POINT LUMINEUX MINIMAL

Punto est une collection de suspensions qui concentre une forte personnalité en un point lumineux minimaliste. La version simple se fond dans le décor discrètement et en douceur. La version multiple propose quant à elle un luminaire beaucoup plus complexe qui invite à jouer sur l'asymétrie et le chaos, tout en conservant sa forte valeur esthétique.



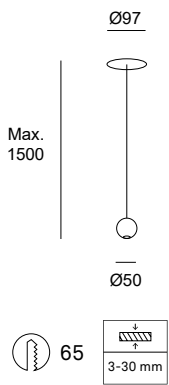
TECHNICAL INFORMATION  
INFORMATIONS TECHNIQUES

BODY MAT		50000h	3	UGR	
AL		L80 B20	MacAdam	<13	ON-OFF



LED							
K	CRI	W	W Total	Real Lm	Code	Finishing	
3000	90	5	6.5	329	00-7898 -	05 - 05 14 - 14	● ○
100-277V		50-60Hz					

BODY MAT		50000h	3	UGR	
AL		L80 B20	MacAdam	<13	(SC)

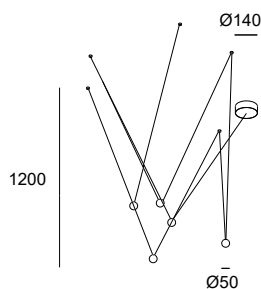


LED							
K	CRI	W	W Total	Real Lm	Code	Finishing	
3000	90	5	6.5	329	00-7899 -	05 - 05 14 - 14	● ○
3000	90	5	6.5	329	00-7900 -	05 - 05 14 - 14	● ○
3000	90	5	6.5	329	00-7901 -	05 - 05 14 - 14	● ○
00-7899		ON-OFF	100-277V	50-60Hz			
00-7900		PHASE CUT	220-240V	50-60Hz			
00-7901		DALI	220-240V	50-60Hz			

Smart Compatible accs. / Acc. Smart Compatible	
71-5961-00-00	Dimmer DALI Casambi
71-5961-00-00	Dimmer Phase Cut Casambi

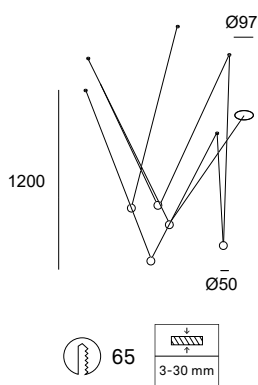


TECHNICAL INFORMATION  
INFORMATIONS TECHNIQUES



BODY MAT		50000h	3	UGR	
AL		L80 B20	MacAdam	<10	ON-OFF

LED							
K	CRI	W	W Total	Real Lm	Code	Finishing	
3000	90	18.5	24.3	625	00-7902 -	05 - 05 14 - 14	 
100-240V		50-60Hz					



BODY MAT	50000h	3	UGR	
AL	L80 B20	MacAdam	<13	

LED							
K	CRI	W	W Total	Real Lm	Code	Finishing	
3000	90	25	29	1645	00-7903 -	05 - 05 14 - 14	 
3000	90	25	29	1645	00-7904 -	05 - 05 14 - 14	 
3000	90	25	29	1645	00-7905 -	05 - 05 14 - 14	 
<b>00-7903</b>	ON-OFF	120-277V	50-60Hz				
<b>00-7904</b>	0-10V	100-240V	50-60Hz				
<b>00-7905</b>	DALI	100-240V	50-60Hz				

<b>Smart Compatible accs. / Acc. Smart Compatible</b>
<b>71-5961-00-00</b> Dimmer DALI Casambi

**Common accs. included**  
Acc. communs inclus

Ceiling hook to move light point  
Crochet de plafond pour déporter la suspension

Cable shortening clip  
Crochet raccourcisseur de câble

# Mist

NAHTRANG STUDIO, 2021

BATHROOM FAMILY P. 436  
FAMILLE SALLE DE BAINS P. 436

SIMPLICITY AND SUCCESS  
SIMPLICITÉ ET RÉUSSITE



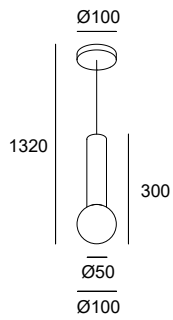


TECHNICAL INFORMATION  
INFORMATIONS TECHNIQUES

Watch Video  
Voir la vidéo



BODY MAT	DIF MAT		IP
ST	GLA		44



E14 Max L97 / Ø 35			
<b>W</b>	<b>Code</b>	<b>Finishing</b>	
max. 7	00-8337 - 05 21 - F9		

---

# Pipe

CEILING LIGHT FAMILY P. 239, WALL FIXTURES P. 315  
FAMILLE PLAFONNIER P. 239, APPLIQUES P. 315



---

FUNCTIONALITY

Pipe is synonymous with practicality and integration. Its functional design allows for a certain degree of customisation so its installation is always a success.

FONCTIONNALITÉ

Pipe est synonyme de commodité et d'intégration. Un design fonctionnel qui permet une certaine personnalisation pour que votre installation soit toujours réussie.



05-23



14-05



DL-DL\*



05-05



14-14



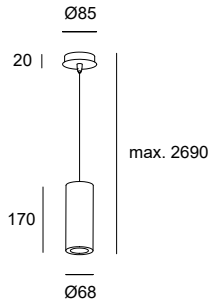
DL-DL\*

Standard combinations  
Standard combinations

Possibility of other combinations by rings  
not included.

Possibilité d'autres combinaisons par  
anneaux non inclus.

## TECHNICAL INFORMATION INFORMATIONS TECHNIQUES

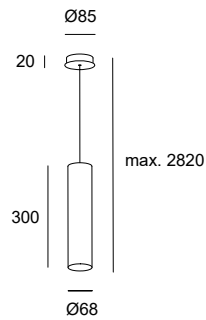


BODY MAT
ST,AL



GU10			
W	Code	Finishing	
max. 50	05 - 23		
	00-0073 - 14 - 05		
	DL - DL		

Not included / Non inclus	
Black ring Anneau noir	71-0073-05-05
White ring Anneau blanc	71-0073-14-14
Gold ring Anneau doré	71-0073-DL-DL*
White Connector to connect track pendant lights Connecteur blanc de raccordement de suspensions sur rail	71-2232-14-14
Black Connector to connect track pendant lights Connecteur noir de raccordement de suspensions sur rail	71-2232-60-60
Ceiling rose for recessing Patère d'encastrement	71-5967-14-14



BODY MAT
ST,AL



GU10			
W	Code	Finishing	
max. 50	05 - 23		
	00-5456 - 14 - 05		
	DL - DL		

Not included / Non inclus	
Black ring Anneau noir	71-0073-05-05
White ring Anneau blanc	71-0073-14-14
Gold ring Anneau doré	71-0073-DL-DL*
White Connector to connect track pendant lights Connecteur blanc de raccordement de suspensions sur rail	71-2232-14-14
Black Connector to connect track pendant lights Connecteur noir de raccordement de suspensions sur rail	71-2232-60-60
Ceiling rose for recessing Patère d'encastrement	71-5967-14-14

Smart Compatible accs.  
Acc. Smart Compatible

GU10 TW Light For Life WIFI

71-8220-00-00

\*Please contact our sales team for conditions and delivery times.

Consultez notre équipe commerciale pour connaître les conditions et les délais de livraison.

---

# Eclipse



---

## THE NOBILITY OF CEMENT


Eclipse has a robust casing made in cement that contrasts with the warmth of its light effect. The simplicity of its cylindrical form balances the piece's assembly with a really special character.

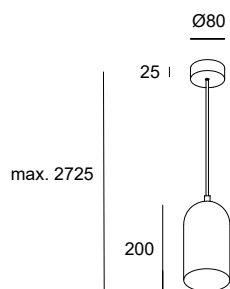
## LA NOBLESSE DU CIMENT


Eclipse affiche un corps robuste en ciment qui contraste avec la chaleur de son effet de lumière. La simplicité de sa forme cylindrique équilibre l'ensemble de ce modèle au caractère bien trempé.



TECHNICAL INFORMATION  
INFORMATIONS TECHNIQUES

BODY MAT		(SC)
ST,CON		



E27			
	<b>W</b> max. 20	<b>Code</b> 00-5678 - 05 - DC	<b>Finishing</b> 

<b>Smart Compatible accs. / Acc. Smart Compatible</b>	
71-8219-00-00	E27 RGBW Light For Life WIFI
71-A697-00-00	E27 TW Casambi

---

# Napa

NAHTRANG STUDIO, 2020



---

VERSATILE DESIGN

Napa is a timeless, neutral piece with smooth lines. The light point hinted at its top corner grants it particular elegance. Alone or in combination with other elements, Napa provides practical, functional lighting capable of harmonising any space.

DESIGN POLYVALENT

Napa est un modèle intemporel et neutre qui arbore des lignes douces. Le point lumineux que l'on devine dans sa partie supérieure lui confère une élégance particulière. Seul ou en composition, Napa assure un éclairage pratique et fonctionnel capable d'harmoniser n'importe quel espace.







Option of gold, black or grey button  
Possibilité de bouton doré, noir ou gris



05-05



05-DN



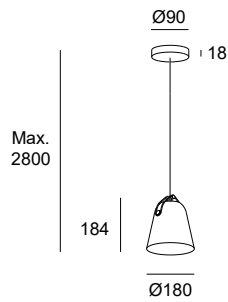
DN-DN



EM-EM

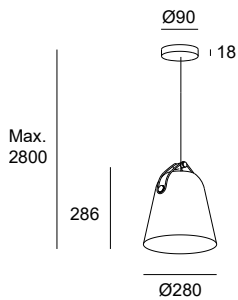
TECHNICAL INFORMATION  
INFORMATIONS TECHNIQUES

BODY MAT		(SC)
ST		



E27		Code	Finishing
<b>W Total</b>		05 - 05	
max. 23		05 - DN	
		DN - DN	
		EM - EM	

BODY MAT		(SC)
ST		



E27		Code	Finishing
<b>W Total</b>		05 - 05	
max. 23		05 - DN	
		DN - DN	
		EM - EM	

Smart Compatible accs.  
Acc. Smart Compatible

E27 RGBW Light For Life WIFI  
E27 TW Casambi

71-8219-00-00  
71-A697-00-00

---

# Contrast

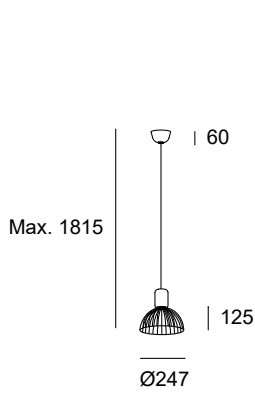
NAHTRANG STUDIO, 2018

WALL LIGHT FAMILY P. 288  
FAMILLE APPLIQUE P. 288

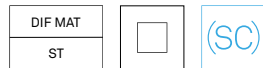
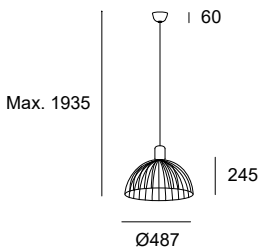




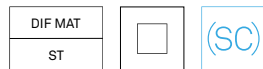
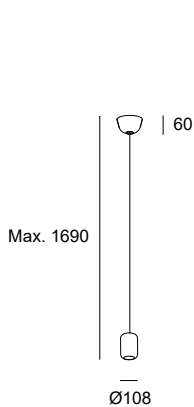
TECHNICAL INFORMATION  
INFORMATIONS TECHNIQUES



E27		
W	Code	Finishing
max. 60	93 - 05	
	93 - 14	
	93 - F5	
	00-6415 - DC - 05	
	DC - 14	
	DC - F5	



E27		
W	Code	Finishing
max. 60	93 - 05	
	93 - 14	
	93 - F5	
	00-6414 - DC - 05	
	DC - 14	
	DC - F5	



E27		
W	Code	Finishing
max. 60	00-7365 - 93 - 05	
	DC - 05	

Smart Compatible accs.  
Acc. Smart Compatible

E27 RGBW Light For Life WIFI  
E27 TW Casambi

71-8219-00-00  
71-A697-00-00

\*Please contact our sales team for conditions and delivery times.

Consultez notre équipe commerciale pour connaître les conditions et les délais de livraison.

---

# Caribe

ALEX & MANEL LLUSCÀ, 2020

---

## ARTISANAL INSPIRATION

Drawing from artisanal influences, this pendant light with simple, geometric shapes provides naturalness in spaces where simplicity and purity are the architectural foundations.

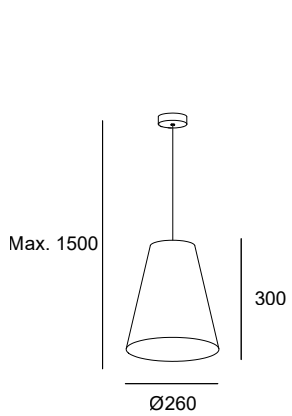
## INSPIRATION ARTISANALE

D'ispirazione artigianale, questa sospensione aux formes simples et géométriques apporte une touche de naturel aux espaces qui mettent l'accent sur la simplicité et la pureté de l'architecture.



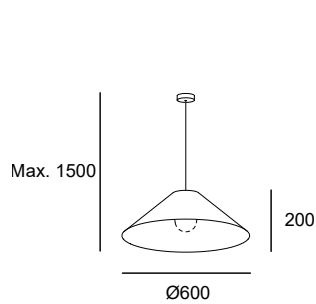


TECHNICAL INFORMATION  
INFORMATIONS TECHNIQUES



BODY MAT	DIF MAT		(SC)
ST,RATAN	RATAN		

E27		
<b>W</b>	<b>Code</b>	<b>Finishing</b>
max. 40	00-8109 - 05 - ES	



BODY MAT	DIF MAT		(SC)
ST,RATAN	RATAN		

E27		
<b>W</b>	<b>Code</b>	<b>Finishing</b>
max. 40	00-8110 - 05 - ES	

Smart Compatible accs.  
Acc. Smart Compatible

E27 TW Casambi

71-A697-00-00

---

# Ceiling fixtures

# Plafonniers

---

BOL P. 227 CAPRICE P. 224 MISO P. 228

E

---

VETRO P. 226

CEILING LIGHTS WITH SPOTLIGHT  
PLAFONNIERS-PROJECTEURS

---

PIPE P. 239 PROLIX P. 232 SIMPLY P. 236

E

N

E

---

STYLUS P. 238

E





# Caprice

PENDANTS FAMILY P. 184  
FAMILLE SUSPENSIONS P. 184



## LIGHTING DEMAND

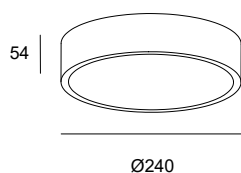
Caprice offers a variety of advanced functions in a decorative product that adapts to environments with high light requirements.

## EXIGENCE EN MATIÈRE D'ÉCLAIRAGE

Caprice offre un éventail de fonctions pointues dans un produit décoratif qui s'adapte aux décors exigeants en matière d'éclairage.

## TECHNICAL INFORMATION INFORMATIONS TECHNIQUES

BODY MAT	DIF MAT		50000h	5	UGR	SWITCH CCT	
ST	ACR		L80 B20	MacAdam	<22	SW 2700-3000-4000	



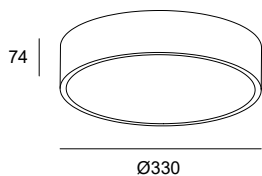
LED						
K	CRI	W	W Total	Real Lm	Code	Finishing
SW 2700-3000-4000	90	12.9	14.7	896	<b>15-6196</b> - 14 60 - M1 DL	* * *
SW 2700-3000-4000	90	12.9	14.7	896	<b>15-A037</b> - 14 60 - M1 DL	* * *
SW 2700-3000-4000	90	12.9	14.7	896	<b>15-A039</b> - 14 60 - M1 DL	* * *














  

	<b>15-6196</b>	PHASE CUT	220-240V	50-60Hz
	<b>15-A037</b>	CASAMBI	220-240V	50-60Hz
	<b>15-A039</b>	LIGHT FOR LIFE	220-240V	50-60Hz

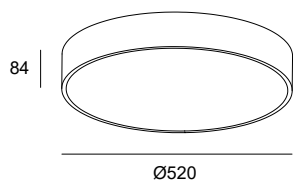
TECHNICAL INFORMATION  
INFORMATIONS TECHNIQUES














BODY MAT	DIF MAT		50000h	5	UGR	SWITCH CCT	
ST	ACR		L80 B20	MacAdam	<19	SW 2700-3000-4000	



LED							
K	CRI	W	W Total	Real Lm	Code	Finishing	
SW 2700-3000-4000	90	18.2	20.3	1258	14 15-6197 - 60 - M1 DL	  *  *	
SW 2700-3000-4000	90	18.2	20.3	1258	14 15-A038 - 60 - M1 DL	  *  *	
SW 2700-3000-4000	90	18.2	20.3	1258	14 15-A040 - 60 - M1 DL	  *  *	
							
	<b>15-6197</b>	PHASE CUT	220-240V	50-60Hz			
	<b>15-A038</b>	CASAMBI	220-240V	50-60Hz			
	<b>15-A040</b>	LIGHT FOR LIFE	220-240V	50-60Hz			

BODY MAT	DIF MAT		50000h	5	UGR	SWITCH CCT	
ST	ACR		L80 B20	MacAdam	<19	SW 2700-3000-4000	



LED							
K	CRI	W	W Total	Real Lm	Code	Finishing	
SW 2700-3000-4000	90	36	39.8	3072	14 15-6433 - 60 - M1 DL	  *  *	
SW 2700-3000-4000	90	36	39.8	3072	14 15-A022 - 60 - M1 DL	  *  *	
SW 2700-3000-4000	90	36	39.8	3072	14 15-A023 - 60 - M1 DL	  *  *	
							
	<b>15-6433</b>	PHASE CUT	220-240V	50-60Hz			
	<b>15-A022</b>	LIGHT FOR LIFE	220-240V	50-60Hz			
	<b>15-A023</b>	CASAMBI	220-240V	50-60Hz			

\*Please contact our sales team for conditions and delivery times.

Consultez notre équipe commerciale pour connaître les conditions et les délais de livraison.

# Vetro

FRANCESC VILARÓ, 2019

WALL LIGHTS FAMILY P. 282, BATH P. 438  
FAMILLE APPLIQUES P. 282, SALLE DE BAINS P. 438

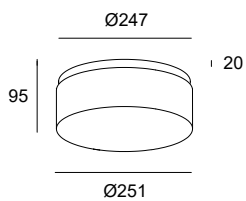


A classic with special double-thickness pressed glass

Un classique en verre pressé spécial à double épaisseur

## TECHNICAL INFORMATION INFORMATIONS TECHNIQUES

BODY MAT	DIF MAT		50000h	3	IP
ST	GLA		L80 B20	MacAdam	44



LED						
K	CRI	W	W Total	Real Lm	Code	Finishing
3000	80	19,4	22,4	1250	05-7387 - 14 - G5	○
220-240V		50-60Hz				

# Bol

PENDANTS FAMILY P. 198  
FAMILLE SUSPENSIONS P. 198



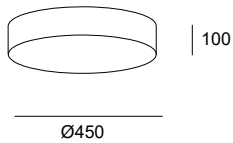
## ELEGANCE AND TECHNICALITY

The fabric finish of the diffuser gives the piece an elegant touch

## ÉLÉGANCE ET TECHNICITÉ

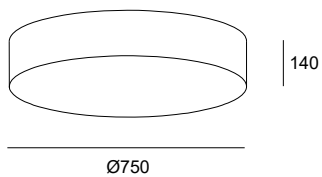
La finition textile du diffuseur confère une touche d'élégance finale au modèle

## TECHNICAL INFORMATION INFORMATIONS TECHNIQUES



BODY MAT	DIF MAT		50000h	3
ST	ACR,TEX		L80 B20	MacAdam

LED						
K	CRI	W	W Total	Real Lm	Code	Finishing
3000	80	19	23	1064	15-4922 - BY - M1	
		100-240V 50-60Hz				



BODY MAT	DIF MAT		50000h	3
ST	ACR,TEX		L80 B20	MacAdam

LED						
K	CRI	W	W Total	Real Lm	Code	Finishing
3000	80	29	33	1646	15-4924 - BY - M1	
		100-240V 50-60Hz				

Common accs. not included  
Acc. Communs non inclus

Suspension kit  
Kit de suspension

71-4695-81-81

---

# Miso

ÀLEX & MANEL LLUSCÀ, 2021



---

VERSATILE ESSENTIALITY

With smooth, discreet lines, Miso is an essential ceiling light that adapts to any space. Available in two sizes, it offers vast flexibility in finishes through the ability to play with the colour combinations of the base and interior.

ESSENTIALITÉ POLYVALENTE

Arborant des lignes douces et discrètes, Miso est un plafonnier essentiel qui s'adapte à tous les espaces. Disponible en deux tailles, il offre beaucoup de flexibilité en matière de finitions grâce à la combinaison de couleurs de son socle et de l'intérieur.





15-8331-14-14



15-8331-EM-14



15-8331-05-14



15-8331-DL-14



15-8331-14-DL



15-8331-DL-DL



15-8331-05-DL



15-8330-05-DL

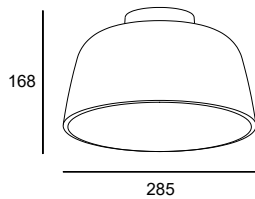
7 possible colour combinations in 2 different sizes  
7 combinaisons de couleur possibles en 2 tailles différentes





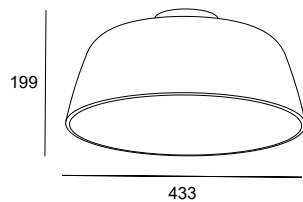
TECHNICAL INFORMATION  
INFORMATIONS TECHNIQUES

BODY MAT	
ST	



E27		
W	Code	Finishing
max. 40	05 - 14	*
	05 - DL	*
	14 - 14	*
	15-8330 - 14 - DL	*
	DL - 14	*
	DL - DL	*
	EM - 14	*

BODY MAT	
ST	



E27		
W	Code	Finishing
max. 40	05 - 14	*
	05 - DL	*
	14 - 14	*
	15-8331 - 14 - DL	*
	DL - 14	*
	DL - DL	*
	EM - 14	*

\*Please contact our sales team for conditions and delivery times.

Consultez notre équipe commerciale pour connaître les conditions et les délais de livraison.

---

# Prolix

NAHTRANG STUDIO, 2022

PENDANT FAMILY P. 132  
FAMILLE SUSPENSION P 132



---

## STYLE AND ELEGANCE


Contemporaneity, style and control of the light angle are the keys to this offering by Nahtrang. Not only does Prolix boast a faceted silhouette, but it also has a great technical advantage thanks to an advanced lens that allows the light angle to be graduated, thereby achieving the desired lighting effect.

## STYLE ET ÉLÉGANCE

Contemporanéité, style et contrôle de l'angle lumineux sont les piliers sur lesquels repose cette solution de Nahtrang. Prolix affiche non seulement une silhouette à facettes, mais aussi un grand avantage technique grâce à un module optique avancé qui permet de régler l'angle de la lumière pour obtenir l'effet lumineux souhaité.



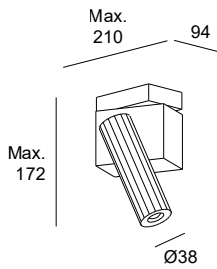




Adjustable lens to increase the light angle  
 Module optique réglable permettant d'accroître l'angle lumineux

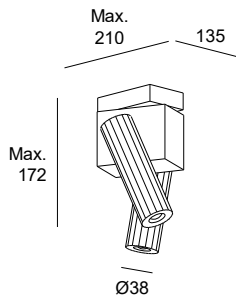
TECHNICAL INFORMATION  
 INFORMATIONS TECHNIQUES

	BODY MAT AL	DIF MAT PMMA		50000h L80 B20	3 MacAdam	 90°	 180°	 PHASE CUT
--	----------------	-----------------	--	-------------------	--------------	---------	----------	---------------



LED								
K	CRI	W	W Total	Real Lm	Optics	Code	Finishing	
2700	90	5,9	7,6	217	Zoom 15°-50°	15-8513 - 05 - 05 DN - DN		

	BODY MAT AL	DIF MAT PMMA		50000h L80 B20	3 MacAdam	 90°	 180°	 PHASE CUT
--	----------------	-----------------	--	-------------------	--------------	---------	----------	---------------



LED								
K	CRI	W	W Total	Real Lm	Optics	Code	Finishing	
2700	90	11,8	13,6	434	Zoom 15°-50°	15-8514 - 05 - 05 DN - DN		

# Simply

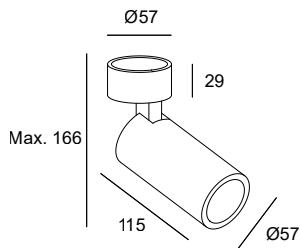
JOSEP PATSÍ, 2021

WALL LIGHT FAMILY P. 312  
FAMILLE APPLIQUE P. 312



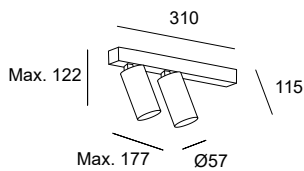


TECHNICAL INFORMATION  
INFORMATIONS TECHNIQUES



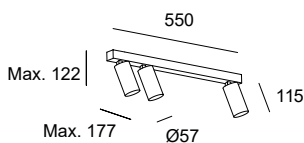
BODY MAT				
ST,AL		90°	355°	

GU10	W Total	Code	Finishing
	max. 7	15-7982 - 05 - 05 14 - 14	● ○



BODY MAT				
ST,AL		90°	355°	

GU10	W Total	Code	Finishing
	max. 14	05-8335 - 05 - 05 14 - 14	● ○



BODY MAT				
ST,AL		90°	355°	

GU10	W Total	Code	Finishing
	max. 21	05-8336 - 05 - 05 14 - 14	● ○

Common accs. included  
Acc. communs inclus

Honeycomb panel  
Panneau en nid d'abeille

Smart Compatible accs.  
Acc. Smart Compatible

GU10 TW Light For Life WIFI

71-8220-00-00

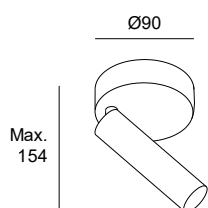
# Stylus

PENDANT FAMILY P. 198, WALL FIXTURES P. 314  
FAMILLE SUSPENSION P. 198, APPLIQUES P. 314



## TECHNICAL INFORMATION INFORMATIONS TECHNIQUES

BODY MAT	DIF MAT		50000h	3			
AL	PC		L80 B20	MacAdam	0° a 90°	355°	ON-OFF



LED							
K	CRI	W	W Total	Real Lm	Code	Finishing	
3000	90	4.5	6.4	364	05-5478 - 05 - 05 14 - 14	●	○
100-240V		50-60Hz					



# Pipe

PENDANT FAMILY P. 210, WALL FIXTURES P. 315  
FAMILLE SUSPENSION P. 210, APPLIQUES P. 315



Precision and naturalness  
Précision et naturel



## Standard combinations



05-23



14-05



DL-DL\*

Possibility of other combinations by rings  
not included.

Possibilité d'autres combinaisons par  
anneaux non inclus.



05-05



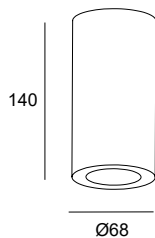
14-14



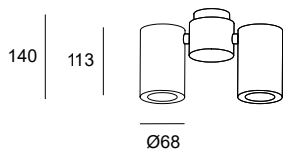
DL-DL\*

## TECHNICAL INFORMATION

### INFORMATIONS TECHNIQUES



GU10			
W Total	Code	Finishing	
max. 50	05 - 23 15-0073 - 14 - 05 DL - DL	●	○*



GU10			
W Total	Code	Finishing	
max. 100	15-0074 - 14 - 05	○	

<b>Common accs. not included</b> Acc. Communs non inclus	Black ring Anneau noir	71-0073-05-05
	White ring Anneau blanc	71-0073-14-14
	Gold ring Anneau doré	71-0073-DL-DL*
<b>Smart Compatible accs.</b> Acc. Smart Compatible	GU10 TW Light For Life WIFI	71-8220-00-00

\*Please contact our sales team for conditions and delivery times.

Consultez notre équipe commerciale pour connaître les conditions et les délais de livraison.

---

# Wall fixtures

# Appliques

---

ATTIC	P. 268	BIG BANG	P. 252	CONTRAST	P. 288
-------	--------	----------	--------	----------	--------

Ⓔ

---

DRONE	P. 280	ELY	P. 272	H	P. 254
-------	--------	-----	--------	---	--------

---

INVISIBLE	P. 266	NUDE	P. 284	ORGANIC	P. 278
-----------	--------	------	--------	---------	--------

Ⓔ Ⓔ

---

SIENA LED	P. 283	SUPER ATTIC	P. 270	TRIP	P. 258
-----------	--------	-------------	--------	------	--------

---

TRIP GLASS	P. 264	TUBS	P. 248	VENETO	P. 279
------------	--------	------	--------	--------	--------

---

VETRO	P. 282	VINTAGE LED	P. 290	VOILES	P. 244
-------	--------	-------------	--------	--------	--------

WALL LIGHTS WITH READING LIGHT  
APPLIQUES AVEC LISEUSE

---

BED	P. 318	CHIC	P. 298	E-LAMP	P. 294
-----	--------	------	--------	--------	--------

Ⓔ

---

E-LAMP MINI	P. 296	FUNK	P. 316	GAMMA	P. 302
-------------	--------	------	--------	-------	--------

Ⓔ

GAMMA EXTEND	P. 308	GAMMA MINI	P. 304	GAMMA SR	P. 306
GAMMA USB	P. 305	HALL SLIM N	P. 300	INVISIBLE	P. 292
IVY	P. 317	LINK	P. 320	LIRE	P. 310
PIPE E	P. 315	RADAR	P. 311	SIMPLY E	P. 312
STYLUS E	P. 314	TIP	P. 321		
WALL LIGHTS WITH SHADE APPLIQUES AVEC ABAT-JOUR					
BALI E	P. 336	CLIP N E	P. 330	GAMMA	P. 324
GLOSS E	P. 338	HALL SLIM SCREEN N	P. 322	METRICA E	P. 332
READ ME	P. 328	SCREEN	P. 326		

ARCHITECTURAL WALL LIGHTS  
APPLIQUES ARCHITECTURALES

---

BEND	P. 343	DUNA	P. 348	FINO	P. 346
------	--------	------	--------	------	--------

---

GES	P. 354	GES	P. 355	JET	P. 351
ⓔ				ⓔ	

---

KUB	P. 344	LIA	P. 353	LIA LED	P. 352
		ⓔ			

---

NEU	P. 349	OVAL	P. 350	PRIME	P. 342
-----	--------	------	--------	-------	--------

---

ROOM	P. 340				
------	--------	--	--	--	--



---

# Voiles

CÉLINE WRIGHT, 2017

PENDANT FAMILY P. 088  
FAMILLE SUSPENSION P. 088



---

## CRAFTSMANSHIP IN MOVEMENT

Voiles pushes the envelope of contemporary design for large spaces with a style of sculpture far removed from conventional materials and shapes, opting for traditional craftsmanship. On the one hand, its asymmetric shape provides a different vision depending on your position. On the other hand, the Japanese Washi paper gives the piece a lightness that allows constant movement. Together they create a poetic living piece that makes any space more beautiful.

## ARTISANAT EN MOUVEMENT

Voiles défie le design contemporain des grands espaces avec une sculpture qui fuit les formes et les matériaux conventionnels et mise sur le travail artisanal. D'une part, sa forme asymétrique permet une vision différente en fonction du point de vue. D'autre part, le papier japonais Washi confère à la pièce une légèreté qui permet un mouvement constant. Le tout crée une pièce poétique vivante qui embellit n'importe quel espace.

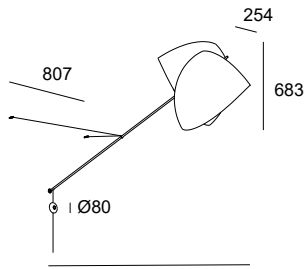








The wall light cables can be tightened and the hook can be installed at the desired height.  
L'applique permet de serrer les câbles et de placer le crochet à la hauteur désirée.



TECHNICAL INFORMATION  
INFORMATIONS TECHNIQUES



BODY MAT	DIF MAT		50000h	3		
ST	WASHI		L80 B20	MacAdam	DIM	TOUCH

LED						
K	CRI	W	W Total	Real Lm	Code	Finishing
2700	90	28.5	33.6	1864	05-7723 - 05 - 14	●
 100-240V		50-60Hz				

---

# Tubs

NAHTRANG STUDIO, 2020

PENDANT FAMILY P. 084, TABLE LAMPS P. 360,  
FLOOR LAMPS P. 406  
FAMILLE SUSPENSION P. 084, LAMPES DE TABLE P. 360,  
LAMPADAIRES P. 406



---

PRESENCE AND DYNAMISM

PRÉSENCE ET DYNAMISME

Tubs is a wall fixture that plays with light, casting geometric shapes on your walls. The linear light source has a broad capacity for movement, providing the space with energy and character.

Tubs est une applique qui permet de jouer avec la lumière et de dessiner des formes géométriques sur un mur. La source lumineuse sous forme linéaire possède une grande capacité de mouvement qui confère dynamisme et caractère à l'espace.



Wide range of movement: both light source and light axis swivel.

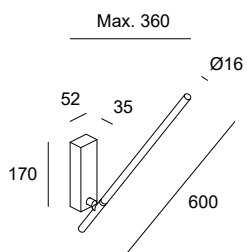
Large gamme de mouvements : rotation tant de la source lumineuse que de son axe.





TECHNICAL INFORMATION  
INFORMATIONS TECHNIQUES

BODY MAT ST,AL	DIF MAT PC		50000h L80 B20	3 MacAdam				
					180°	300°	35°	DIM



LED						
K	CRI	W	W Total	Real Lm	Code	Finishing
3000	90	11.5	14.1	428	<b>05-8102</b> <b>05-8103 - 05 - M1</b> <b>05-8104</b>	
	<b>05-8102</b>	ON-OFF	220-240V	50-60Hz		
	<b>05-8103</b>	DALI	220-240V	50-60Hz		
	<b>05-8104</b>	0-10V	220-240V	50-60Hz		

---

# Big Bang

FRANCESC VILARÓ, 2015



---

CHAMELEON-LIKE AND SENSORIAL

This appealing wall lamp with LED technology is a sensory explosion of light. The indirect light generated by this luminaire is reflected onto gold-coloured metal creating a sensual halo of light that produces different effects by day or night.

MIMÉTISME ET SENSUALITÉ

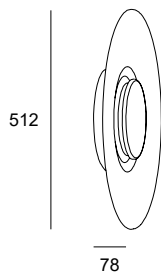
Cette applique suggestive dotée de la technologie LED est une explosion sensorielle de lumière. La lumière indirecte générée par ce luminaire est réfléchiée sur une pièce de métal dorée qui crée un halo lumineux sensuel produisant différents effets de jour ou de nuit.



Textured finish adds personality to the piece  
 La finition texturée ajoute de la personnalité à la pièce

TECHNICAL INFORMATION  
 INFORMATIONS TECHNIQUES

BODY MAT	DIF MAT		50000h	3
AL	PMMA		L80 B20	MacAdam



LED							
K	CRI	W	W Total	Real Lm	Code	Finishing	
3000	90	22.5	25	760	05-5085 - BW - BW		
		100-240V		50-60Hz			

---

# H

BENEDITO DESIGN, 2021

TABLE LAMP FAMILY P. 366, FLOOR LAMPS P. 404  
FAMILLE LAMPE À POSER P. 366, LAMPADAIRES P. 404



---

## WARMTH AND SENSUALITY

With simple, pure lines, Benedito's H design provides the space with a natural elegance. Available with two different recessed versions, adapted to a deep headboard or wall, H stands out in the space for the warmth of its light and the shadow play created by the delicate upper opening in the piece.

## CHALEUR ET SENSUALITÉ

Avec ses lignes simples et pures, le modèle H de Benedito apporte une touche d'élégance naturelle à l'espace. Disponible en deux versions encastrées différentes, adapté à une tête de lit profonde ou à un mur, H se distingue dans le décor par la chaleur de sa lumière et le jeu d'ombres que produit la délicate ouverture supérieure de la pièce.







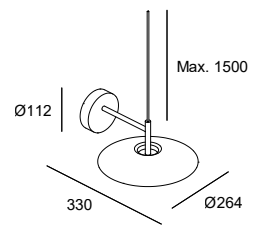
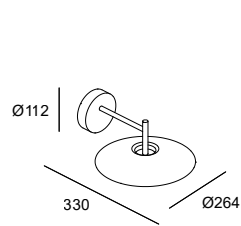
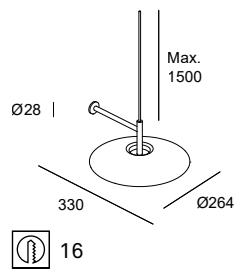
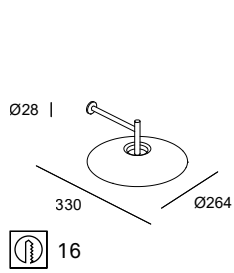
Option to apply a pendant in the two recessed versions  
Option applique suspendue dans les deux versions  
d'encastrement



Two recessed options  
Deux options d'encastrement



TECHNICAL INFORMATION  
INFORMATIONS TECHNIQUES



BODY MAT	DIF MAT		50000h	3	
ST	ACR		L80 B20	MacAdam	ON-OFF

LED						
K	CRI	W	WTotal	Real Lm	Code	Finishing
2700	90	14,9	17	553	05-7742 - 05 - 05 DN - DN	 
100-277V		50-60Hz				

---

# Trip

NAHTRANG STUDIO, 2021



---

VERSATILE AND IMAGINATIVE


Trip is a wall light designed to decorate walls with its mere presence. Distinguished by the grid framework of its metallic body, the combination possibilities are endless. You can have a single, double or triple with different finishes and play with the effect its soft, diffuse and asymmetric light point creates.

POLYVALENT ET IMAGINATIF

Trip est une applique conçue pour décorer les murs par sa seule présence, grâce à la structure grillagée de son corps métallique, à ses possibilités de combinaison, que ce soit en version simple, double ou triple avec différentes finitions, et à l'effet de son point lumineux doux, diffus et asymétrique.








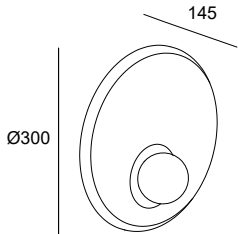
Metallic body with grid framework  
Corps métallique à structure grillagée




Two sizes and different combination possibilities  
Deux tailles et différentes possibilités de combinaison

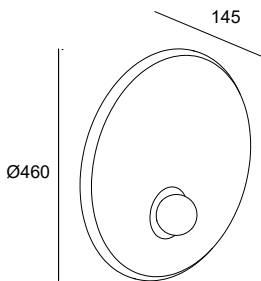
TECHNICAL INFORMATION  
INFORMATIONS TECHNIQUES

BODY MAT	DIF MAT	
ST,AL	GLA	



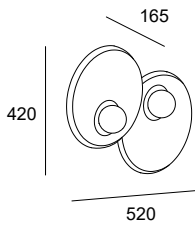
E14 / max L90 mm - Ø 50 mm		
<b>W Total</b>	<b>Code</b>	<b>Finishing</b>
max. 7	05-8356 - 05 -	05 ● 14 ○* DN ● EM ●*

BODY MAT	DIF MAT	
ST,AL	GLA	




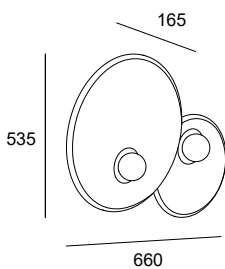
E14 / max L90 mm - Ø 50 mm		
<b>W Total</b>	<b>Code</b>	<b>Finishing</b>
max. 7	05-8357 - 05 -	05 ● 14 ○* DN ● EM ●*

BODY MAT	DIF MAT	
ST,AL	GLA	



E14 / max L90 mm - Ø 50 mm		
<b>W Total</b>	<b>Code</b>	<b>Finishing</b>
max. 14	05-8361 - 05 -	05 ●● 14 ○○* DN ●● DP ●● EM ●●*

BODY MAT	DIF MAT	
ST,AL	GLA	




E14 / max L90 mm - Ø 50 mm		
<b>W Total</b>	<b>Code</b>	<b>Finishing</b>
max. 14	05-8359 - 05 -	05 ●● 14 ○○* DN ●● DP ●● EM ●●*

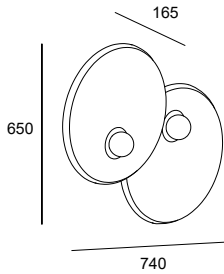
\*Please contact our sales team for conditions and delivery times.

Consultez notre équipe commerciale pour connaître les conditions et les délais de livraison.




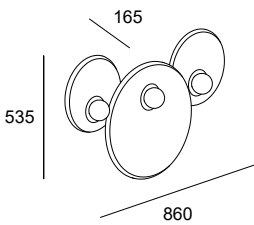
TECHNICAL INFORMATION  
INFORMATIONS TECHNIQUES

BODY MAT	DIF MAT	
ST,AL	GLA	




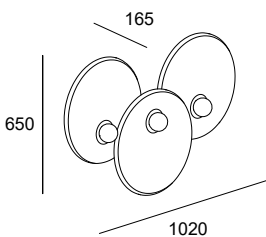
E14 / max L90 mm - Ø 50 mm																						
<b>W Total</b>	<b>Code</b>	<b>Finishing</b>																				
14	05-8360 - 05 -	<table> <tr><td>05</td><td>●</td><td>●</td><td>●</td></tr> <tr><td>14</td><td>○</td><td>○</td><td>○*</td></tr> <tr><td>DN</td><td>●</td><td>●</td><td>●</td></tr> <tr><td>DP</td><td>●</td><td>●</td><td>●</td></tr> <tr><td>EM</td><td>●</td><td>●</td><td>●*</td></tr> </table>	05	●	●	●	14	○	○	○*	DN	●	●	●	DP	●	●	●	EM	●	●	●*
05	●	●	●																			
14	○	○	○*																			
DN	●	●	●																			
DP	●	●	●																			
EM	●	●	●*																			

BODY MAT	DIF MAT	
ST,AL	GLA	



E14 / max L90 mm - Ø 50 mm																						
<b>W Total</b>	<b>Code</b>	<b>Finishing</b>																				
max. 21	05-8363 - 05 -	<table> <tr><td>05</td><td>●</td><td>●</td><td>●</td></tr> <tr><td>14</td><td>○</td><td>○</td><td>○*</td></tr> <tr><td>DN</td><td>●</td><td>●</td><td>●</td></tr> <tr><td>DP</td><td>●</td><td>●</td><td>●</td></tr> <tr><td>EM</td><td>●</td><td>●</td><td>●*</td></tr> </table>	05	●	●	●	14	○	○	○*	DN	●	●	●	DP	●	●	●	EM	●	●	●*
05	●	●	●																			
14	○	○	○*																			
DN	●	●	●																			
DP	●	●	●																			
EM	●	●	●*																			

BODY MAT	DIF MAT	
ST,AL	GLA	



E14 / max L90 mm - Ø 50 mm																						
<b>W Total</b>	<b>Code</b>	<b>Finishing</b>																				
max. 21	05-8362 - 05 -	<table> <tr><td>05</td><td>●</td><td>●</td><td>●</td></tr> <tr><td>14</td><td>○</td><td>○</td><td>○*</td></tr> <tr><td>DN</td><td>●</td><td>●</td><td>●</td></tr> <tr><td>DP</td><td>●</td><td>●</td><td>●</td></tr> <tr><td>EM</td><td>●</td><td>●</td><td>●*</td></tr> </table>	05	●	●	●	14	○	○	○*	DN	●	●	●	DP	●	●	●	EM	●	●	●*
05	●	●	●																			
14	○	○	○*																			
DN	●	●	●																			
DP	●	●	●																			
EM	●	●	●*																			

\*Please contact our sales team for conditions and delivery times.

Consultez notre équipe commerciale pour connaître les conditions et les délais de livraison.

# Trip Glass

NAHTRANG STUDIO, 2021



DESIGN FEATURING PURE SHAPES

DESIGN AUX FORMES ÉPURÉES

The organic design language of Trip Glass is distinguished by the curved shape of its silhouette, made of hand-blown glass.

Le langage organique de Trip Glass est marqué par la forme incurvée de sa silhouette, réalisée en verre soufflé à main levée.



Amber hue at 30%  
Teinte ambrée à 30%

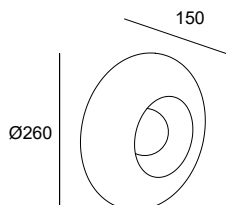


Smoke hue at 50%  
Teinte fumée à 50%

TECHNICAL INFORMATION

INFORMATIONS TECHNIQUES

BODY MAT	DIF MAT	
AL	GLA	



E14 / max L90 mm - Ø 50 mm		
<b>W Total</b>	<b>Code</b>	<b>Finishing</b>
max. 7	05-8358 - 05 - 12 15	

Colours shown are approximate and may not reflect shades precisely due to possible changes linked to different materials and finishes, as well as lighting and printing factors.

Les couleurs affichées sont approximatives et peuvent ne pas refléter fidèlement les tonalités, en raison des variations possibles liées aux différents types de matériaux et de finitions, ainsi qu'aux facteurs d'éclairage et d'impression.

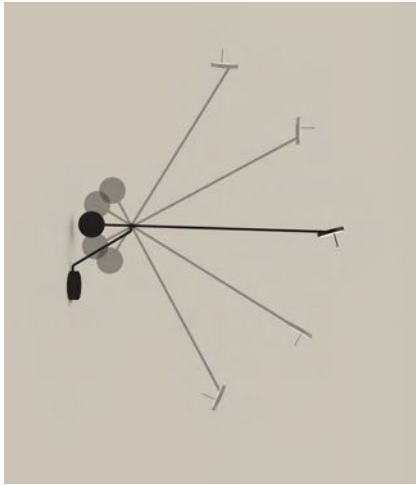
# Invisible

FRANCESC VILARÓ, 2017

PENDANT FAMILY P. 112, WALL FIXTURES P. 292,  
TABLE LAMPS P. 270, FLOOR LAMPS P. 410  
FAMILLE SUSPENSION P. 112, APPLIQUES P. 292,  
LAMPES DE TABLE P. 270, LAMPADAIRES P. 410



Winner of the German Design Award in 2016  
Lauréat du German Design Award en 2016



Rotating the head allows the light to be directed.

La rotation de la tête permet de diriger la lumière.

## LIGHT MOVEMENT

Invisible bases its design on functional yet daring lines that lengthen its proportions while moving away from more traditional aspects. Its ball joints provide it with extensive freedom of movement and surprising smoothness. Its beauty lies in its simplicity, which makes it an iconic piece.

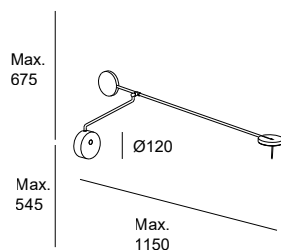
## LÉGÈRETÉ DE MOUVEMENT

Le design d'Invisible repose sur des lignes fonctionnelles dotées d'une touche d'audace qui allonge ses proportions, s'éloignant ainsi du traditionnel. Ses articulations à rotule lui offrent une très grande liberté de mouvement avec une douceur surprenante. La beauté de ce modèle réside dans sa simplicité, qui en fait un élément emblématique.

## TECHNICAL INFORMATION

### INFORMATIONS TECHNIQUES

BODY MAT	DIF MAT	50000h	3		
ST,AL	PMMA	L80 B20	MacAdam	DIM	TOUCH



LED						
K	CRI	W	W Total	Real Lm	Code	Finishing
2700	90	9	11.2	496	05-7385 - 05 - 05	●
3000	90	9	11.2	511	05-5693 - 05 - 05	●
100-240V		50-60Hz				

---

# Attic

NAHTRANG STUDIO, 2019

PENDANT FAMILY P. 152  
FAMILLE SUSPENSION P. 152



---

ELEGANCE, LIGHTNESS AND ROUNDNESS

ÉLÉGANCE, LÉGÈRETÉ ET FORTE PRÉSENCE

The Attic wall light, available with a conical or cylindrical lampshade, takes charge of the space with elegance and sophistication, achieving an effect of lightness that contrasts with the subtle roundness of the piece in its different possible finishes.

Arborant un abat-jour conique ou cylindrique, la version applique d'Attic s'approprié l'espace de façon élégante et subtile, obtenant ainsi un effet de légèreté qui contraste avec la forte présence implicite de la pièce dans ses différentes finitions possibles.



05-05

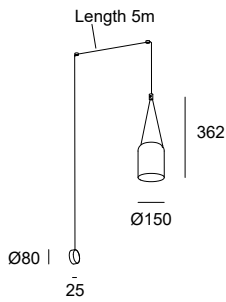
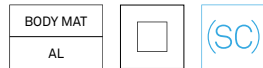


05-14

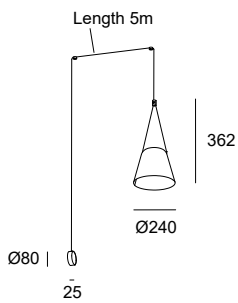
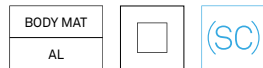


05-DL

TECHNICAL INFORMATION  
INFORMATIONS TECHNIQUES



E27		Code	Finishing
<b>W Total</b>		05 - 05	●
max. 23		05-7388 - 05 - 14	○
		05 - DL	●*



E27		Code	Finishing
<b>W Total</b>		05 - 05	●
max. 23		05-7389 - 05 - 14	○
		05 - DL	●*

Smart Compatible accs.  
Acc. Smart Compatible

E27 RGBW Light For Life WIFI  
E27 TW Casambi

71-8219-00-00  
71-A697-00-00

# Super Attic

NAHTRANG STUDIO, 2021

PENDANT FAMILY P. 164  
FAMILLE SUSPENSION P. 164







Large conical lampshade  
Abat-jour conique de grande dimension

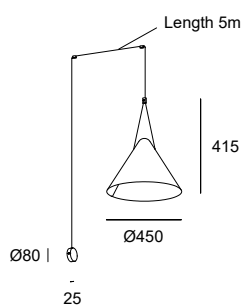
## RESOUNDING AND COHERENT

The implied roundness of Attic appears unreservedly in Super Attic, a large wall light that gives the space a strong sense of personality.

## PRÉSENCE ET COHÉRENCE

Attic se dévoile sans complexes dans la version Super Attic, une applique de grande dimension qui s'approprie l'espace avec une forte personnalité.

## TECHNICAL INFORMATION INFORMATIONS TECHNIQUES



BODY MAT		
AL		

E27		
<b>W Total</b>	<b>Code</b>	<b>Finishing</b>
max. 23	05-8348 - 05 - 05	●

<b>Smart Compatible accs. / Acc. Smart Compatible</b>	
71-8219-00-00	E27 RGBW Light For Life WIFI
71-A697-00-00	E27 TW Casambi




## VERSATILE LIGHT

Luca Turrini's minimalist design redesigns the classic headboards or wall lights to provide a more versatile, architectural solution integrated into the space. The elliptical shape allows, that with a slight adjustment of the screen and axis, to create different light effects for each space or area where it is used. The different finishes along with the recessed or surface options offer a wide range of elements to create different ambiances.

## LUMIÈRE POLYVALENTE

Le design minimaliste de Luca Turrini réinterprète l'applique murale ou de lit classique pour apporter une solution plus architecturale et polyvalente qui se fond dans le décor. La forme elliptique de ce modèle permet, par un doux mouvement d'abat-jour sur son axe, de créer différents effets de lumière dans chaque espace où il se trouve. Les nombreuses finitions et sa version encastrée ou de surface offrent un grand éventail d'éléments qui permettent de créer des ambiances variées.







Dimmable  
Gradable







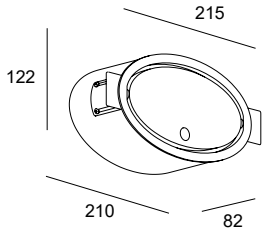
The light can be directed using the 360° rotation of its axis.  
On dirige l'éclairage par rotation de ses axes à 360°.




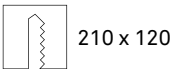
Available in a white, gold or chrome finish and with or without button.  
Disponible en blanc, doré et chromé, avec et sans bouton.

TECHNICAL INFORMATION  
INFORMATIONS TECHNIQUES

BODY MAT	DIF MAT		50000h	3			
ST,AL	PLABS		L80 B20	MacAdam	TOUCH	DIM	270°



LED							
K	CRI	W	W Total	Real Lm	Code	Finishing	
3000	90	8,4	11	485	05-7563 - 14 - M1	○	
 100-240V		50-60Hz					







**Not included**  
Non inclus

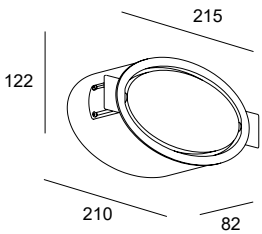
Optional chrome-plated layer  
Cache chromé en option


71-7563-21-21

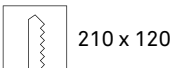
Optional gold-plated layer  
Cache doré en option

71-7563-DO-DO

BODY MAT	DIF MAT		50000h	3			
ST,AL	PLABS		L80 B20	MacAdam	TOUCH	DIM	270°



LED							
K	CRI	W	W Total	Real Lm	Code	Finishing	
3000	90	8,4	9,8	485	05-7564 - 14 - M1	○	
 100-240V		50-60Hz					



**Not included**  
Non inclus

Optional chrome-plated layer  
Cache chromé en option

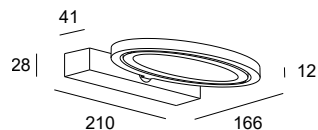
71-7564-21-21


Optional gold-plated layer  
Cache doré en option

71-7564-DO-DO

TECHNICAL INFORMATION  
INFORMATIONS TECHNIQUES

BODY MAT ST,AL	DIF MAT PLABS		50000h L80 B20	3 MacAdam	 TOUCH	 DIM	 355°	 355°
-------------------	------------------	---	-------------------	--------------	---	---	--	--



LED							
K	CRI	W	W Total	Real Lm	Code	Finishing	
3000	90	10,6	12,8	668	05-7562 - 14 - M1	○	
 100-240V		50-60Hz					

**Not included**  
Non inclus

Optional chrome-plated layer  
Cache chromé en option

71-7564- 21- 21

Optional gold-plated layer  
Cache doré en option

71-7564-DO-DO

# Organic

ALEX & MANEL LLUSCÀ, 2019

TABLE LAMP FAMILY P. 372, FLOOR LAMPS P. 413  
FAMILLE LAMPE À POSER P. 372, LAMPADAIRES P. 413



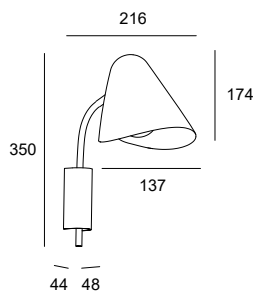
The soft and harmonious silhouette of this piece is inspired by the organic shapes of flowers and leaves. Its slightly curved lampshade, featuring a gold interior, subtly and naturally blends into the space.

Tout en douceur et harmonie, le profil de ce modèle s'inspire des formes organiques des fleurs et des feuilles. Légèrement incurvé et doté d'un intérieur doré, son abat-jour se fond dans le décor de façon subtile et naturelle.

Directable light thanks to the rotation of its axes  
Lumière orientable grâce à la rotation de ses axes

## TECHNICAL INFORMATION INFORMATIONS TECHNIQUES

BODY MAT				
ST		355°	90°	



E14		
<b>W</b> max. 23	<b>Code</b> 05-7582 - 05 - 05	<b>Finishing</b> ●

<b>Not included / Non inclus</b>	
Connection cable Câble de connexion	71-7660-00-00

<b>Smart Compatible accs. / Acc. Smart Compatible</b>	
71-8221-00-00	E14 TW Light For Life WIFI
71-A697-00-00	E27 TW Casambi



# Veneto

BENEDITO DESIGN, 2019

PENDANT FAMILY P. 170  
FAMILLE SUSPENSION P. 170

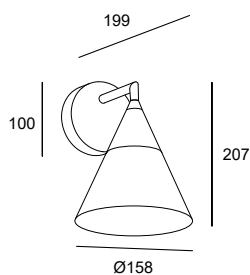


TIMELESS DELICACY  
DÉLICATESSE INTEMPORELLE

Methacrylate diffuser  
Diffuseur en méthacrylate

## TECHNICAL INFORMATION INFORMATIONS TECHNIQUES

BODY MAT	DIF MAT		50000h	2	
ST,AL	PMMA		L80 B20	MacAdam	



LED						
K	CRI	W	W Total	Real Lm	Code	Finishing
2700	80	6.7	8.3	452	05-7588 - DO - DO	
100-240V		50-60Hz				


# Drone

ÀLEX & MANEL LLUSCÀ, 2016



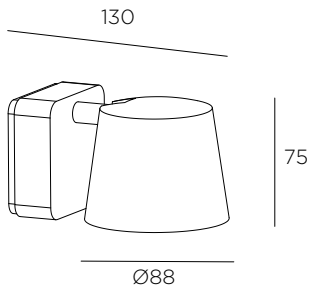
Multiple options of combined finishes in the dual or single version.

Nombreuses combinaisons de finitions possibles dans sa version double ou simple



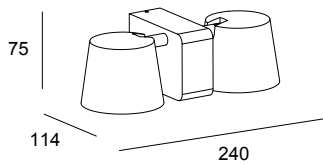
TECHNICAL INFORMATION  
INFORMATIONS TECHNIQUES

BODY MAT	DIF MAT		50000h	2			
AL	AL		L80 B20	MacAdam	355°	0° a 90°	ON-OFF



LED						
K	CRI	W	W Total	Real Lm	Code	Finishing
2700	80	7	8.6	350	05-5306 -	<ul style="list-style-type: none"> <li>14 - 06 </li> <li>14 - 21 </li> <li>14 - F5 </li> <li>Cl - 06 </li> <li>Cl - 21 </li> <li>Cl - F5 </li> </ul>
		100-240V		50-60Hz		

BODY MAT	DIF MAT		50000h	2			
AL	AL		L80 B20	MacAdam	355°	0° a 90°	ON-OFF



LED						
K	CRI	W	W Total	Real Lm	Code	Finishing
2700	80	14	16.3	613	05-5307 -	<ul style="list-style-type: none"> <li>14 - 06 </li> <li>14 - 21 </li> <li>14 - F5 </li> <li>Cl - 06 </li> <li>Cl - 21 </li> <li>Cl - F5 </li> </ul>
		120-277V		50-60Hz		

# Vetro

FRANCESC VILARÓ, 2019

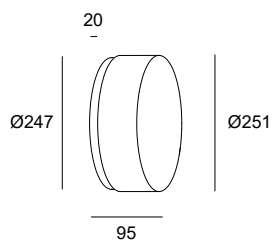
CEILING LIGHT FAMILY P. 226, BATH P. 438  
FAMILLE PLAFONNIER P. 226, SALLE DE BAINS P. 438



A classic with special double-thickness pressed glass  
Un classique en verre pressé spécial à double épaisseur

## TECHNICAL INFORMATION INFORMATIONS TECHNIQUES

BODY MAT	DIF MAT		50000h	3
ST	GLA		L80 B20	MacAdam



LED						
K	CRI	W	W Total	Real Lm	Code	Finishing
3000	80	19.4	22.4	1250	05-7387 - 14 - G5	○
220-240V		50-60Hz				

# Siena LED

MANEL LLUSCÀ & CARLOS SANTOLARIA, 2015



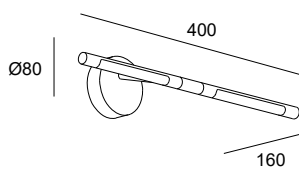
CLASSIC AND TIMELESS  
CLASSIQUE ET INTEMPOREL



Directable light point  
Point lumineux orientable

## TECHNICAL INFORMATION INFORMATIONS TECHNIQUES

BODY MAT ST,AL	DIF MAT PC		50000h L80 B20	3 MacAdam	 355°	 ON-OFF
-------------------	---------------	--	-------------------	--------------	----------	------------



LED						
K	CRI	W	W Total	Real Lm	Code	Finishing
3000	90	3.1	4.2	207	05-8390 - 05 E4 - M1	
100-240V		50-60Hz				

---

# Nude

NAHTRANG STUDIO, 2022

TABLE LAMP FAMILY P. 380, FLOOR LAMPS P. 416  
FAMILLE LAMPE À POSER P. 380, LAMPADAIRES P. 416



---

THE BEAUTY OF A NAKED YET COMPLETE DESIGN

LA BEAUTÉ D'UN DESIGN À LA FOIS DÉNUDÉ ET COMPLET

Nude is simplicity and beauty in equal measure. The large Nude family, with its multiple compositions and finishes, includes a wall-mounted version in recessed and surface formats.

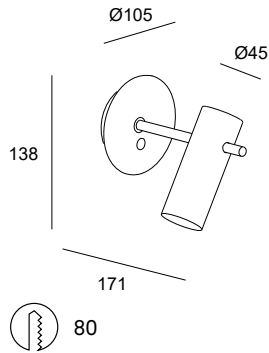
Nude conjugue simplicité et beauté à parts égales. La vaste famille de Nude, avec ses multiples compositions et finitions, comprend une version applique au format encastré et de surface.







TECHNICAL INFORMATION  
INFORMATIONS TECHNIQUES



E27		
W Total	Code	Finishing
max. 15	05 - 05	●
	05-8515 - 05 - DN	●
	05 - EM	●

Smart Compatible accs. / Acc. Smart Compatible	
71-8219-00-00	E27 RGBW Light For Life WIFI
71-A697-00-00	E27 TW Casambi

Dual, recessed or surface installation / Double installation : encastrée ou de surface

---

# Contrast

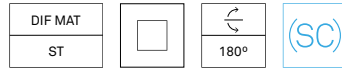
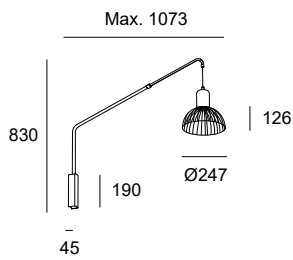
NAHTRANG STUDIO, 2018

PENDANT FAMILY P. 218  
FAMILLE SUSPENSION P. 218

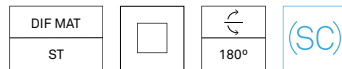




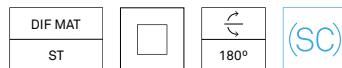
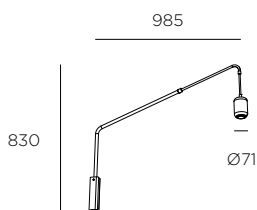
TECHNICAL INFORMATION  
INFORMATIONS TECHNIQUES



E27		
W Total	Code	Finishing
max. 60	93 - 05	
	93 - 14	
	05-6415 - 93 - F5	
	DC - 05	
	DC - 14	
	DC - F5	



E27		
W Total	Code	Finishing
max. 60	93 - 05	
	93 - F5	
	05-6414 - DC - 05	
	DC - F5	
	DC - 14	
	93 - 14	



E27		
W Total	Code	Finishing
max. 60	05-7365 - 93 - 05	
	DC - 05	

**Common accs. not included** / **Acc. Communs non inclus**      Connection cable / Câble de connexion      71-6417-05-05

**Smart Compatible accs.** / **Acc. Smart Compatible**      E14 TW Light For Life WIFI      71-8219-00-00  
E27 TW Casambi      71-A697-00-00

\*Please contact our sales team for conditions and delivery times.  
Consultez notre équipe commerciale pour connaître les conditions et les délais de livraison.

# Vintage Led

MANEL LLUSCÀ & CARLOS SANTOLARIA, 2015

PENDANT FAMILY P. 200  
FAMILLE SUSPENSION P. 200





CU-CU



20-20



CI-CI



14-14\*

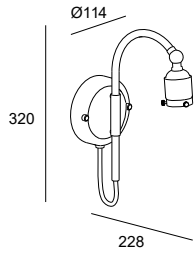


60-60\*



DL-DL\*

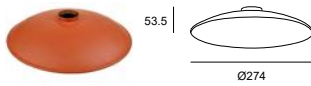
### TECHNICAL INFORMATION INFORMATIONS TECHNIQUES



BODY MAT	DIF MAT		50000h	2	
ST,AL	PMMA		L80 B20	MacAdam	ON-OFF

LED						
K	CRI	W	WTotal	Real Lm	Code	Finishing
3000	80	8.3	10.4	743	71-4819 - CI - CI	
		100-240V 50-60Hz				

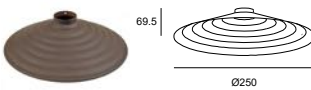
#### Accessories not included / Accessoires non inclus



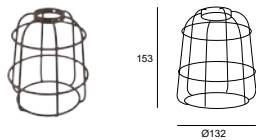
Code	Finishing
CU - CU	
14 - 14	
60 - 60	
DL - DL	



Code	Finishing
20 - 20	
CI - CI	
14 - 14	
60 - 60	
DL - DL	



Code	Finishing
CI - CI	
14 - 14	
60 - 60	
DL - DL	



Steel grid shade  
Abat-jour grillagé en acier

Code	Finishing
CI - CI	
14 - 14	
60 - 60	
DL - DL	



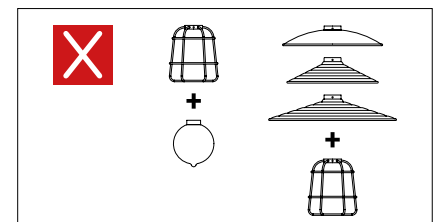
Conical glass diffuser  
Diffuseur en verre conique

71-4818-F1-F1



Spherical glass diffuser  
Diffuseur en verre sphérique

71-4817-F1-F1



\*Please contact our sales team for conditions and delivery times.  
Consultez notre équipe commerciale pour connaître les conditions  
et les délais de livraison.

---

# Invisible

FRANCESC VILARÓ, 2017

PENDANT FAMILY P. 112, WALL FIXTURES P. 266,  
TABLE LAMPS P. 270, FLOOR LAMPS P. 410  
FAMILLE SUSPENSION P. 112, APPLIQUES P. 266,  
LAMPES DE TABLE P. 270, LAMPADAIRES P. 410




---

LIGHT MOVEMENT

Invisible bases its design on functional yet daring lines that lengthen its proportions while moving away from more traditional aspects. Its ball joints provide it with extensive freedom of movement and surprising smoothness. Its beauty lies in its simplicity, which makes it an iconic piece.

LÉGÈRETÉ DE MOUVEMENT

Le design d'Invisible repose sur des lignes fonctionnelles dotées d'une touche d'audace qui allonge ses proportions, s'éloignant ainsi du traditionnel. Ses articulations à rotule lui offrent une très grande liberté de mouvement avec une douceur surprenante. La beauté de ce modèle réside dans sa simplicité, qui en fait un élément emblématique.

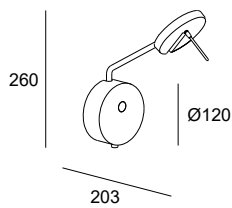


Rotating the head allows the light to be directed.  
La rotation de la tête permet de diriger la lumière.

Winner of the German Design Award in 2016  
Lauréat du *German Design Award* en 2016

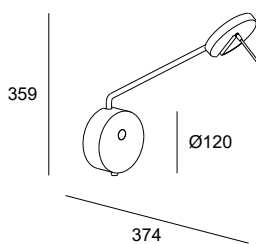
TECHNICAL INFORMATION  
INFORMATIONS TECHNIQUES

BODY MAT	DIF MAT		50000h	3		
ST,AL	PMMA		L80 B20	MacAdam	DIM	TOUCH



LED						
K	CRI	W	W Total	Real Lm	Code	Finishing
2700	80	9	11.2	551	05-7382 - 05 - 05	●
3000	90	9	11.2	511	05-7380 - 05 - 05	●
		100-240V 50-60Hz				

BODY MAT	DIF MAT	50000h	3		
ST,AL	PMMA	L80 B20	MacAdam	DIM	TOUCH



LED						
K	CRI	W	W Total	Real Lm	Code	Finishing
2700	90	9	11.2	496	05-7383 - 05 - 05	●
3000	90	9	11.2	511	05-7381 - 05 - 05	●
		100-240V 50-60Hz				

# E-lamp

FRANCESC VILARÓ, 2020

TABLE LAMP FAMILY P. 374  
FAMILLE LAMPE À POSER P. 374



MULTIFUNCTIONAL

E-lamp is a collection with a rational, simple design based on basic geometric shapes. This multifunctional family of luminaires seeks harmony and integration within the space. Focused on the mobile phone, every version has a USB port and the tabletop model has wireless charging technology.

MULTIFONCTIONNEL

E-lamp est une collection au design rationnel et simple, fondé sur des formes géométriques élémentaires. Cette famille multifonctionnelle de luminaires recherche l'harmonie et l'intégration dans l'espace. Axé sur la téléphonie mobile, ce modèle est doté d'une connexion USB dans toutes ses variantes, ainsi que de la technologie Wireless Charging dans la version de bureau.





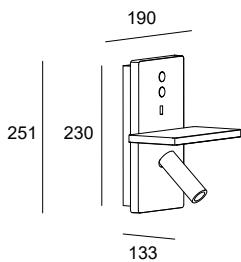
USB port for charging electronic devices  
Port de charge USB d'appareils électroniques



Option to add gold buttons in both finishes  
Option de boutons dorés dans les deux finitions

TECHNICAL INFORMATION  
INFORMATIONS TECHNIQUES

BODY MAT		50000h	3					
AL		L80 B20	MacAdam	180°	90°	x2	USB	ON-OFF



LED						
K	CRI	W Total	Real Lm	Code	Finishing	
2700	80	14,7	451	05-7606 -	05 - 05	
					05 - DO	
					14 - 14	
					14 - DO	
220-240V		50-60Hz				

---

# E-lamp mini

FRANCESC VILARÓ, 2021



---

DESIGN AND PRACTICALITY

E-lamp Mini, which is compact in size, grants prominence to minimalist spaces in which technology and design come together naturally.

DESIGN ET FONCTIONNALITÉ

De taille compacte, E-lamp Mini fait la part belle aux espaces minimalistes où technologie et design se côtoient tout naturellement



**USB port for charging electronic devices**

Port de charge USB d'appareils électroniques



**Different installation options**

Différentes possibilités d'installation

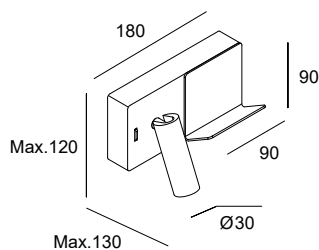


**TECHNICAL INFORMATION**  
INFORMATIONS TECHNIQUES

Watch Video  
Voir la vidéo



BODY MAT AL		50000h L80 B20	3 MacAdam	 90°	 ON-OFF		 USB
----------------	--	-------------------	--------------	---------	------------	--	---------



LED							
K	CRI	W	W Total	Real Lm	Code	Finishing	
2700	90	2,1	3,2	137	05 - 81		
					05 - DN		
					05 - EV		
					14 - 81		
					14 - DN		
14 - EU							
		100-240V	50-60Hz				

---

# Chic





QUALITY IN THE SIMPLEST FORM

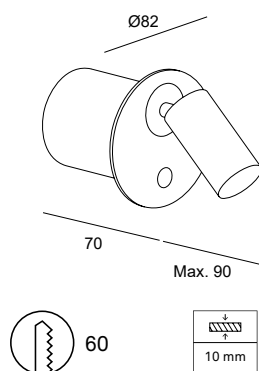
QUALITÉ RÉDUITE À SA PLUS SIMPLE EXPRESSION

Maximum technicality in a minimal reading light point. New-in Chic is an essential basic available in two finishes.

Un maximum de technicité dans une liseuse réduite à sa plus simple expression. Chic est une nouveauté qui se présente comme un produit de base essentiel en deux finitions.

TECHNICAL INFORMATION  
INFORMATIONS TECHNIQUES

<b>NEW</b>	BODY MAT AL	DIF MAT PMMA		50000h L80 B20	2 MacAdam	 90°	 360°	 TOUCH
------------	----------------	-----------------	--	-------------------	--------------	---------	----------	-----------



LED						
K	CRI	W	W Total	Real Lm	Code	Finishing
2700	90	3	3,9	200	<b>05-8509 -</b> 05 - 05 14 - 14 81 - 81 DN - DN	
100-240V		50-60Hz				

# Hall Slim

NAHTRANG STUDIO, 2022

WALL LIGHT FAMILY P. 322  
FAMILLE APPLIQUE P. 322





MODERN PROFILE

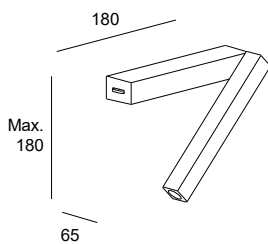
PROFIL CONTEMPORAIN

Hall Slim is a new addition to the catalogue that represents modernity with its square-line silhouette, which can be installed with or without a lampshade.

Hall Slim est une nouveauté du catalogue de style contemporain dotée d'un profil aux lignes carrées que l'on peut installer avec ou sans abat-jour.

TECHNICAL INFORMATION  
INFORMATIONS TECHNIQUES

	BODY MAT AL		50000h L80 B20	3 MacAdam	 90°	 355°		
--	----------------	--	-------------------	--------------	---------	----------	--	--





LED						
K	CRI	W	W Total	Real Lm	Code	Finishing
2700	90	2	3.5	150	05 - 05 14 - 14 DN - DN	● ○ ●
100-240V		50-60Hz				

---

# Gamma M&M

JOSEP PATSÍ, 2019

WALL LIGHT FAMILY P. 304 / P. 305 / P. 306 / P. 308 / P. 324,  
TABLE LAMPS P. 376, FLOOR LAMPS P. 412  
FAMILLE APPLIQUE P. 304 / P. 305 / P. 306 / P. 308 / P. 324,  
LAMPES DE TABLE P. 376, LAMPADAIRES P. 412



---


ENDLESS FINISH COMBINATION POSSIBILITIES

POSSIBILITÉS INFINIES DE COMBINAISON DE FINITIONS

Extensive family of reading wall lights with a wide variety of shapes and finishes that adapt to different projects.

Vaste famille d'appliques liseuses offrant de nombreuses formes et finitions qui s'adaptent à différents projets.





05-DN



81-05



DN-05



05-14

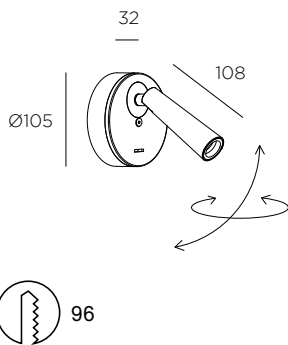


81-DN



14-05

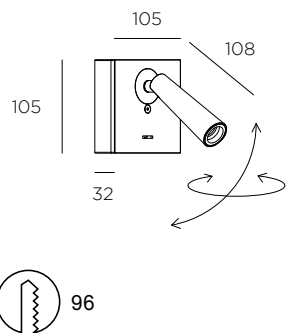
### TECHNICAL INFORMATION INFORMATIONS TECHNIQUES



BODY MAT		50000h	3				
AL		L80 B20	MacAdam	180°	90°		ON-OFF

LED							
K	CRI	W	W Total	Real Lm	Code		
2700	90	2,2	3,5	137	05-6421 -	14 05 81 DN	14 05 81 DN
		100-277V 50-60Hz					

Dual, recessed or surface installation / Double installation : encastrée ou de surface



BODY MAT		50000h	3			
AL		L80 B20	MacAdam	90°	180°	

LED							
K	CRI	W	W Total	Real Lm	Code		
2700	90	2,2	3,5	137	05-6420 -	14 05 81 DN	14 05 81 DN
		100-277V 50-60Hz					

Dual, recessed or surface installation / Double installation : encastrée ou de surface

# Gamma Mini

JOSEP PATSÍ, 2020

WALL LIGHT FAMILY P. 302 / P. 305 / P. 306 / P. 308 / P. 324,  
TABLE LAMPS P. 376, FLOOR LAMPS P. 412  
FAMILLE APPLIQUE P. 302 / P. 305 / P. 306 / P. 308 / P. 324,  
LAMPES DE TABLE P. 376, LAMPADAIRES P. 412



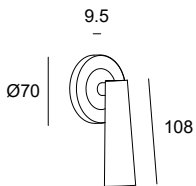
**Directable light point**  
Point lumineux orientable

**Multiple finish combinations**  
Nombreuses combinaisons de finitions



## TECHNICAL INFORMATION INFORMATIONS TECHNIQUES

BODY MAT		50000h	3			
AL		L80 B20	MacAdam	90°	180°	ON-OFF



LED								
K	CRI	W	W Total	Real Lm	Code			
2700	90	2,2	3,6	137	05-6428 -	14	14	
						05	05	
						81	81	
						DN	DN	

	100-240V	50-60Hz
--	----------	---------

# Gamma USB

JOSEP PATSÍ, 2020

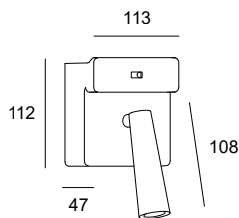
WALL LIGHT FAMILY P. 302 / P. 305 / P. 306 / P. 308 / P. 324,  
TABLE LAMPS P. 376, FLOOR LAMPS P. 412  
FAMILLE APPLIQUE P. 302 / P. 305 / P. 306 / P. 308 / P. 324,  
LAMPES DE TABLE P. 376, LAMPADAIRES P. 412



USB port for charging electronic devices  
Port de charge USB d'appareils électroniques

## TECHNICAL INFORMATION INFORMATIONS TECHNIQUES

BODY MAT AL		50000h L80 B20	3 MacAdam	 180°	 90°			
----------------	--	-------------------	--------------	----------	---------	--	--	--



LED						
K	CRI	W	W Total	Real Lm	Code	Finishing
2700	80	2,2	3,5	137	05 - 05 14 - 14 81 - 81	● ○ ●
		100-240V		50-60Hz		

# Gamma SR

JOSEP PATSÍ, 2021

WALL LIGHT FAMILY P. 302 / P. 304 / P. 305 / P. 308 / P. 324,  
TABLE LAMPS P. 376, FLOOR LAMPS P. 412  
FAMILLE APPLIQUE P. 302 / P. 304 / P. 305 / P. 308 / P. 324,  
LAMPES DE TABLE P. 376, LAMPADAIRES P. 412





## INTEGRATION WITHIN THE SPACE

Gamma SR is the collection's super-recessed version, with an almost fully recessed reading lamp embedded within the head to facilitate its integration within the space.

## INTÉGRATION DANS L'ESPACE

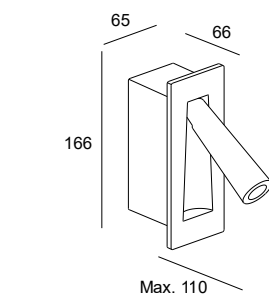
Gamma SR est la version Super Recessed de la collection, avec la liseuse pratiquement encastrée, très intégrée dans la tête de lit pour faciliter son intégration dans l'espace.

## TECHNICAL INFORMATION INFORMATIONS TECHNIQUES

Watch Video  
Voir la vidéo



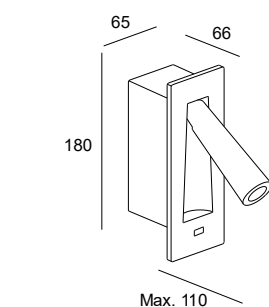
BODY MAT ABS, ST, AL		50000h L80 B20	3 MacAdam				
-------------------------	--	-------------------	--------------	--	--	--	--



LED							
K	CRI	W	W Total	Real Lm	Code	Finishing	
2700	90	2.1	3,2	137	05-8397 -	05 - 05	
						14 - 14	
						81 - 81	
						DN - DN	

100-277V 50-60Hz

	BODY MAT AL		50000h L80 B20	3 MacAdam					
--	----------------	--	-------------------	--------------	--	--	--	--	--



LED							
K	CRI	W	W Total	Real Lm	Code	Finishing	
2700	90	2,1	3,2	137	05-8507 -	05 - 05	
						14 - 14	
						81 - 81	
						DN - DN	

100-240V 50-60Hz

# Gamma Extend

JOSEP PATSÍ, 2021

WALL LIGHT FAMILY P. 302 / P. 304 / P. 305 / P. 306 / P. 324,  
TABLE LAMPS P. 376, FLOOR LAMPS P. 412  
FAMILLE APPLIQUE P. 302 / P. 304 / P. 305 / P. 306 / P. 324,  
LAMPES DE TABLE P. 376, LAMPADAIRES P. 412





180° mobile casing  
Corps mobile à 180°

ELEGANCE AND PRECISION

Gamma Extend upholds the collection's essence while presenting a precisely moulded silhouette with a perfect finish in every option available.

ÉLÉGANCE ET PRÉCISION

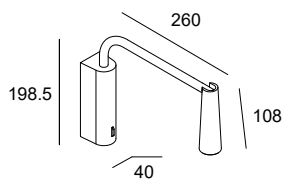
Conservant toute l'essence de la collection, Gamma Extend arbore une silhouette moulée avec précision et une finition parfaite dans toutes ses variantes.

TECHNICAL INFORMATION  
INFORMATIONS TECHNIQUES

Watch Video  
Voir la vidéo



BODY MAT AL		50000h L80 B20	3 MacAdam	 180°	 90°		
----------------	--	-------------------	--------------	----------	---------	--	--



LED							
K	CRI	W	W Total	Real Lm	Code	Finishing	
2700	90	2.1	3,2	137	05 - 05 14 - 14 81 - 81 DN - DN	●	○
100-277V		50-60Hz					

# Lire

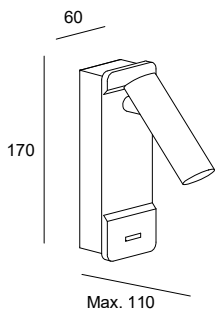
NAHTRANG STUDIO, 2017



Classic reading light with integrated light switch  
Liseuse classique avec interrupteur d'allumage intégré

## TECHNICAL INFORMATION INFORMATIONS TECHNIQUES

BODY MAT AL		50000h L80 B20	3 MacAdam	 0° a 90°	 355°		
----------------	--	-------------------	--------------	--------------	----------	--	--



LED						
K	CRI	W	W Total	Real Lm	Code	Finishing
2700	80	2,2	3,5	125	05-6024 - 81 - 81	
100-277V		50-60Hz				







# Radar

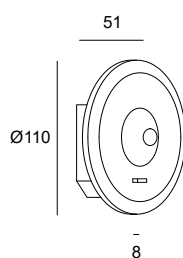





Efficacy in a minimal reading light point  
Efficacité en un point lumineux réduit à sa plus simple expression



## TECHNICAL INFORMATION INFORMATIONS TECHNIQUES

BODY MAT AL	DIF MAT PMMA		50000h L80 B20	2 MacAdam	 360°		 ON-OFF
----------------	-----------------	---	-------------------	--------------	---	---	---




LED							
K	CRI	W	W Total	Real Lm	Code	Finishing	
3000	80	3,2	4,5	50	05-6488 - 14 - 14 60 - 60		
 ON-OFF		100-277V	50-60Hz				

---

# Simply

JOSEP PATSÍ, 2020

CEILING LIGHT FAMILY P. 236, TABLE LAMPS P. 379  
FAMILLE PLAFONNIER P. 236, LAMPES DE TABLE P. 379



---

EFFICACY IN THE SIMPLEST FORM

EFFICACITÉ RÉDUITE À SA PLUS SIMPLE EXPRESSION

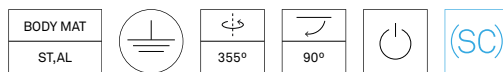
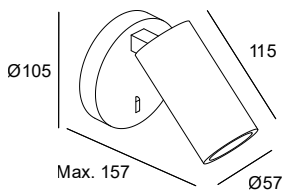
Simply offers maximum functionality alongside minimal expression. This series has been devised to stand the test of time and light up any room, whatever its style.

Simply est une collection qui offre un maximum de fonctionnalité avec un minimum d'expression. Cette série est conçue pour durer dans le temps et illuminer n'importe quelle pièce, quel que soit son style.



Directable light point  
Point lumineux orientable

TECHNICAL INFORMATION  
INFORMATIONS TECHNIQUES



GU10		
<b>W</b>	<b>Code</b>	<b>Finishing</b>
max. 7	05-7982 - 05 - 05 14 - 14	● ○

<b>Not included / Non inclus</b>
Honeycomb panel Panneau en nid d'abeille

<b>Smart Compatible accs. / Acc. Smart Compatible</b>
71-8220-00-00 GU10 TW Light For Life WIFI

# Stylus

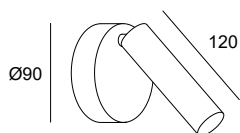
PENDANT FAMILY P. 188, CEILING FIXTURES P. 238  
 FAMILLE SUSPENSION P. 188, PLAFONNIERS P. 238

SUBTLETY AND HARMONY  
 SUBTILITÉ ET HARMONIE



TECHNICAL INFORMATION  
 INFORMATIONS TECHNIQUES

BODY MAT	DIF MAT		50000h	3				
AL	PC		L80 B20	MacAdam	355°	0° a 90°		



LED							
K	CRI	W	W Total	Real Lm	Code	Finishing	
3000	90	3.4	4.5	276	05-6193 - 05 - 05 14 - 14	● ○	
100-240V		50-60Hz					

# Pipe

FAMILIA COLGANTE P. 210, PLAFONES P. 239  
GAMA SUSPENSOES P. 210, PLAFONS P. 239



## STYLE AND CHARACTER STYLE ET CARACTÈRE

### Standard combinations Combinaisons Standard



05-23



14-05



DL-DL\*

Possibility of other combinations by rings not included.  
Possibilité d'autres combinaisons par anneaux non inclus.



05-05



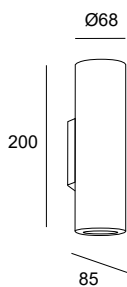
14-14



DL-DL\*

## TECHNICAL INFORMATION INFORMATIONS TECHNIQUES

BODY MAT
ST,AL



GU10	W Total	Code	Finishing
	max. 50	05 - 05* 05-2759 - 14 - 05 DL - DL*	●●* ○● ●●*

Not included / Non inclus	
Black ring Anneau noir	71-0073-05-05
White ring Anneau blanc	71-0073-14-14
Gold ring Anneau doré	71-0073-DL-DL*

Smart Compatible accs. / Acc. Smart Compatible
71-8220-00-00 GU10 TW Light For Life WIFI

\*Please contact our sales team for conditions and delivery times.

Consultez notre équipe commerciale pour connaître les conditions et les délais de livraison.

# Funk

ÀLEX&MANEL LLUSCÀ, 2015

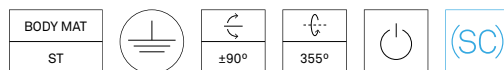
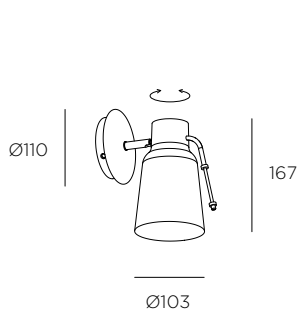
TABLE LAMP FAMILY P. 373, FLOOR LAMPS P. 414  
FAMILLE LAMPE À POSER P. 373, LAMPADAIRES P. 414



With its own personality, Funk's organic design is beautifully complemented by a braided textile detail on the pole.

Doté d'une personnalité propre, Funk arbore un design organique complété par un détail en textile tressé qui recouvre la tige.

## TECHNICAL INFORMATION INFORMATIONS TECHNIQUES



E27		
<b>W Total</b> max. 40	<b>Code</b> 05-4755 - CI - 23	<b>Finishing</b> ●

<b>Smart Compatible accs. / Acc. Smart Compatible</b>	
71-8219-00-00	E27 RGBW Light For Life WIFI
71-A697-00-00	E27 TW Casambi

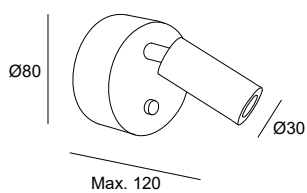
# Ivy



Directable light point  
Point lumineux orientable

## TECHNICAL INFORMATION INFORMATIONS TECHNIQUES

BODY MAT ST		50000h L80 B20	3 MacAdam				
	0° a 90°			355°			



LED						
K	CRI	W	W Total	Real Lm	Code	Finishing
3000	80	2,2	3,5	112	05-2706 - 81 - 81	
100-240V		50-60Hz				

Dual, recessed or surface installation / Double installation : encastrée ou de surface

---

# Bed



---

DIRECTABLE POLE

BRAS FLEXIBLE ORIENTABLE

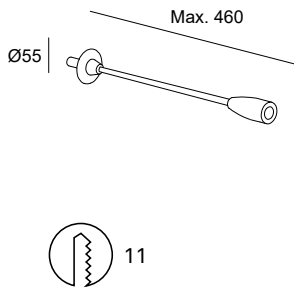
With a round, rectangular or recessed box, Bed comes in different finishes to adapt to each project with the same flexibility as its adjustable pole.

Doté d'un boîtier rond, rectangulaire ou encastré, Bed est proposé en différentes finitions pour s'adapter à chaque projet avec la même élasticité que celle de son bras flexible orientable.



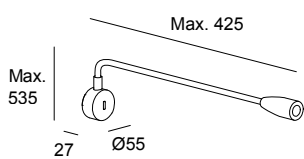


## TECHNICAL INFORMATION INFORMATIONS TECHNIQUES



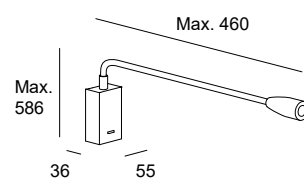
BODY MAT		50000h	3
AL		L80 B20	MacAdam

LED						
K	CRI	W	W Total	Real Lm	Code	Finishing
3000	90	2.1	3.5	115	05-8402 - 81 - 81	
100-240V		50-60Hz				



BODY MAT		50000h	3		
AL		L80 B20	MacAdam		ON-OFF

LED						
K	CRI	W	W Total	Real Lm	Code	Finishing
3000	80	2,2	3,5	127	05 - 05 05-2830 - 34 - 34 81 - 81	  
100-277V		50-60Hz				



BODY MAT		50000h	3		
AL		L80 B20	MacAdam		ON-OFF

LED						
K	CRI	W	W Total	Real Lm	Code	Finishing
3000	90	2,2	3.5	115	05 - 05 05-2831 - 34 - 34 81 - 81	  
100-277V		50-60Hz				

# Link

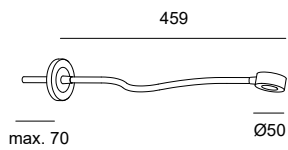
JOSEP PATSÍ, 2019



Touch dimming option on the head  
Option de gradation tactile sur la tête

## TECHNICAL INFORMATION INFORMATIONS TECHNIQUES

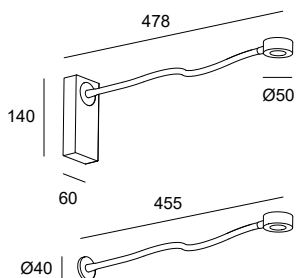
BODY MAT		50000h	3				
AL		L80 B20	MacAdam	±180°	±180°	DIM	TOUCH



LED							
K	CRI	W	W Total	Real Lm	Code	Finishing	
2700	80	2,1	4	121	05-7367 - 05 - 05 14 - 14	● ○	
100-240V		50-60Hz					



BODY MAT		50000h	3				
AL		L80 B20	MacAdam	±180°	±180°	DIM	TOUCH



LED							
K	CRI	W	W Total	Real Lm	Code	Finishing	
2700	80	2,1	4	121	05-7366 - 05 - 05 14 - 14	● ○	
100-240V		50-60Hz					

Dual, recessed or surface installation / Double installation : encastrée ou de surface

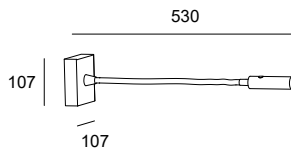
# Tip



Maximum comfort and efficiency  
in a classic flexible wall light with  
a timeless design  
Maximum de confort et d'efficacité  
dans une applique flexo classique  
au design intemporel

## TECHNICAL INFORMATION INFORMATIONS TECHNIQUES

BODY MAT AL		50000h L80 B20	3 MacAdam	 ±180°	 ±180°		
----------------	--	-------------------	--------------	-----------	-----------	--	--



LED							
K	CRI	W	W Total	Real Lm	Code	Finishing	
3000	80	2,2	4,2	175	05-5296 - DN - DN 81 - 81		
100-240V		50-60Hz					

Dual, recessed or surface installation / Double installation : encastrée ou de surface

---

# Hall Slim Screen

NAHTRANG STUDIO, 2022

WALL LIGHT FAMILY P. 300  
FAMILLE APPLIQUE P. 300X



---

MODERN PROFILE

PROFIL CONTEMPORAIN

Hall Slim is a new addition to the catalogue that represents modernity with its square-line silhouette, which can be installed with or without a lampshade.

Hall Slim est une nouveauté du catalogue de style contemporain dotée d'un profil aux lignes carrées que l'on peut installer avec ou sans abat-jour.

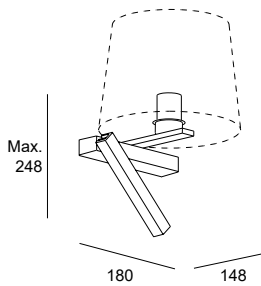


Directable reading light  
Liseuse orientable



Different lampshade styles available  
Différents modèles d'abat-jour disponibles

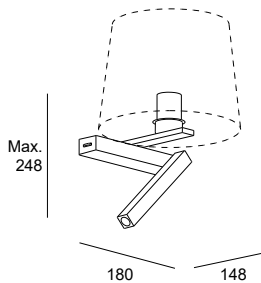
TECHNICAL INFORMATION  
INFORMATIONS TECHNIQUES



<b>NEW</b>	BODY MAT AL		50000h L80 B20	3 MacAdam					
------------	----------------	--	-------------------	--------------	--	--	--	--	--

E27+LED									
	K	CRI	W	W Total	Real Lm	Code		Finishing	
LED E27	2700	90	max. 15	3,5 max. 15	150	05 05-8512 - 14 - 82 +PAN DN		  	
		100-240V		50-60Hz					

<b>Smart Compatible accs. / Acc. Smart Compatible</b>	
71-8219-00-00	E27 RGBW Light For Life WIFI
71-A697-00-00	E27 TW Casambi



<b>NEW</b>	BODY MAT AL		50000h L80 B20	3 MacAdam					
------------	----------------	--	-------------------	--------------	--	--	--	--	--

E27+LED									
	K	CRI	W	W Total	Real Lm	Code		Finishing	
LED E27	2700	90	max. 15	3,5 max. 15	150	05 05-8511 - 14 - 82 +PAN DN		  	
		100-240V		50-60Hz					

<b>Smart Compatible accs. / Acc. Smart Compatible</b>	
71-8219-00-00	E27 RGBW Light For Life WIFI
71-A697-00-00	E27 TW Casambi

Accessories not included but required  
Accessoires non inclus et nécessaires

	<b>Code</b>	<b>Finishing</b>
	71-8510 - 14 - BY - M1	 

# Gamma

JOSEP PATSÍ, 2018

WALL LIGHT FAMILY P. 302 / P. 304 / P. 305 / P. 306 / P. 308,  
TABLE LAMPS P. 376, FLOOR LAMPS P. 412  
FAMILLE APPLIQUE P. 302 / P. 304 / P. 305 / P. 306 / P. 308,  
LAMPES DE TABLE P. 376, LAMPADAIRES P. 412



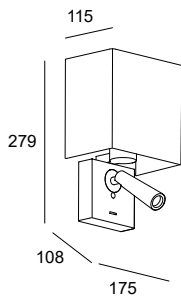
Directable light point  
Point lumineux orientable



Square and round lampshade options  
Option d'abat-jour carré ou rond

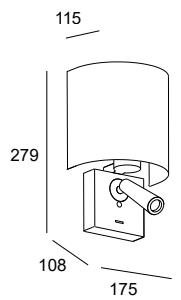
TECHNICAL INFORMATION  
INFORMATIONS TECHNIQUES

BODY MAT	DIF MAT		50000h	3				
AL	TEX		L80 B20	MacAdam	90°	180°		ON-OFF



E27+LED						
	K	CRI	W	Real Lm	Code	Finishing
LED E27	2700	80	2,2 max. 60	137	05-6422 - 14 81 - 14	
	100-277V	50-60Hz				

BODY MAT	DIF MAT		50000h	3				
AL	TEX		L80 B20	MacAdam	90°	180°		ON-OFF



E27+LED						
	K	CRI	W	Real Lm	Code	Finishing
LED E27	2700	80	2,2 max. 60	137	05-6423 - 14 81 - 14	
	100-277V	50-60Hz				

---

# Screen

ÀLEX&MANEL LLUSCÀ, 2020



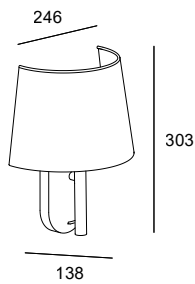




Comes with or without USB port  
for charging electronic devices  
Option avec ou sans port USB pour la  
recharge de dispositifs électroniques

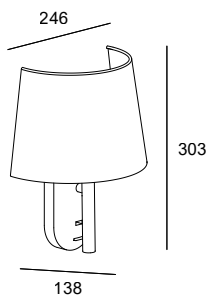
TECHNICAL INFORMATION  
INFORMATIONS TECHNIQUES

BODY MAT AL	DIF MAT PL / ABS	DIF MAT TEX		50000h L80 B20	3 MacAdam	 90°	 355°		
----------------	---------------------	----------------	--	-------------------	--------------	---------	----------	--	--



E27+LED							
	K	CRI	W	W Total	Real Lm	Code	Finishing
LED E27	2700	80	2,2 max. 60	64	106	05-7976 - 81 - EL	
	100-277V	50-60Hz					

BODY MAT AL	DIF MAT PL / ABS	DIF MAT TEX		50000h L80 B20	3 MacAdam	 90°	 355°			
----------------	---------------------	----------------	--	-------------------	--------------	---------	----------	--	--	--



E27+LED							
	K	CRI	W	W Total	Real Lm	Code	Finishing
LED E27	2700	80	2,2 max. 60	65	106	05-7975 - 81 - EL	
	100-240V	50-60Hz					

---

# Read Me

FRANCESC VILARÓ, 2019




---

CLASSIC AND TIMELESS

Read me is an original reinterpretation of the classic headboard lamp with a contemporary, functional design. With a single light point, you can choose between mood lighting and a reading light by directing the beam towards the lampshade or towards the bed.

CLASSIQUE ET INTEMPOREL

Read me est une réinterprétation originale du classique modèle de tête de lit au design contemporain et fonctionnel. À l'aide d'un seul point lumineux, on obtient un éclairage d'ambiance ou de lecture, selon que l'on dirige le faisceau vers l'abat-jour ou vers le lit.



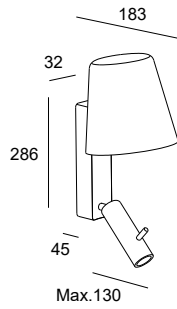
Directable light point  
Point lumineux orientable



Methacrylate shade  
Abat-jour en méthacrylate

TECHNICAL INFORMATION  
INFORMATIONS TECHNIQUES

BODY MAT	DIF MAT		50000h	2				
AL	PMMA		L80 B20	MacAdam	90°	180°	ON-OFF	



LED							
K	CRI	W	W Total	Real Lm	Code	Finishing	
3000	80	4,8	6,5	388	05-7587 - 14 - 81 - M3		
		100-240V		50-60Hz			

Included / Inclus	
Silver switch Bouton argenté	05-7587-14-M3
Golden switch Bouton doré	05-7587-14-M3
White switch Bouton blanc	05-7587-14-M3

# Clip

NAHTRANG STUDIO, 2022

TABLE LAMP FAMILY P. 390, FLOOR LAMPS P. 422  
FAMILLE LAMPE À POSER P. 390, LAMPADAIRES P. 422





LED and E27 option  
Option LED et E27



Switch on the base  
Interrupteur sur  
le socle



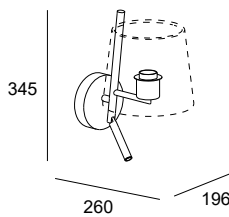
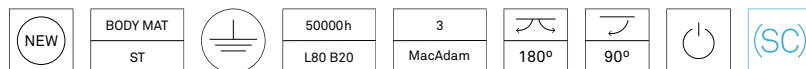
## STYLE AND PURITY

Style, purity and comfort combine in this new addition to the catalogue that comes with a family of wall, table and floor lamps. With the choice of a white or black lampshade, the Clip wall light has its own personality thanks to the strategic continuation of its pole in the profile of the wall and a special invisible hinge, which integrates like no other shade fixture into its structure.

## STYLE ET PURETÉ

Style, pureté et confort s'allient dans cette nouveauté du catalogue, qui se présente sous forme de famille d'appliques, de lampes à poser et de lampadaires. Clip se distingue par la sensation de mouvement statique véhiculée par le design de la tige légèrement inclinée vers l'avant, ainsi que par le détail de la fixation de l'abat-jour, avec double ouverture de la tige. Un diffuseur stratégiquement positionné dans la partie supérieure vient compléter ce modèle pour assurer un éclairage homogène d'une qualité irréprochable.

## TECHNICAL INFORMATION INFORMATIONS TECHNIQUES



LED + E27							
	K	CRI	W	W Total	Real Lm	Code	Finishing
LED E27	2700	90	2,1 max. 15	18,2	53	05-8540 - 05 - 82 +PAN	●
100-277V		50-60Hz					

Smart Compatible accs. / Acc. Smart Compatible	
71-8219-00-00	E27 RGBW Light For Life WIFI
71-A697-00-00	E27 TW Casambi


Accessories not included but required  
Accessoires non inclus et nécessaires

	Code	Finishing
	PAN-232 - 05 14	● ○

# Metrica

NAHTRANG STUDIO, 2021

TABLE LAMP FAMILY P. 392, FLOOR LAMPS P. 424  
FAMILLE LAMPE À POSER P. 392, LAMPADAIRES P. 424



A CLASSIC WITH MULTIPLE OPTIONS




The versatility in a shaded wall light is highly appreciated. Metrica is available with or without a reading light point and the option of choosing between standard and lamp.

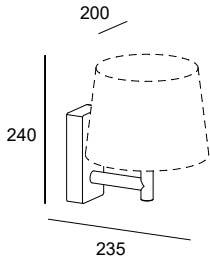
UN CLASSIQUE AUX NOMBREUSES OPTIONS




Dans une applique à abat-jour, la polyvalence est un atout très apprécié. Metrica est proposé avec ou sans liseuse, en option Standard ou Flexo au choix.







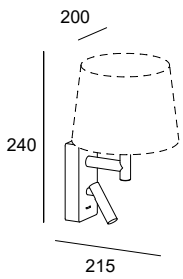
TECHNICAL INFORMATION  
INFORMATIONS TECHNIQUES




BODY MAT	DIF MAT			
ST,AL	TEX			



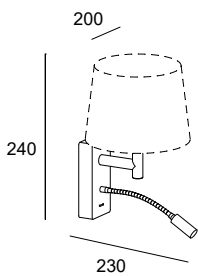
E27							
W	W Total		Code		Finishing		
60	60		05-8399 - 05 81 - 82 +PAN		 		
 100-240V		50-60Hz					




BODY MAT	DIF MAT		50000h	3			
ST,AL	TEX		L80 B20	MacAdam			



E27+LED							
	K	CRI	W	W Total	Real Lm	Code	Finishing
LED E27	2700	90	2,1 max. 60	63,5	137	05-8400 - 05 81 - 82 +PAN	 
 100-277V		50-60Hz					

BODY MAT	DIF MAT		50000h	3				
ST,AL	TEX		L80 B20	MacAdam				

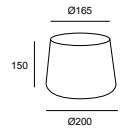





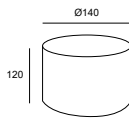


E27+LED							
	K	CRI	W	W Total	Real Lm	Code	Finishing
LED E27	2700	90	2,1 max. 60	63,5	137	05-8401 - 05 81 - 82+PAN	 
 100-277V		50-60Hz					

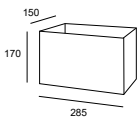




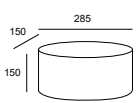


TECHNICAL INFORMATION  
INFORMATIONS TECHNIQUES

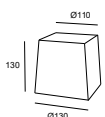


**Common accessories not included but required**  
Accessoires Communs non inclus et nécessaires

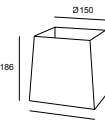


	<b>Code</b>	<b>Finishing</b>
	PAN-157 - 05 14 BY	  

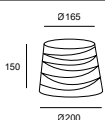


	<b>Code</b>	<b>Finishing</b>
	PAN-175 - 14 BY	 

	<b>Code</b>	<b>Finishing</b>
	PAN-176 - 14 BY	 

	<b>Code</b>	<b>Finishing</b>
	PAN-177 - 14 BY	 

	<b>Code</b>	<b>Finishing</b>
	PAN-178 - 14 BY	 

	<b>Code</b>	<b>Finishing</b>
	PAN-179 - 14 BY	 

	<b>Code</b>	<b>Finishing</b>
	PAN-219-05 - 05 14	 

# Bali

ÀLEX&MANEL LLUSCÀ, 2014

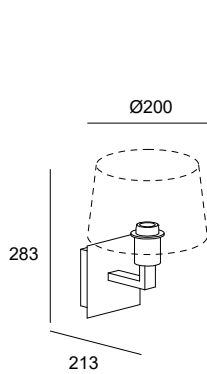


Timeless beauty  
Beauté intemporelle



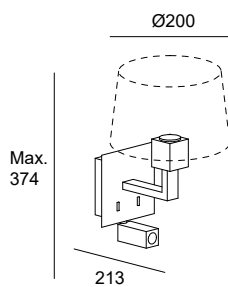
Option of shade with reading light  
Option abat-jour avec liseuse

TECHNICAL INFORMATION  
INFORMATIONS TECHNIQUES



BODY MAT	DIF MAT		(SC)
ST,AL	TEX		

<b>E27</b>		
<b>W Total</b>	<b>Code</b>	<b>Finishing</b>
max. 60	05-3217 - 81 - 82 +PAN	



BODY MAT	DIF MAT		50000h	3				
ST,AL	TEX		L80 B20	MacAdam	0° a 90°	355°	x2	ON-OFF

<b>LED CREE + E27</b>						
	<b>K</b>	<b>CRI</b>	<b>W</b>	<b>Real Lm</b>	<b>Code</b>	<b>Finishing</b>
LED E27	3000	80	2,2	125	05-3218 - 81 - 82 +PAN	
			max. 60			
	100-240V	50-60Hz				

Common accessories not included but required  
Accessoires Communs non inclus et nécessaires

	<b>Code</b>	<b>Finishing</b>
	PAN-157 - 14 BY	 

	<b>Code</b>	<b>Finishing</b>
	PAN-175 - 14 BY	 

	<b>Code</b>	<b>Finishing</b>
	PAN-176 - 14 BY	 

	<b>Code</b>	<b>Finishing</b>
	PAN-177 - 14 BY	 

	<b>Code</b>	<b>Finishing</b>
	PAN-178 - 14 BY	 

	<b>Code</b>	<b>Finishing</b>
	PAN-179 - 14 BY	 

	<b>Code</b>	<b>Finishing</b>
	PAN-219 - 05 14	 

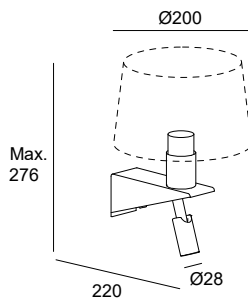
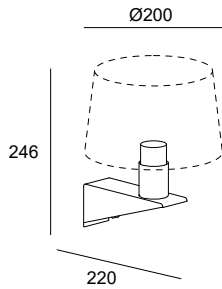
---

# Gloss

ÀLEX&MANEL LLUSCÀ, 2014



TECHNICAL INFORMATION  
INFORMATIONS TECHNIQUES



BODY MAT	DIF MAT		
ST	TEX		

<b>E27</b>			
<b>W</b>	<b>Code</b>	<b>Finishing</b>	
max. 60	05-2755 - 81 - 21 +PAN		

<b>Smart Compatible accs. / Acc. Smart Compatible</b>
71-8219-00-00 E27 RGBW Light For Life Wifi

BODY MAT	DIF MAT		50000h	2				
ST	TEX		L80 B20	MacAdam	0° a 90°	355°	x2	ON-OFF

<b>LED + E27</b>								
	<b>K</b>	<b>CRI</b>	<b>W</b>	<b>Real Lm</b>	<b>Code</b>	<b>Finishing</b>		
LED	3000	80	2,2	127	05-2756 - 81 - 21 +PAN			
E27			max. 60					
		100-240V				50-60Hz		

Common accessories not included but required  
Accessoires Communs non inclus et nécessaires

	<b>Code</b>	<b>Finishing</b>
	PAN-157 - 14 BY	 

	<b>Code</b>	<b>Finishing</b>
	PAN-175 - 14 BY	 

	<b>Code</b>	<b>Finishing</b>
	PAN-176 - 14 BY	 

	<b>Code</b>	<b>Finishing</b>
	PAN-177 - 14 BY	 

	<b>Code</b>	<b>Finishing</b>
	PAN-178 - 14 BY	 

	<b>Code</b>	<b>Finishing</b>
	PAN-179 - 14 BY	 

	<b>Code</b>	<b>Finishing</b>
	PAN-219-05 - 05 14	 

---

# Room

JOSEP PATSÍ, 2019



---

ELEGANCE AND PRACTICALITY

Available in white and nickel as a standard option or gold and black upon request, the wall light base allows you to combine up to four figures to list hotel rooms simply and elegantly, creating a warm and welcoming light effect.

ÉLÉGANCE ET FONCTIONNALITÉ

Disponible en coloris blanc et nickel en version standard, ainsi qu'en or et noir sur demande, le socle de l'applique permet de combiner jusqu'à quatre chiffres pour numérotter les chambres d'hôtel en toute simplicité et élégance, avec un effet lumineux chaleureux et accueillant.



14-14



81-81



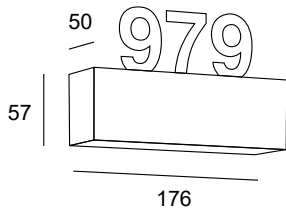
60-60\*



DL-DL\*

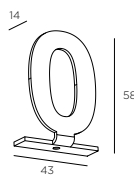
## TECHNICAL INFORMATION INFORMATIONS TECHNIQUES

BODY MAT	DIF MAT		50000h	3	
AL	PMMA		L80 B20	MacAdam	ON-OFF



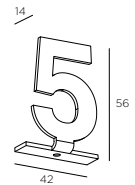
LED						
K	CRI	W	W Total	Real Lm	Code	Finishing
3000	80	8.1	9.6	583	05-7370 -	14 - 14 81 - 81 60 - 60 * DL - DL *

100-240V 50-60Hz



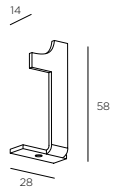
71-7370 -	14 - 14 81 - 81 60 - 60 * DL - DL *
-----------	--

x 5u.



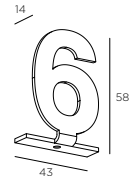
71-7375 -	14 - 14 81 - 81 60 - 60 * DL - DL *
-----------	--

x 5u.



71-7371 -	14 - 14 81 - 81 60 - 60 * DL - DL *
-----------	--

x 5u.



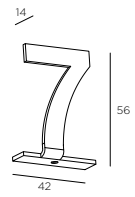
71-7376 -	14 - 14 81 - 81 60 - 60 * DL - DL *
-----------	--

x 5u.



71-7372 -	14 - 14 81 - 81 60 - 60 * DL - DL *
-----------	--

x 5u.



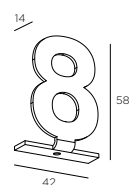
71-7377 -	14 - 14 81 - 81 60 - 60 * DL - DL *
-----------	--

x 5u.



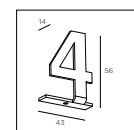
71-7373 -	14 - 14 81 - 81 60 - 60 * DL - DL *
-----------	--

x 5u.




71-7378 -	14 - 14 81 - 81 60 - 60 * DL - DL *
-----------	--

x 5u.



71-7374 -	14 - 14 81 - 81 60 - 60 * DL - DL *
-----------	--

x 5u.



71-7379 -	14 - 14 81 - 81 60 - 60 * DL - DL *
-----------	--


x 5u.

\*Please contact our sales team for conditions and delivery times.

Consultez notre équipe commerciale pour connaître les conditions et les délais de livraison.

# Prime

JOSEP PATSÍ, 2017

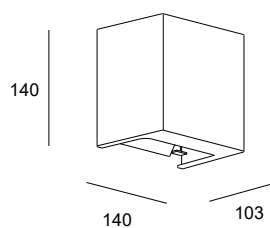



Its simple, easily adaptable design make this a basic, essential piece for any project. With double emission output, it stands out for the quality and strength of its light.

C'est un modèle de base nécessaire dans tout projet d'intérieur grâce à sa géométrie simple et à sa facilité d'intégration dans n'importe quel espace. Il se distingue par la qualité et la puissance de la lumière, avec une double émission d'éclairage.

## TECHNICAL INFORMATION INFORMATIONS TECHNIQUES

BODY MAT		50000h	3
AL		L80 B20	MacAdam



LED						
K	CRI	W	W Total	Real Lm	Code	Finishing
3000	80	40	40	2007	05-5956 - BW - BW	○
 220-240V		50-60Hz				



# Bend

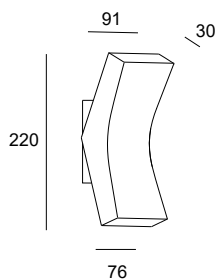
BENEDITO DESIGN, 2014





With forceful straight lines, this front-facing wall lamp is focused in the centre and expands outwards to increase the dimensions of the two windows at the sides. The inclination of these windows controls the distribution of the light halo to give it a strong personality.

Aux formes linéaires et contondantes, cette applique frontale se tient au centre et s'élargit vers les limites pour augmenter la taille des deux fenêtres situées aux extrémités. L'inclinaison de celles-ci oriente la diffusion du halo lumineux en lui donnant une forte personnalité.

## TECHNICAL INFORMATION INFORMATIONS TECHNIQUES




BODY MAT	DIF MAT		50000h	2
AL	PMMA		L80 B20	MacAdam

LED						
K	CRI	W	W Total	Real Lm	Code	Finishing
3000	80	9	10	239	05-4394 - AH - M1	
 100-240V		50-60Hz				

---

# Kub



---

MODULAR LIGHT WITH MULTIPLE EFFECTS

Simple and playful, Kub includes an accessory that allows the light to be adjusted, creating a fun game of effects in the two directions of its light source, upper and lower.

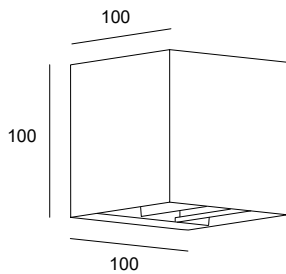
LUMIÈRE MODULAIRE À EFFETS MULTIPLES

Simple et ludique, Kub intègre un accessoire qui permet de moduler la lumière, créant un jeu d'effets amusant dans les deux directions de son émission lumineuse, vers le haut et vers le bas.



TECHNICAL INFORMATION  
INFORMATIONS TECHNIQUES

BODY MAT		50000h	3	
AL		L80 B20	MacAdam	ON-OFF



LED						
K	CRI	W	W Total	Real Lm	Code	Finishing
3000	80	4.3	5.7	271	05-3220 -	<ul style="list-style-type: none"> <li>14 - 14 </li> <li>34 - 34 </li> <li>60 - 60 </li> <li>DL - DL </li> </ul>
<b>05-3220</b>		ON-OFF				
<b>05-3220</b>		ON-OFF 100-240V 50-60Hz				

\*Please contact our sales team for conditions and delivery times.

Consultez notre équipe commerciale pour connaître les conditions et les délais de livraison.

---

# Fino

JOSEP PATSÍ, 2019



---

PERFECT ARCHITECTURAL INTEGRATION

PARFAITE INTÉGRATION ARCHITECTURALE

Elegance, technicality and sophistication with a design that is structured in straight lines and perfect angles

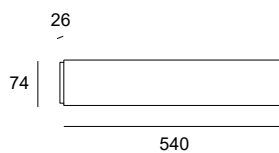
Élégance, technicité et sophistication alliées à un design qui repose sur des lignes droites et des angles parfaits.



Double light source  
Double émission lumineuse

TECHNICAL INFORMATION  
INFORMATIONS TECHNIQUES

BODY MAT	DIF MAT	50000h	3
AL	PMMA	L80 B20	MacAdam

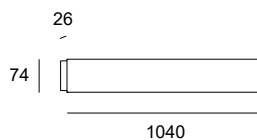


LED							
K	CRI	W	W Total	Real Lm	Code	Finishing	
2700	80	10.8	13.2	452	05-7573 - 14 - 14 60 - 60 DL - DL	○	●*
						○	●*
2700	80	10.8	13.2	452	05-7574 - 14 - 14 60 - 60 DL - DL	○	●*
						○	●*

	<b>05-7573</b>	ON-OFF	100-240V	50-60Hz	
	<b>05-7574</b>	1-10V	220-240V	50-60Hz	

BODY MAT	DIF MAT		50000h	3
AL	PMMA		L80 B20	MacAdam



LED							
K	CRI	W	W Total	Real Lm	Code	Finishing	
2700	80	21.6	24.6	905	05-7575 - 14 - 14 60 - 60 DL - DL	○	●*
						○	●*
2700	80	21.6	24.6	905	05-7576 - 14 - 14 60 - 60 DL - DL	○	●*
						○	●*


	<b>05-7575</b>	ON-OFF	220-240V	50-60Hz	
	<b>05-7576</b>	1-10V	220-240V	50-60Hz	

\*Please contact our sales team for conditions and delivery times.

Consultez notre équipe commerciale pour connaître les conditions et les délais de livraison.

# Duna

GEMMA BERNAL, 2017



WARM AND TIMELESS

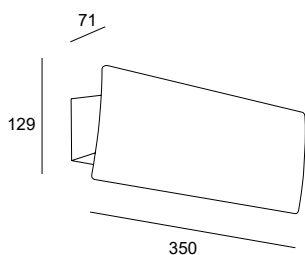
Available with an integrated Smart system, Duna discreetly and elegantly adapts to the space and is designed to offer an easy response to specific control and connectivity needs.

CHALEUREUX ET INTEMPOREL

Disponible avec système Smart intégré, Duna s'adapte à l'espace en toute discrétion et élégance. C'est une option idéale pour répondre facilement à des besoins de contrôle et de connectivité spécifiques.

## TECHNICAL INFORMATION INFORMATIONS TECHNIQUES

BODY MAT	DIF MAT		50000h	3	
AL	PMMA		L80 B20	MacAdam	



LED						
K	CRI	W	W Total	Real Lm	Code	Finishing
3000	80	30	34	2339	05-5964 - 14 DL - 60 - M1	* * *
3000	80	30	34	2339	05-5965 - 14 DL - 60 - M1	* * *
3000	80	30	32.5	2339	05-A000 - 14 DL - 60 - M1	* * *
3000	80	30	32.5	2339	05-A001 - 14 DL - 60 - M1	* * *

	05-5964	ON-OFF	100-240V	50-60Hz
	05-5965	PHASE CUT	220-240V	50-60Hz
	05-A000	LIGHT FOR LIFE	100-240V	50-60Hz
	05-A001	CASAMBI	220-240V	50-60Hz

\*Please contact our sales team for conditions and delivery times.

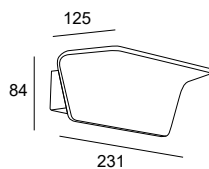
Consultez notre équipe commerciale pour connaître les conditions et les délais de livraison.

# Neu

SIMPLE AND FUNCTIONAL  
SIMPLE ET FONCTIONNEL



## TECHNICAL INFORMATION INFORMATIONS TECHNIQUES



BODY MAT	50000h	3	(SC)
AL	L80 B20	MacAdam	

LED						
K	CRI	W	W Total	Real Lm	Code	Finishing
3000	93	25.5	29	2342	<b>05-5936</b> <b>05-6069</b> - 14 - 14	○



**05-5936** ON-OFF 120-240V 50-60Hz


**05-6069** PHASE CUT 220-240V 50-60Hz



**Smart Compatible accs. / Acc. Smart Compatible**

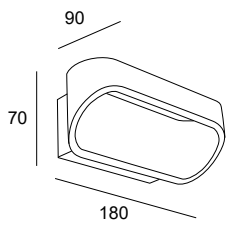
**71-5959-00-00** Dimmer Phase Cut Casambi

# Oval



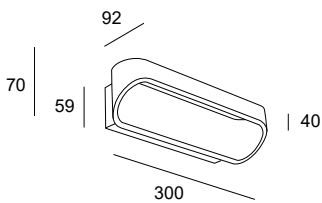
Less is more  
Moins, c'est plus

## TECHNICAL INFORMATION INFORMATIONS TECHNIQUES



BODY MAT ST,AL		50000h L80 B20	3 MacAdam	
-------------------	--	-------------------	--------------	--

LED						
K	CRI	W	W Total	Real Lm	Code	Finishing
3000	90	4.8	6.1	340	05-0070 - 14 - 14	○
100-240V		50-60Hz				



BODY MAT ST,AL		50000h L80 B20	3 MacAdam	
-------------------	--	-------------------	--------------	--

LED						
K	CRI	W	W Total	Real Lm	Code	Finishing
3000	90	9	11.2	877	05-2019 - 14 - 14 S2	○ ●
220-240V		50-60Hz				

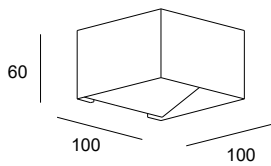


# Jet



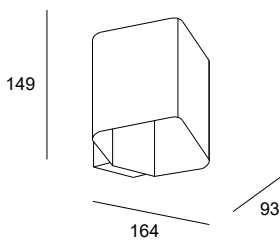
Accessory included to create a specific light effect  
 Accessoire fourni pour obtenir un effet lumineux particulier

## TECHNICAL INFORMATION INFORMATIONS TECHNIQUES



BODY MAT AL		50000h L80 B20	3 MacAdam	 ON-OFF
----------------	--	-------------------	--------------	------------

LED						
K	CRI	W	W Total	Real Lm	Code	Finishing
3000	90	4.5	6.5	337	05-0071 - 14 - 14	○
100-240V    50-60Hz						



BODY MAT AL		50000h L80 B20	3 MacAdam	 ON-OFF
----------------	--	-------------------	--------------	------------

LED						
K	CRI	W	W Total	Real Lm	Code	Finishing
3000	90	7.5	9.7	457	05-3980 - 14 - 14	○
100-240V    50-60Hz						

# Lia LED



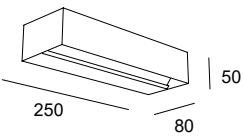
14-14



81-81

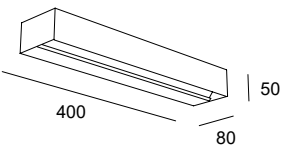
Essential wall light available in two sizes with a double light source  
 Applique essentielle en deux tailles à double émission

## TECHNICAL INFORMATION INFORMATIONS TECHNIQUES



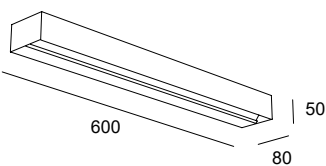
BODY MAT	DIF MAT		50000h	3	
ST	PC		L80 B20	MacAdam	ON-OFF

LED						
K	CRI	W	W Total	Real Lm	Code	Finishing
3000	80	6.7	8.8	544	05-2703 - 14 - 14 81 - 81	 
100-240V		50-60Hz				



BODY MAT	DIF MAT		50000h	3	
ST	PC		L80 B20	MacAdam	ON-OFF

LED						
K	CRI	W	W Total	Real Lm	Code	Finishing
3000	80	14.4	16.7	1019	05-2704 - 14 - 14 81 - 81	 
100-240V		50-60Hz				



BODY MAT	DIF MAT		50000h	3	
ST	PC		L80 B20	MacAdam	ON-OFF

LED						
K	CRI	W	W Total	Real Lm	Code	Finishing
3000	80	20.8	23.1	1635	05-2705 - 14 - 14 81 - 81	 
100-240V		50-60Hz				

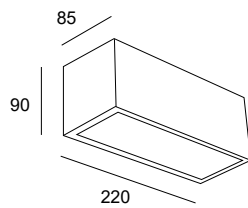
# Lia



BASIC AND FUNCTIONAL  
BASIQUE ET FONCTIONNEL

## TECHNICAL INFORMATION INFORMATIONS TECHNIQUES

BODY MAT	DIF MAT		IP	(SC)
AL	GLA		44	



E27 Max L160 mm / Ø 70mm			
<b>W</b>	<b>W Total</b>	<b>Code</b>	<b>Finishing</b>
max. 60	60	05-4401 - 14 - B8	○

<b>Smart Compatible accs. / Acc. Smart Compatible</b>	
71-8219-00-00	E27 RGBW Light For Life WIFI
71-A697-00-00	E27 TW Casambi

# Ges



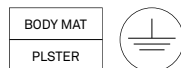
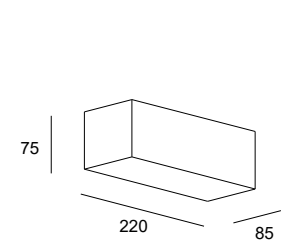
## GEOMETRIC EXPLORATION

Ges is a family of wall lights that explores the possibilities offered up by geometric shapes and the different light effects their silhouettes can generate.

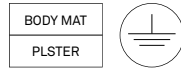
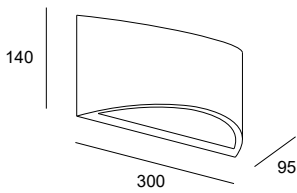
## EXPLORATION GÉOMÉTRIQUE

Ges est une famille d'appliques qui explore la possibilité des formes géométriques et des différents effets de lumière que ses silhouettes peuvent créer.

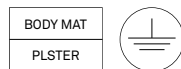
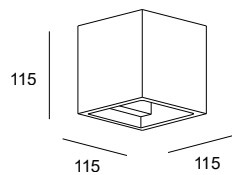
## TECHNICAL INFORMATION INFORMATIONS TECHNIQUES



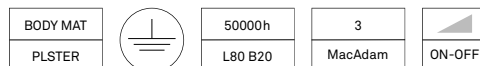
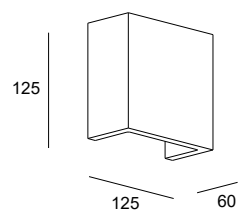
E14						
<b>W</b>			<b>Code</b>	<b>Finishing</b>		
max. 40			05-1793 - 14 - 14	○		



E14						
<b>W</b>			<b>Code</b>	<b>Finishing</b>		
max. 40			05-1796 - 14 - 14	○		



G9						
<b>W</b>			<b>Code</b>	<b>Finishing</b>		
max. 40			05-1794 - 14 - 14	○		



LED						
<b>K</b>	<b>CRI</b>	<b>W</b>	<b>W Total</b>	<b>Real Lm</b>	<b>Code</b>	<b>Finishing</b>
3000	80	4,4	5,2	93	05-1798 - 14 - 14	○
100-240V		50-60Hz				

# Ges Circular



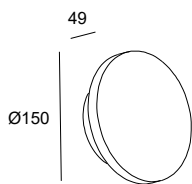
## THE PERFECTION OF THE CIRCLE

Ges represents the perfection of the circle in its simplest form. The circular light halo gives it an ethereal and warm effect at the same time.

## LA PERFECTION DU CERCLE

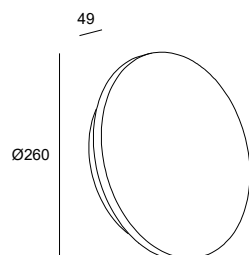
Ges représente la perfection du cercle réduite à sa plus simple expression. Le faisceau lumineux circulaire lui confère un effet à la fois aérien et chaleureux.

## TECHNICAL INFORMATION INFORMATIONS TECHNIQUES



BODY MAT	DIF MAT		50000h	3	
ST,PLSTER	ACR		L80 B20	MacAdam	ON-OFF

LED						
K	CRI	W	W Total	Real Lm	Code	Finishing
3000	80	3	4	386	05-7641 - 14 - 14	○
		100-277V 50-60Hz				



BODY MAT	DIF MAT		50000h	3	
ST,PLSTER	ACR		L80 B20	MacAdam	ON-OFF

LED						
K	CRI	W	W Total	Real Lm	Code	Finishing
3000	80	7.2	9.1	665	05-7642 - 14 - 14	○
		100-240V 50-60Hz				

---

# Table lamps

## Lampes de table

---

BIG	P. 364	H	P. 366	ILARGI	P. 358
-----	--------	---	--------	--------	--------

---

TUBS	P. 360	WOODY	P. 368
------	--------	-------	--------

### TABLE LAMPS WITH FLEXION LAMPES À POSER AVEC LISEUSE

---

ELVA	P. 377	E-LAMP	P. 374	FUNK	P. 373
------	--------	--------	--------	------	--------

---

GAMMA	P. 376	INVISIBLE	P. 370	NUDE	P. 380
-------	--------	-----------	--------	------	--------

N

---

ORGANIC	P. 372	QUEEN	P. 378	SIMPLY	P. 379
---------	--------	-------	--------	--------	--------

E

E

### TABLE LAMPS WITH SHADE LAMPES À POSER AVEC ABAT-JOUR

---

CLIP	P. 390	HALL	P. 388	METRICA	P. 392
------	--------	------	--------	---------	--------

N

---

PREMIUM	P. 386
---------	--------

PORTABLE TABLE LAMPS  
LAMPES À POSER PORTABLES

---

COCKTAIL

P. 394

# Ilargi

IRATZOKI LIZASO, 2018

PENDANT FAMILY P. 078  
FAMILLE SUSPENSION P. 078



## TIMELESS SOFTNESS

Ilargi, designed by the Basque studio Iratzoki Lizaso, is the perfect combination of warmth and timeless, functional design. Its traditionally blown glass is highly stylish, combining with solid hardwood. Its soft, pleasant light makes it perfect for residential use or public spaces, helping it to devise comfortable, natural settings.

## DOUCEUR INTEMPORELLE

Conçu par le studio basque Iratzoki Lizaso, Ilargi allie parfaitement chaleur et design fonctionnel intemporel. Associé à des finitions en bois noble massif, son verre soufflé à main levée dégage une présence très élégante. Sa lumière est douce et agréable, parfaite pour un usage résidentiel ou pour des espaces publics visant à créer des atmosphères confortables et naturelles.





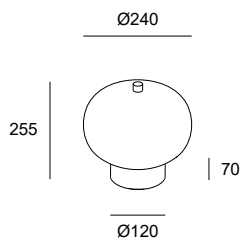
Two sizes  
Deux taille



Finishes in solid wood, natural and black  
Finitions en bois massif, naturel et noir

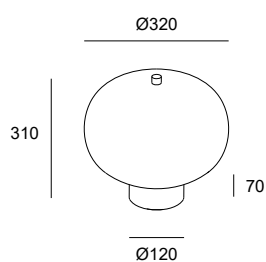
TECHNICAL INFORMATION  
INFORMATIONS TECHNIQUES

BODY MAT	DIF MAT		50000h	3		
WOOD	GLA		L80 B20	MacAdam	TOUCH	DIM



LED						
K	CRI	W	W Total	Real Lm	Code	Finishing
2700	80	8,5	10,5	716	10-6010 - 92 93 - F9	
100-240V		50-60Hz				

BODY MAT	DIF MAT		50000h	3		
WOOD	GLA		L80 B20	MacAdam	TOUCH	DIM



LED						
K	CRI	W	W Total	Real Lm	Code	Finishing
2700	80	14,8	16,4	1177	10-6011 - 92 93 - F9	
100-240V		50-60Hz				

---

# Tubs

NAHTRANG STUDIO, 2020

PENDANT FAMILY P. 84, WALL FIXTURES P. 248,  
FLOOR LAMPS P. 406  
FAMILLE SUSPENSION P. 84, APPLIQUES P. 248,  
LAMPADAIRES P. 406

---

## PRESENCE AND DYNAMISM


Tubs is a table lamp with a linear light source that has a wide range of movements, making it a very dynamic piece while giving character to the space it inhabits. Sophisticated and elegant, with a black marble base, it can be controlled by touch dimmer adapting to the lighting needs of any given moment while making a statement.

## PRÉSENCE ET DYNAMISME

Tubs est une lampe à poser dotée d'une source lumineuse linéaire à grande capacité de mouvement, ce qui lui confère beaucoup de dynamisme et donne du caractère à l'espace qu'elle occupe. Sophistiquée et élégante avec son socle en marbre noir, elle peut être réglée par gradation tactile (touch dimming) et répondre aux besoins d'éclairage de chaque moment avec beaucoup de présence.



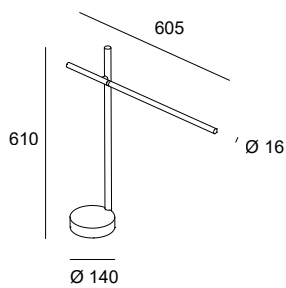




Black marble base.  
Pied en marbre noir.

TECHNICAL INFORMATION  
INFORMATIONS TECHNIQUES

BODY MAT	DIF MAT		50000h	3					
ST,AL,MAR	PC		L80 B20	MacAdam	300°	180°	180°	TOUCH	DIM



LED						
K	CRI	W	W Total	Real Lm	Code	Finishing
3000	90	10,5	13,3	403	10-8102 - 05 - M1	●
		100-240V	50-60Hz			

---

# Big

LLAHONA, 2021





## VOLUME AND SIMPLICITY

Its clear, coherent design never fails. Llahona opts for volume and simplicity in this tabletop piece that takes a deserved role in the room's staging.

## VOLUME ET SIMPLICITÉ

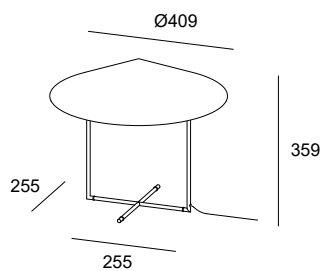
Un design clair et cohérent est toujours une valeur sûre. Llahona mise sur le volume et la simplicité dans ce modèle de lampe à poser qui sait se mettre en valeur.

## TECHNICAL INFORMATION INFORMATIONS TECHNIQUES

Watch Video  
Voir la vidéo



BODY MAT	DIF MAT		50000h	3		SWITCH CCT
ST	PMMA		L80 B20	MacAdam	TOUCH	2700K / 3000K / 4000K



LED						
K	CRI	W	W Total	Real Lm	Code	Finishing
SW 2700-3000-4000	90	12	14	644	10-8430 - 05 - 05	●
	100-240V	50-60Hz				

# H

BENEDITO DESIGN, 2020

WALL LIGHTS FAMILY P. 254, FLOOR LAMPS P. 404  
FAMILLE APPLIQUES P. 254, LAMPADAIRES P. 404







## INNATE ELEGANCE

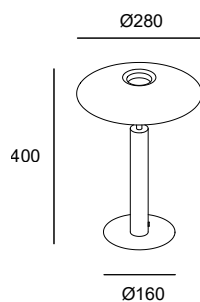
The H lighting range emerges as a contemporary reinterpretation of the classic tabletop tapered shade lamp. The collection's versatility allows it to delicately light up different spaces through pieces that offer great representative value.

## ÉLÉGANCE INNÉE

La collection de luminaires H est née comme une réinterprétation contemporaine de la lampe à poser classique à abat-jour conique. La polyvalence de cette collection permet d'éclairer délicatement différents espaces, à l'aide de pièces qui apportent une grande valeur représentative.

## TECHNICAL INFORMATION INFORMATIONS TECHNIQUES

BODY MAT	DIF MAT		50000h	3		
ST	ACR		L80 B20	MacAdam		



LED						
K	CRI	W	W Total	Real Lm	Code	Finishing
2700	90	14,9	18,3	553	10-7742 - 05 - 05 DN - DN	
220-240V		50-60Hz				

# Woody

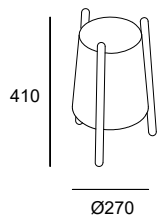
GEMMA BERNAL, 2020

FLOOR LAMP FAMILY P. 415  
FAMILLE LAMPADAIRE P. 415



Wooden structure and fabric body  
Structure en bois et corps textile

TECHNICAL INFORMATION  
INFORMATIONS TECHNIQUES



BODY MAT	DIF MAT				
WOOD	TEX				

E27		
<b>W</b>	<b>Code</b>	<b>Finishing</b>
max. 40	10-8106 - 14 - 14	○

<b>Smart Compatible accs. / Acc. Smart Compatible</b>	
71-8220-00-00	E27 RGBW Light For Life WIFI
71-A697-00-00	E27 TW Casambi

# Invisible

FRANCESC VILARÓ, 2017

PENDANT FAMILY P. 112, WALL FIXTURES P. 266 / P. 292,  
FLOOR LAMPS P. 410  
FAMILLE SUSPENSION P. 112, APPLIQUES P. 266 / P. 292,  
LAMPADAIRES P. 410





Rotating the head allows the light to be directed.

La rotation de la tête permet de diriger la lumière.



Winner of the German Design Award in 2016

Lauréat du *German Design Award* en 2016

## LIGHT MOVEMENT

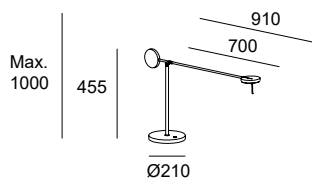
Invisible bases its design on functional yet daring lines that lengthen its proportions while moving away from more traditional aspects. Its ball joints provide it with extensive freedom of movement and surprising smoothness. Its beauty lies in its simplicity, which makes it an iconic piece.


## LÉGÈRETÉ DE MOUVEMENT

Le design d'Invisible repose sur des lignes fonctionnelles dotées d'une touche d'audace qui allonge ses proportions, s'éloignant ainsi du traditionnel. Ses articulations à rotule lui offrent une très grande liberté de mouvement avec une douceur surprenante. La beauté de ce modèle réside dans sa simplicité, qui en fait un élément emblématique.

## TECHNICAL INFORMATION INFORMATIONS TECHNIQUES

BODY MAT	DIF MAT		50000h				
ST,AL	PMMA		L80 B20	355°	355°	0-90°	



LED						
K	CRI	W	W Total	Real Lm	Code	Finishing
2700	90	9	11,2	496	10-7385 - 05 - 05	●
3000	80	9	11,2	568	10-5693 - 05 - 05	●
 ON-OFF      100-240V    50-60Hz						

# Organic

ÀLEX & MANEL LLUSCÀ, 2019

WALL LIGHTS FAMILY P. 278, FLOOR LAMPS P. 413  
FAMILLE APPLIQUES P. 278, LAMPADAIRES P. 413



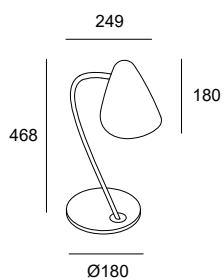
GENTLE HARMONY

Inspired by the organic forms of flowers and leaves, this luminaire with smooth, harmonious lines naturally integrates with any space. A slightly curved lampshade with a golden interior, which is subtly noticeable, grants the piece a delicate touch.

DOUCE HARMONIE

Inspiré des formes organiques des fleurs et des feuilles, ce luminaire au profil doux et harmonieux se fond tout naturellement dans le décor. Légèrement incurvé et doté d'un intérieur doré que l'on aperçoit de façon subtile, l'abat-jour apporte une touche de délicatesse à l'ensemble.

## TECHNICAL INFORMATION INFORMATIONS TECHNIQUES



BODY MAT ST		 355°	 90°			
----------------	--	----------	---------	--	--	--

E27 Max L 120 mm / Ø 80 mm		
<b>W</b> max. 23	<b>Code</b> 10-7582 - 05 - 05	<b>Finishing</b> ●

<b>Smart Compatible accs. / Acc. Smart Compatible</b>	
71-8220-00-00	E27 RGBW Light For Life WIFI
71-A697-00-00	E27 TW Casambi

# Funk

ÀLEX & MANEL LLUSCÀ, 2015

WALL LIGHTS FAMILY P. 316, FLOOR LAMPS P. 414  
FAMILLE APPLIQUES P. 316, LAMPADAIRES P. 414



Power button on the back of the head.  
Bouton d'allumage sur la partie arrière de la tête.



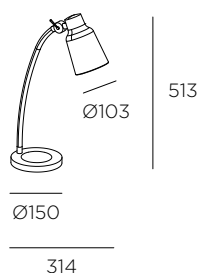
## OWN PERSONALITY

EMPREINT DE PERSONNALITÉ

With its own personality, Funk's organic design is beautifully complemented by a braided textile detail on the pole.

Doté d'une personnalité propre, Funk arbore un design organique complété par un détail en textile tressé qui recouvre la tige.

## TECHNICAL INFORMATION INFORMATIONS TECHNIQUES



BODY MAT					
ST		±90°	355°		(SC)

E27		
<b>W</b> max. 23	<b>Code</b> 10-4755 - CI - 23	<b>Finishing</b> ●

<b>Smart Compatible accs. / Acc. Smart Compatible</b>	
71-8220-00-00	E27 RGBW Light For Life WIFI
71-A697-00-00	E27 TW Casambi

# E-lamp

FRANCESC VILARÓ, 2020

WALL LIGHT FAMILY P. 294  
FAMILLE APPLIQUE P. 294



RATIONAL DESIGN

E-lamp is a collection with a rational, simple design based on basic geometric shapes. This multifunctional family of luminaires seeks harmony and integration within the space. Focused on the mobile phone, every version has a USB port and the tabletop model has wireless charging technology.

DESIGN RATIONNEL

E-lamp est une collection au design rationnel et simple, fondé sur des formes géométriques élémentaires. Cette famille multifonctionnelle de luminaires recherche l'harmonie et l'intégration dans l'espace. Axé sur la téléphonie mobile, ce modèle est doté d'une connexion USB dans toutes ses variantes, ainsi que de la technologie Wireless Charging dans la version de bureau.





Wireless charging option  
Option de charge sans fil



USB port for charging electronic devices  
Port de charge USB d'appareils électroniques



Rotation of both the head and axis  
Rotation de la tête et de l'axe



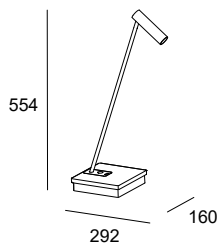
14-DO



05-DO

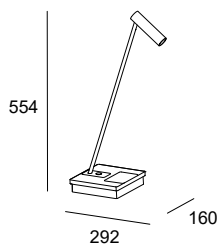
TECHNICAL INFORMATION  
INFORMATIONS TECHNIQUES

BODY MAT		50000h	2					
AL		L80 B20	MacAdam	90°	350°		USB	ON-OFF



LED							
K	CRI	W	W Total	Real Lm	Code	Finishing	
2700	80	3,2	3,7	275	10-7606 -	05 - 05	
						05 - DO	
						14 - 14	
						14 - DO	
		100-240V		50-60Hz			

BODY MAT		50000h	2						
AL		L80 B20	MacAdam	90°	350°		USB	ON-OFF	




LED							
K	CRI	W	W Total	Real Lm	Code	Finishing	
2700	80	3,2	3,7	275	10-7607 -	05 - 05	
						05 - DO	
						14 - 14	
						14 - DO	
		100-240V		50-60Hz			

# Gamma

JOSEP PATSÍ, 2020

WALL LIGHT FAMILY P. 302 / P. 304 / P. 305 / P. 306 / P. 308 / P. 324, FLOOR LAMPS P. 412  
FAMILLE APPLIQUE P. 302 / P. 304 / P. 305 / P. 306 / P. 308 / P. 324, LAMPADAIRES P. 412



## CLASSIC, TIMELESS DESIGN

Gamma is an extensive collection with multiple formats and options that are notable for their excellent finishes and great versatility. Likewise, the tabletop version and floor lamp, in turn, are of a very minimalist design and offer desktop lighting.

## DESIGN SINCÈRE ET INTEMPOREL

Gamma est une vaste collection dotée d'une multitude de formats et de possibilités, qui se distingue par ses excellentes finitions et sa grande polyvalence. Les options lampe à poser et lampadaire sont quant à elles proposées comme une version très minimaliste de la lampe de bureau.



14-14

81-81

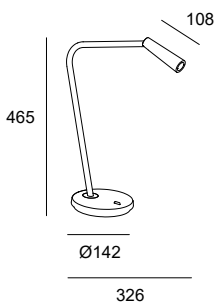
05-05

## Power button on the base

Bouton d'allumage sur le socle

## TECHNICAL INFORMATION INFORMATIONS TECHNIQUES

BODY MAT ST,AL	DIF MAT PC		50000h L80 B20	2 MacAdam				
-------------------	---------------	--	-------------------	--------------	--	--	--	--



LED						
K	CRI	W	W Total	Real Lm	Code	Finishing
2700	90	3,2	4,3	293	10-6420 -	14 - 14 81 - 81 DN - DN 05 - 05
		100-240V		50-60Hz		

# Elva

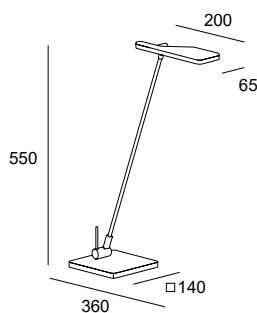


BASIC AND FUNCTIONAL  
BASIQUE ET FONCTIONNEL



## TECHNICAL INFORMATION INFORMATIONS TECHNIQUES

BODY MAT ST,AL		50000h L80 B20	3 MacAdam		
-------------------	--	-------------------	--------------	--	--



LED						
K	CRI	W	W Total	Real Lm	Code	Finishing
3000	90	4.8	6.1	301	10-1523 - 05 - 05 21 - 21	 
100-240V		50-60Hz				

# Queen

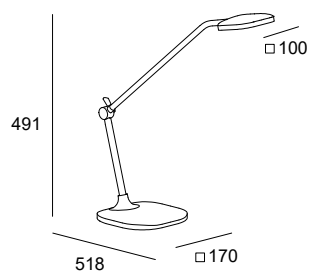
MANEL LLUSCÀ & CARLOS SANTOLARIA, 2014



Classic desk light with curved and symmetrical shapes  
Lampe de bureau classique aux formes galbées et symétriques

## TECHNICAL INFORMATION INFORMATIONS TECHNIQUES

BODY MAT AL		50000h L80 B20	2 MacAdam	 355°	 ±180°		
----------------	--	-------------------	--------------	----------	-----------	--	--



LED						
K	CRI	W	W Total	Real Lm	Code	Finishing
3000	80	6,9	8,3	284	10-3273 - 21 - 05	
100-240V		50-60Hz				

# Simply

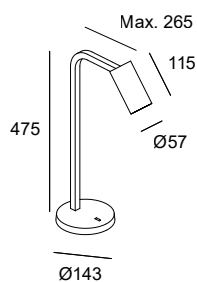
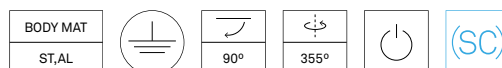
JOSEP PATSÍ, 2020

CEILING LIGHT FAMILY P. 236, WALL FIXTURES P. 312  
FAMILLE PLAFONNIER P. 236, APPLIQUES P. 312



Beauty and harmony in a piece that uncovers the perfection of simple forms  
Beauté et harmonie dans ce modèle qui recherche la perfection des formes simples

## TECHNICAL INFORMATION INFORMATIONS TECHNIQUES



GU10			
W	Code	Finishing	
max. 7	10-7982 - 05 - 05 14 - 14	●	○

Included / Inclus
Honeycomb panel Panneau en nid d'abeille

Smart Compatible accs. / Acc. Smart Compatible
71-8220-00-00 GU10 TW Light For Life WIFI

---

# Nude

NAHTRANG STUDIO, 2022

WALL LIGHT FAMILY P. 244, FLOOR LAMPS P. 416  
FAMILLE APPLIQUES P. 244, LAMPADAIRES P. 416

---

## THE BEAUTY OF A NAKED YET COMPLETE DESIGN

Nude is simplicity and beauty in equal measure. The large Nude family, with its multiple compositions and finishes, includes a table version with various choices. Choose between a standing version with a base or with a desk light clip.

## LA BEAUTÉ D'UN DESIGN À LA FOIS DÉNUDÉ ET COMPLET

Nude conjugue simplicité et beauté à parts égales. Avec ses nombreuses compositions et finitions, la vaste famille de Nude comprend une version de lampe à poser qui propose plusieurs options, à choisir entre une version support avec socle ou avec pince pour lampe de bureau.





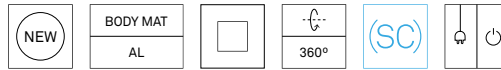
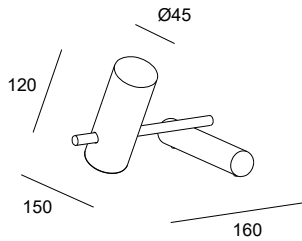




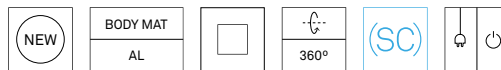
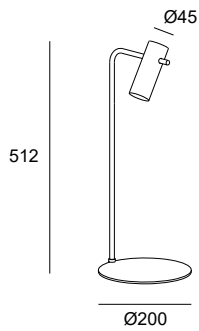


Variety of finishes  
Diversité de finitions

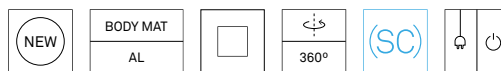
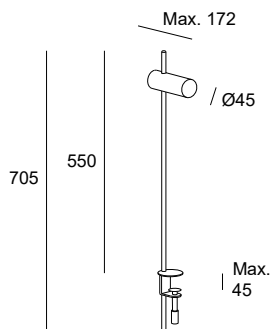
TECHNICAL INFORMATION  
INFORMATIONS TECHNIQUES



E27 Classic Globe 60		
W	Code	Finishing
max. 15	05 - 05	●
	10-8516 - 05 - DN	●
	05 - EM	●



E27 Classic Globe 60		
W	Code	Finishing
max. 15	05 - 05	●
	10-8518 - 05 - DN	●
	05 - EM	●



E27 Classic Globe 60		
W	Code	Finishing
max. 15	05 - 05	●
	10-8519 - 05 - DN	●
	05 - EM	●

Smart Compatible accs.  
Acc. Smart Compatible

E27 RGBW Light For Life WIFI  
E27 TW Casambi

71-8219-00-00  
71-A697-00-00

---

# Premium

JORDI LLOPIS, 2015

FLOOR LAMPS FAMILY P. 420  
FAMILLE LAMPADAIRES P. 420





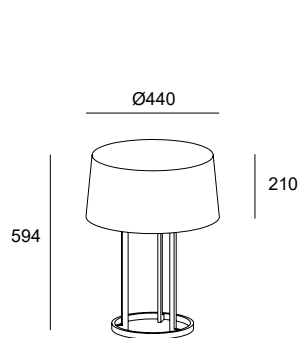
WARMTH

This table lamp has a classic but contemporary design, a stand with a copper or gold finish and a black screen. Switched on or off, its appearance makes it an ideal type of light for bedrooms and communal areas in hotels.

CHALEUR

Lampe à poser au design classique et contemporain associant un pied aux finitions cuivre ou or et un abat-jour noir. Éteint comme allumé, ce modèle à forte présence est idéal pour les chambres et les espaces publics des hôtels.

TECHNICAL INFORMATION  
INFORMATIONS TECHNIQUES



BODY MAT	DIF MAT	□	⏻ ⏼
ST	PMMA,TEX		

E27			
W	W Total	Code	Finishing
max. 18	18	10-5076 - 01 06 - H13W	

# Hall

NAHTRANG STUDIO, 2015

FLOOR LAMP FAMILY P. 421  
FAMILLE LAMPADAIRE P. 421





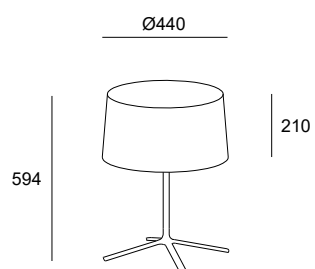
SIMPLICITY

The main attraction of this collection is the identity conveyed by its contemporary lines without losing the simplicity and neutrality that allows it to coexist in spaces with different styles.

SIMPLICITÉ

Le principal atout de cette collection est l'identité que transmet sa ligne contemporaine sans perdre la simplicité et la neutralité qui lui permettent de s'intégrer dans des espaces de styles différents.

TECHNICAL INFORMATION  
INFORMATIONS TECHNIQUES



BODY MAT	DIF MAT		
ST	PMMA,TEX		

3x E27 Max. L= 146 mm Ø 52 mm					
<b>W</b>	<b>W Total</b>	<b>Code</b>	<b>Finishing</b>		
max. 18	18	10-1940 - 05 - H13W BW - T007			

# Clip

NAHTRANG STUDIO, 2022

WALL LIGHTS FAMILY P. 330, FLOOR LAMPS P. 422  
FAMILLE APPLIQUES P. 330, LAMPADAIRES P. 422







LED and E27 option  
Option LED et E27



Choice of white or black lampshade  
Option d'abat-jour blanc et noir



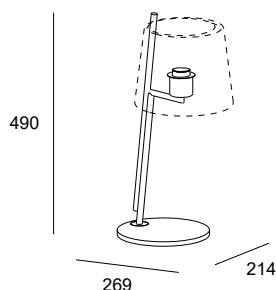
## STYLE AND PURITY

Style, purity and comfort combine in this new addition to the catalogue that comes with a family of wall, table and floor lamps. Clip stands out for that sensation of static movement that the design of the pole slightly tilted forwards conveys, and for the unique lampshade fastening, with a double opening at the pole. It is complemented by a diffuser strategically placed on the top to offer high-quality, homogeneous lighting.

## STYLE ET PURETÉ

Style, pureté et confort s'allient dans cette nouveauté du catalogue, qui se présente sous forme de famille d'appliques, de lampes à poser et de lampadaires. Clip se distingue par la sensation de mouvement statique véhiculée par le design de la tige légèrement inclinée vers l'avant, ainsi que par le détail de la fixation de l'abat-jour, avec double ouverture de la tige. Un diffuseur stratégiquement positionné dans la partie supérieure vient compléter ce modèle pour assurer un éclairage homogène d'une qualité irréprochable.

## TECHNICAL INFORMATION INFORMATIONS TECHNIQUES



E27		
W	Code	Finishing
max. 15	10-8540 - 05 - 82 +PAN	●

Smart Compatible accs. / Acc. Smart Compatible	
71-8220-00-00	E27 RGBW Light For Life WIFI
71-A697-00-00	E27 TW Casambi

### Common accessories not included but required / Accessoires Communs non inclus et nécessaires

	Code	Finishing
	PAN-233 - 14 05	○ ●

# Metrica

NAHTRANG STUDIO, 2021

WALL LIGHTS FAMILY P. 332, FLOOR LAMPS P. 424  
FAMILLE APPLIQUES P. 332, LAMPADAIRES P. 424



Simplicity and functionality at its finest  
Maximum de simplicité et de fonctionnalité

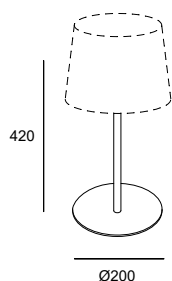


Power button on the top of the pole  
Bouton d'allumage sur la partie supérieure de la tige

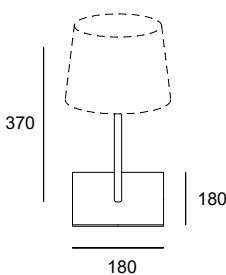


Choice of round or square base and black or nickel finishes  
Option de socle rond ou carré et de finitions noir ou nickel

## TECHNICAL INFORMATION INFORMATIONS TECHNIQUES



E27			
W Total	Code	Finishing	
60	10-4759 - 05 - 81 - 82 +PAN	●	●



E27			
W Total	Code	Finishing	
60	10-8350 - 05 - 81 - 82 +PAN	●	●

### Common accessories not included but required / Acc. Communs non inclus et nécessaires

Code	Finishing
PAN-157 - 05 - 14 - BY	● ○ ●

Code	Finishing
PAN-177 - 14 - BY	○ ●

Code	Finishing
PAN-161 - 14 - BY - T008	○ ● ●

Code	Finishing
PAN-179 - 14 - BY	○ ●

Code	Finishing
PAN-176 - 14 - BY	○ ●

Code	Finishing
PAN-219 - 05 - 14	● ○

Smart Compatible accs.  
Acc. Smart Compatible

E27 RGBW Light For Life WIFI  
E27 TW Casambi

71-8219-00-00  
71-A697-00-00

---

# Cocktail

FRANCESC VILARÓ, 2018



---

PROUD AND VERSATILE

Cocktail by Francesc Vilaró is balance. Creativity and industrialisation. Innovation and aesthetics. A portable lamp that works for you, creating and suggesting perfect atmospheres everywhere. Its versatile design, with timeless shapes in black and white means you can invent atmospheres by creating compositions with different light points.

FIÈREMENT POLYVALENTE

Créé par Francesc Vilaró, Cocktail allie équilibre, créativité et industrialisation, innovation et esthétique. Cette lampe portable vous accompagne en créant des ambiances parfaites dans n'importe quel décor. Arborant une géométrie intemporelle en blanc ou noir, sa ligne polyvalente permet d'inventer des décors en créant des compositions dotées de plusieurs points lumineux.





360° adjustable head  
Tête réglable à 360°

Winner of the iF Design Awards 2021  
Gagnant des iF Design Awards 2021

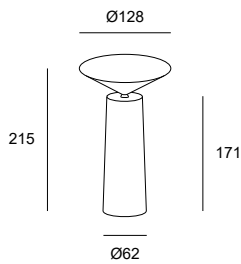


Touch Dimming on the base with 4 levels of regulation  
(100 % - 75 % - 50 % - 25 %)  
Touch Dimming sur la base avec 4 niveaux de régulation  
(100% - 75% - 50% - 25%)

High quality battery, duration up to 10h with 100% light  
Batterie de haute qualité, durée jusqu'à 10h avec  
100% de lumière

TECHNICAL INFORMATION  
INFORMATIONS TECHNIQUES

BODY MAT	DIF MAT	50000h	3				
AL	PC	L80 B20	MacAdam	60°	350°	DIM	TOUCH



LED							
K	CRI	W	W Total	Real Lm	Code	Finishing	
2700	90	3	3.5	154	10-8327 - 05 - 05	●	
					14 - 14	○	
3000	80	3	3.5	154	10-7063 - 05 - 05	●	
					14 - 14	○	

ON-OFF      100-240V 50-60Hz

<b>Accessories not included / Accessoires non inclus</b>
<b>71-7579-05-00 Multiple charger / Chargeur multiple</b>

---

# Floor lamps

# Lampadaires

---

CIRC	P. 408	FUNK	P. 414	GAMMA	P. 412
------	--------	------	--------	-------	--------

---

H	P. 404	INVISIBLE	P. 410	NOWAY	P. 400
---	--------	-----------	--------	-------	--------

---

NUDE	P. 416	ORGANIC	P. 413	TUBS	P. 406
------	--------	---------	--------	------	--------

**N**

---

WOODY	P. 415
-------	--------

FLOOR LAMPS WITH SHADE  
LAMPADAIRES AVEC ABAT-JOUR

---

CLIP	P. 422	HALL	P. 421	METRICA	P. 424
------	--------	------	--------	---------	--------

**N E**

**E**

---

PREMIUM	P. 420
---------	--------





---

# Noway

FRANCESC VILARÓ, 2020

PENDANTS FAMILY P. 138,  
FAMILLE SUSPENSIONS P. 138



---

## STATIC WEIGHTLESSNESS

Noway is a light fixture with a surprising sense of weightlessness and lightness that provides a high level of visual comfort with minimum material. This collection offers different options, from purer versions to other more complex ones that play with light effects and add greater visual presence.

## APESANTEUR STATIQUE

Doté d'un surprenant effet d'apesanteur et de légèreté, Noway est un luminaire qui offre un grand confort visuel avec un minimum de matière. Cette collection propose différentes possibilités, des versions les plus épurées aux plus complexes, qui jouent avec les effets de lumière et apportent plus de présence visuelle.



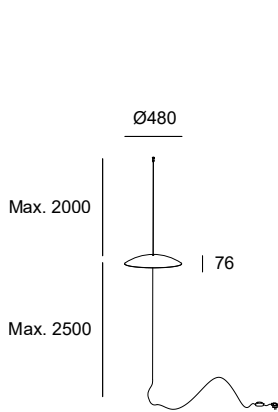
---

Single or double option  
Option simple ou double

Option with or without base  
Option avec ou sans socle

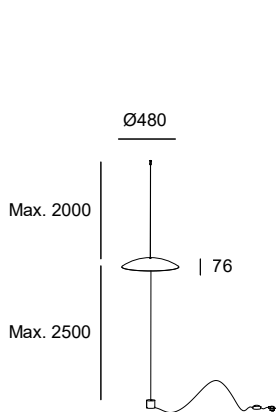


TECHNICAL INFORMATION  
INFORMATIONS TECHNIQUES



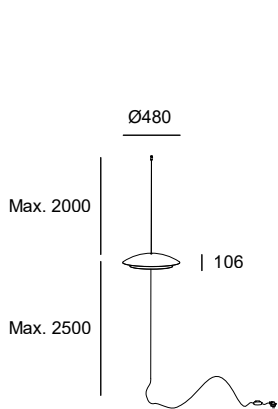
BODY MAT		50000h	3		
ST		L80 B20	MacAdam		

LED						
K	CRI	W	W Total	Real Lm	Code	Finishing
3000	80	18	18	791	00-7981 - 05 DN - 05	 
		220-240V 50-60Hz				



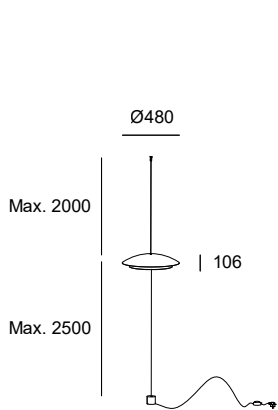
BODY MAT		50000h	3		
ST		L80 B20	MacAdam		

LED						
K	CRI	W	W Total	Real Lm	Code	Finishing
3000	80	18	18	791	00-7980 - 05 DN - 05	 
		220-240V 50-60Hz				



BODY MAT		50000h	3		
ST		L80 B20	MacAdam		

LED						
K	CRI	W	W Total	Real Lm	Code	Finishing
3000	80	18	18	495	00-7979 - 05 DN - 05	 
		220-240V 50-60Hz				



BODY MAT		50000h	3		
ST		L80 B20	MacAdam		

LED						
K	CRI	W	W Total	Real Lm	Code	Finishing
3000	80	18	18	495	00-7977 - 05 DN - 05	 
		220-240V 50-60Hz				

# H

BENEDITO DESIGN, 2020

WALL LIGHTS FAMILY P. 254, TABLE LAMPS P. 366  
FAMILLE APPLIQUES P. 254, LAMPES DE TABLE P. 366





TIMELESS BEAUTY

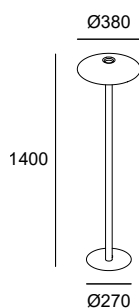
The H lighting range emerges as a contemporary reinterpretation of the classic tabletop tapered shade lamp. The collection's versatility allows it to delicately light up different spaces through pieces that offer great representative value.

BEAUTÉ INTEMPORELLE

La collection de luminaires H est née comme une réinterprétation contemporaine de la lampe à poser classique à abat-jour conique. La polyvalence de cette collection permet d'éclairer délicatement différents espaces, à l'aide de pièces qui apportent une grande valeur représentative.

TECHNICAL INFORMATION  
INFORMATIONS TECHNIQUES

BODY MAT ST	DIF MAT ACR		50000h L80 B20	3 MacAdam		
----------------	----------------	--	-------------------	--------------	--	--



LED						
K	CRI	W	W Total	Real Lm	Code	Finishing
2700	90	14,9	18,3	553	25-7742 - 05 - 05 DN - DN	
220-240V		50-60Hz				

---

# Tubs

NAHTRANG STUDIO, 2020

PENDANTS FAMILY P. 084, WALL FIXTURES P. 248,  
TABLE LAMPS P. 360  
FAMILLE SUSPENSIONS P. 084, APPLIQUES P. 248,  
LAMPES DE TABLE P. 360



---

PRÉSENCE AND DYNAMISM

Tubs is a floor lamp with a linear light source that has a wide range of movements, making it a very dynamic piece while giving character to the space it inhabits. Sophisticated and elegant, with a black marble base, it can be controlled by touch dimmer adapting to the lighting needs of any given moment while making a statement.

PRÉSENCE ET DYNAMISME

Tubs est un lampadaire doté d'une source lumineuse linéaire à grande capacité de mouvement, ce qui lui confère beaucoup de dynamisme et donne du caractère à l'espace qu'il occupe. Sophistiqué et élégant avec son socle en marbre noir, il peut être réglé par gradation tactile (touch dimming) et répondre aux besoins d'éclairage de chaque moment avec beaucoup de présence.



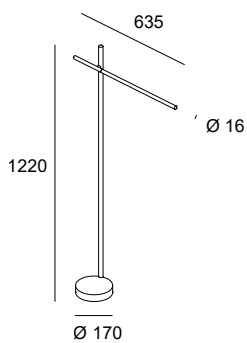
Both light source and light axis swivel.  
 Rotation tant de la source lumineuse que de son axe.



Black marble base.  
 Pied en marbre noir.

TECHNICAL INFORMATION  
 INFORMATIONS TECHNIQUES

BODY MAT ST,AL,MAR	DIF MAT PC		50000h L80 B20	3 MacAdam	 300°	 180°	 180°	 DIM	 TOUCH
-----------------------	---------------	--	-------------------	--------------	----------	----------	----------	---------	-----------



LED						
K	CRI	W	WTotal	Real Lm	Code	Finishing
3000	90	10,5	13,3	403	25-8102 - 05 - M1	●
100-240V		50-60Hz				

---

# Circ

JOSEP PATSÍ, 2014

PENDANTS FAMILY P. 118,  
FAMILLE SUSPENSIONS P. 118




---

THE BEAUTY OF THE LINE

LA BEAUTÉ DE LA LIGNE

This luminaire offers minimalist expression with minimal volume, but it is capable of filling any space due to its highly effective light diffusion. It gives a sensation of lightness and it appears as though the piece is emitting its own light.

Réduit à sa plus simple expression dans un minimum de volume, ce modèle sait néanmoins remplir n'importe quel espace par la diffusion de sa lumière. Il apporte une sensation de légèreté et de lumière qui émane de nulle part.



Dimming touch  
Gradation tactile



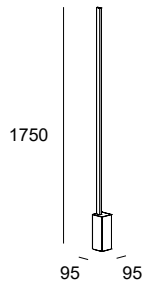
360° axis rotation  
Rotation de l'axe à 360°



Additional accessory for busy areas  
Accessoire supplémentaire pour les zones à forte circulation

TECHNICAL INFORMATION  
INFORMATIONS TECHNIQUES

BODY MAT AL	DIF MAT PMMA		50000h L80 B20	 350°	5 MacAdam	 DIM	 TOUCH
----------------	-----------------	--	-------------------	----------	--------------	---------	-----------



LED						
K	CRI	W	W Total	Real Lm	Code	Finishing
3000	80	27	29,5	1420	25-2934 - BW - M3	○
100-240V		50-60Hz				

# Invisible

FRANCESC VILARÓ, 2017

PENDANTS FAMILY P. 112, WALL FIXTURES P. 266 / P. 292,  
TABLE LAMPS P. 370  
FAMILLE SUSPENSIONS P. 112, APPLIQUES P. 266 / P. 292,  
LAMPES DE TABLE P. 370



Winner of the German Design Award in 2016  
Lauréat du *German Design Award* en 2016



Rotating the head allows the light to be directed.  
La rotation de la tête permet de diriger la lumière.

#### LIGHT MOVEMENT

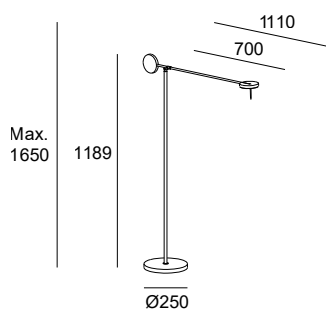
Invisible bases its design on functional yet daring lines that lengthen its proportions while moving away from more traditional aspects. Its ball joints provide it with extensive freedom of movement and surprising smoothness. Its beauty lies in its simplicity, which makes it an iconic piece.

#### LÉGÈRETÉ DE MOUVEMENT

Le design d'Invisible repose sur des lignes fonctionnelles dotées d'une touche d'audace qui allonge ses proportions, s'éloignant ainsi du traditionnel. Ses articulations à rotule lui offrent une très grande liberté de mouvement avec une douceur surprenante. La beauté de ce modèle réside dans sa simplicité, qui en fait un élément emblématique.

#### TECHNICAL INFORMATION INFORMATIONS TECHNIQUES

BODY MAT ST,AL	DIF MAT PMMA		50000h L80 B20	 90°	 350°		 DIM	 TOUCH
-------------------	-----------------	--	-------------------	---------	----------	--	---------	-----------




LED							
K	CRI	W	W Total	Real Lm	Code	Finishing	
2700	90	9	11,2	496	25-7385 - 05 - 05	●	
3000	90	9	11,2	511	25-5693 - 05 - 05	●	
ON-OFF		100-240V	50-60Hz				

# Gamma

JOSEP PATSÍ, 2020

WALL LIGHTS FAMILY P. 302 / P. 304 / P. 305 / P. 306 / P. 308 / P. 324, TABLE LAMPS P. 376  
FAMILLE APPLIQUES P. 302 / P. 304 / P. 305 / P. 306 / P. 308 / P. 324, LAMPES DE TABLE P. 376



The floor version is a more minimalist choice that blends naturally into the interiors it inhabits.

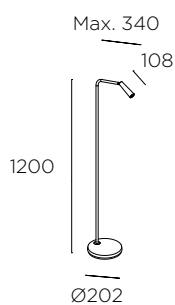
L'option lampadaire est proposée comme une version très minimaliste qui se fond tout naturellement dans les décors qu'elle occupe.



Rotation of both the head and axis  
Rotation de la tête et de l'axe

## TECHNICAL INFORMATION INFORMATIONS TECHNIQUES

BODY MAT AL		50000h L80 B20	2 MacAdam	 180	 90		
----------------	--	-------------------	--------------	---------	--------	--	--



LED						
K	CRI	W	W Total	Real Lm	Code	Finishing
2700	90	3,2	4,3	293	25-6420 - 05 - 05 DN - DN	 
100-240V		50-60Hz				

# Organic

ÀLEX & MANEL LLUSCÀ, 2019

WALL LIGHTS FAMILY P. 278, TABLE LAMPS P. 372  
FAMILLE APPLIQUES P. 278, LAMPES DE TABLE P. 372

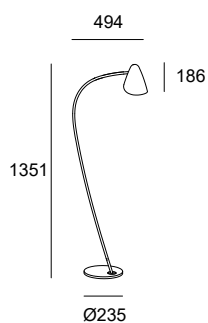
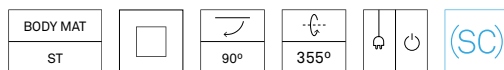


The soft and harmonious silhouette of this piece is inspired by the organic shapes of flowers and leaves. Its slightly curved lampshade, featuring a gold interior, subtly and naturally blends into the space.

Tout en douceur et harmonie, le profil de ce modèle s'inspire des formes organiques des fleurs et des feuilles. Légèrement incurvé et doté d'un intérieur doré, son abat-jour se fond dans le décor de façon subtile et naturelle.

Directable light thanks to the rotation of its axes  
Lumière orientable grâce à la rotation de ses axes

## TECHNICAL INFORMATION INFORMATIONS TECHNIQUES



E27 Max L 120 mm / Ø 80 mm		
<b>W</b> max. 23	<b>Code</b> 25-7582 - 05 - 05	<b>Finishing</b> ●
<b>Smart Compatible accs. / Acc. Smart Compatible</b>		
71-8219-00-00	E27 RGBW Light For Life WIFI	
71-A697-00-00	E27 TW Casambi	

# Funk

ÀLEX & MANEL LLUSCÀ, 2015

WALL LIGHTS FAMILY P. 316, TABLE LAMPS P. 368  
FAMILLE APPLIQUES P. 316, LAMPES DE TABLE P. 368



## OWN PERSONALITY

With its own personality, Funk's organic design is beautifully complemented by a braided textile detail on the pole.

## EMPREINTÉ DE PERSONNALITÉ

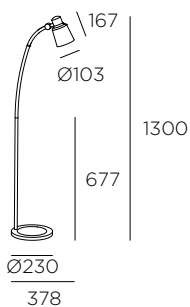
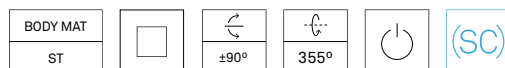
Doté d'une personnalité propre, Funk arbore un design organique complété par un détail en textile tressé qui recouvre la tige.



Rotation of both the head and axis  
Rotation de la tête et de l'axe

Power button on the back of the head.  
Bouton d'allumage sur la partie arrière de la tête.

## TECHNICAL INFORMATION INFORMATIONS TECHNIQUES



E27			
<b>W</b> max. 60	<b>Code</b> 25-4755 - CI - 23	<b>Finishing</b> ●	

### Smart Compatible accs. / Acc. Smart Compatible

71-8219-00-00	E27 RGBW Light For Life WIFI
71-A697-00-00	E27 TW Casambi



# Woody

GEMMA BERNAL, 2020

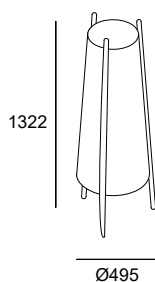
TABLE LAMP FAMILY P. 368  
FAMILLE LAMPE À POSER P. 368



WARM AND TIMELESS  
CHALEUREUX ET INTEMPOREL

Wooden structure and fabric body  
Structure en bois et corps textile

## TECHNICAL INFORMATION INFORMATIONS TECHNIQUES



E27		
<b>W</b>	<b>Code</b>	<b>Finishing</b>
2 x max. 40	25-8106 - 14 - 14	○

<b>Smart Compatible accs. / Acc. Smart Compatible</b>	
71-8219-00-00	E27 RGBW Light For Life WIFI
71-A697-00-00	E27 TW Casambi

---

# Nude

NAHTRANG STUDIO, 2022

WALL LIGHTS FAMILY P. 284, TABLE LAMPS P. 380  
FAMILLE APPLIQUES P. 284, LAMPES DE TABLE P. 380



---

THE BEAUTY OF A NAKED YET COMPLETE DESIGN

Nude is simplicity and beauty in equal measure. The large Nude family, with its multiple compositions and finishes, includes a floor version with different choices; single, double and with a straight or curved design.

LA BEAUTÉ D'UN DESIGN À LA FOIS DÉNUDÉ ET COMPLET

Nude conjugue simplicité et beauté à parts égales. Avec ses nombreuses compositions et finitions, la vaste famille de Nude comprend une version lampadaire qui propose plusieurs options : simple, double, droite ou galbée.

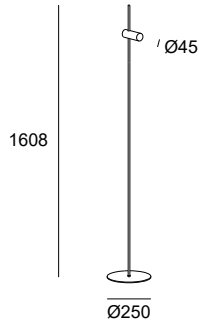




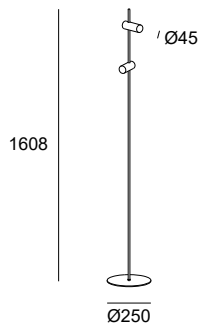
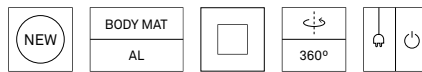
Variety of finishes  
Diversité de finitions

Includes rubber bands to adjust the wiring  
Comprend des élastiques permettant d'ajuster le câblage

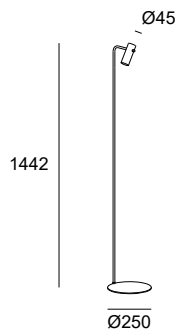
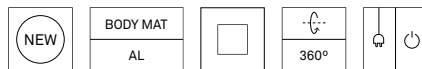
TECHNICAL INFORMATION  
INFORMATIONS TECHNIQUES



E27 Classic Globe 60			
W	Code	Finishing	
max. 15	05 - 05	●	
	25-8520 - 05 - DN	●	
	05 - EM	●	



E27 Classic Globe 60			
W	W Total	Code	Finishing
2 x max. 15	30	05 - 05	●
		25-8521 - 05 - DN	●
		05 - EM	●



E27 Classic Globe 60			
W	Code	Finishing	
max. 15	05 - 05	●	
	25-8522 - 05 - DN	●	
	05 - EM	●	

# Premium

JORDI LLOPIS, 2015

TABLE LAMP FAMILY P. 386  
FAMILLE LAMPE À POSER P. 386



## WARMHT

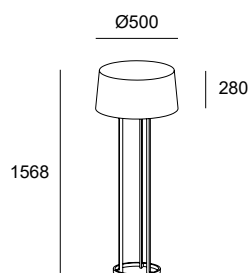
With a copper or gold finish and black screen, this light is highly distinctive. Switched off, it is like a sculpture that gives character to a particular space and, switched on, it provides a warm and sophisticated light.

## CHALEUR

Doté de finitions cuivre ou or et d'un abat-jour noir, ce luminaire possède une forte présence. Éteint, il agit comme une sculpture qui aide à modeler l'espace, tandis qu'allumé il offre une lumière chaude et élégante.

## TECHNICAL INFORMATION INFORMATIONS TECHNIQUES

BODY MAT	DIF MAT		
ST	PMMA,TEX		



3 x E27			
<b>W</b>	<b>Code</b>	<b>Finishing</b>	
max. 90	25-5076 - 06 01 - H13W		

# Hall

NAHTRANG STUDIO, 2015

TABLE LAMP FAMILY P. 388  
FAMILLE LAMPE À POSER P. 388



## SIMPLICITY

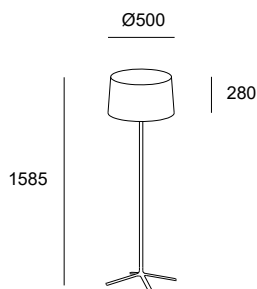
This collection has been created to make it an essential element of the hotel sector that also enhances the design of its surroundings thanks to the definition of its lines and its more detailed shapes.

## SIMPLICITÉ

Cette collection a été créée pour se positionner comme une pièce basique dans le secteur hôtelier, mais offre un plus dans son design grâce à la définition de ses lignes et de ses formes plus détaillées.

## TECHNICAL INFORMATION INFORMATIONS TECHNIQUES

BODY MAT	DIF MAT		
ST	PMMA,TEX		



3 x E27			
<b>W</b>	<b>Code</b>	<b>Finishing</b>	
max. 30	25-1940 - 05 - H13W BW - T007		

# Clip

NAHTRANG STUDIO, 2022

WALL LIGHT FAMILY P. 330, TABLE LAMPS P. 390  
FAMILLE APPLIQUE P. 330, LAMPES DE TABLE P. 390







Choice of white or black lampshade  
Option d'abat-jour blanc et noir

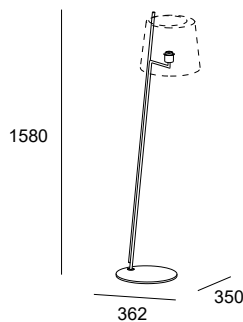
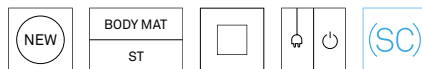
## STYLE AND PURITY

Style, purity and comfort combine in this new addition to the catalogue that comes with a family of wall, table and floor lamps. Clip stands out for that sensation of static movement that the design of the pole slightly tilted forwards conveys, and for the unique lampshade fastening, with a double opening at the pole. It is complemented by a diffuser strategically placed on the top to offer high-quality, homogeneous lighting.

## STYLE ET PURETÉ

Style, pureté et confort s'allient dans cette nouveauté du catalogue, qui se présente sous forme de famille d'appliques, de lampes à poser et de lampadaires. Clip se distingue par la sensation de mouvement statique véhiculée par le design de la tige légèrement inclinée vers l'avant, ainsi que par le détail de la fixation de l'abat-jour, avec double ouverture de la tige. Un diffuseur stratégiquement positionné dans la partie supérieure vient compléter ce modèle pour assurer un éclairage homogène d'une qualité irréprochable.

## TECHNICAL INFORMATION INFORMATIONS TECHNIQUES



E27		
<b>W</b> max. 15	<b>Code</b> 25-8540 - 05 - 82	<b>Finishing</b> ●

<b>Smart Compatible accs. / Acc. Smart Compatible</b>	
71-8219-00-00	E27 RGBW Light For Life WIFI
71-A697-00-00	E27 TW Casambi

**Accessories not included but required**  
Accessoires non inclus et nécessaires

	<b>Code</b> PAN-234 - 14 05	<b>Finishing</b> ○ ●
---	-----------------------------------	----------------------------

# Metrica

NAHTRANG STUDIO, 2021

WALL LIGHT FAMILY P. 332, TABLE LAMPS P. 392  
FAMILLE APPLIQUE P. 332, LAMPES DE TABLE P. 392

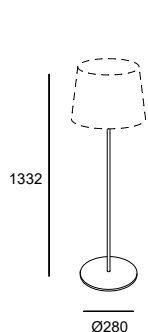


Simplicity and functionality at its finest  
Maximum de simplicité et de fonctionnalité



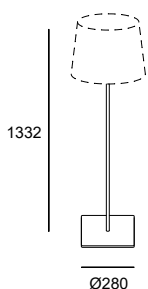
Choice of round or square base and black or nickel finishes  
 Option de socle rond ou carré et de finitions noir ou nickel

TECHNICAL INFORMATION  
 INFORMATIONS TECHNIQUES



BODY MAT					
ST					

E27		
<b>W</b>	<b>Code</b>	<b>Finishing</b>
max. 100	25-4759 - 05 81 - 82 + PAN	 



BODY MAT					
ST					

E27		
<b>W</b>	<b>Code</b>	<b>Finishing</b>
max. 100	25-8350 - 05 81 - 82 + PAN	 

Common accessories not included but required / Accessoires Communs non inclus et nécessaires

	<b>Code</b>	<b>Finishing</b>
	PAN-159 - 05 14 BY	  

	<b>Code</b>	<b>Finishing</b>
	PAN-183 - 14 BY	 

	<b>Code</b>	<b>Finishing</b>
	PAN-181 - 14 BY	 

	<b>Code</b>	<b>Finishing</b>
	PAN-184 - 14 BY	 

Smart Compatible accs.  
 Acc. Smart Compatible

E27 RGBW Light For Life WIFI  
 E27 TW Casambi

71-8219-00-00  
 71-A697-00-00

---

# Bath

## Salle de bains

---

CIRCLE	P. 439	DEC	P. 435	DRESDE LED	P. 428
--------	--------	-----	--------	------------	--------

---

LOOP	P. 440	MIST	P. 436	REFLEX SQUARE	P. 442
------	--------	------	--------	---------------	--------

**E**

---

REFLEX ROUND	P. 443	TOI LED	P. 430	TOILET Q	P. 434
--------------	--------	---------	--------	----------	--------

---

TOILET SLIM	P. 432	VANITY	P. 444	VETRO	P. 438
-------------	--------	--------	--------	-------	--------



# Dresde Led

NAHTRANG STUDIO, 2020



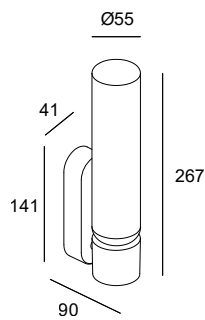
Simplicity and effectiveness  
Simplicité et efficacité



Black and nickel finishes  
Finitions en noir et nickel

TECHNICAL INFORMATION  
INFORMATIONS TECHNIQUES

BODY MAT	DIF MAT		50000h	3	IP	
AL	GLA		L80 B20	MacAdam	44	ON-OFF



LED							Finishing
K	CRI	W	W Total	Real Lm	Code		
3000	90	7,5	9,5	563	05-7983 - 05 21 - F9	 	
100-240V		50-60Hz					

# Toi Led

ÀLEX & MANEL LLUSCÀ, 2020



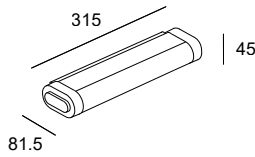




Pure lines in different sizes  
Lignes pures de différentes tailles

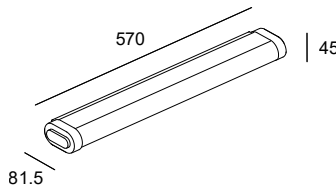
TECHNICAL INFORMATION  
INFORMATIONS TECHNIQUES

BODY MAT	DIF MAT	50000h	3	LOW	IP	
AL	PC	L80 B20	MacAdam	FLICKER	44	ON-OFF



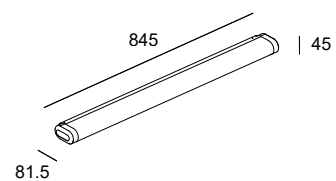
LED						
K	CRI	W	W Total	Real Lm	Code	Finishing
3000	80	6,7	8,7	661	⊕ 05-7830 - 21 - M1 ⊞ 05-7831	
		220-240V 50-60Hz				

BODY MAT	DIF MAT	50000h	3	LOW	IP	
AL	PC	L80 B20	MacAdam	FLICKER	44	ON-OFF



LED						
K	CRI	W	W Total	Real Lm	Code	Finishing
3000	80	13,4	15,3	1513	⊕ 05-7832 - 21 - M1 ⊞ 05-7833	
		220-240V 50-60Hz				

BODY MAT	DIF MAT		50000h	3	LOW	IP	
AL	PC		L80 B20	MacAdam	FLICKER	44	ON-OFF



LED						
K	CRI	W	W Total	Real Lm	Code	Finishing
3000	80	20,9	23,4	2103	05-7834 - 21 - M1	
		220-240V 50-60Hz				

---

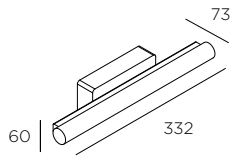
# Toilet Slim

CARLOS SANTOLARIA & MANEL LLUSCÀ, 2018



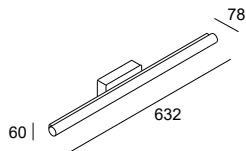
The essence of minimalism as the maximum success  
L'essentiel et le minimum pour un succès garanti

TECHNICAL INFORMATION  
INFORMATIONS TECHNIQUES



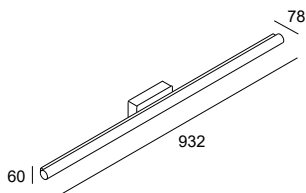
BODY MAT	DIF MAT		50000h	3	IP	
AL	PC		L80 B20	MacAdam	44	ON-OFF

LED						
K	CRI	W	W Total	Real Lm	Code	Finishing
3000	90	10,8	13,2	880	05-6395 - 21 - M1	
		100-240V 50-60Hz				



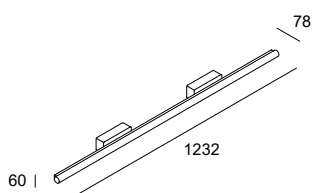
BODY MAT	DIF MAT		50000h	3	IP	
AL	PC		L80 B20	MacAdam	44	ON-OFF

LED						
K	CRI	W	W Total	Real Lm	Code	Finishing
3000	90	22	25	1777	05-6396 - 21 - M1	
		100-240V 50-60Hz				



BODY MAT	DIF MAT		50000h	3	IP	
AL	PC		L80 B20	MacAdam	44	ON-OFF

LED						
K	CRI	W	W Total	Real Lm	Code	Finishing
3000	90	28,3	32,7	2431	05-6397 - 21 - M1	
		100-240V 50-60Hz				



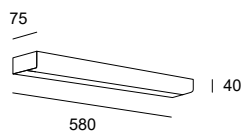
BODY MAT	DIF MAT		50000h	3	IP	
AL	PC		L80 B20	MacAdam	44	ON-OFF

LED						
K	CRI	W	W Total	Real Lm	Code	Finishing
3000	90	37,6	43,6	3472	05-6398 - 21 - M1	
		100-240V 50-60Hz				

# Toilet Q



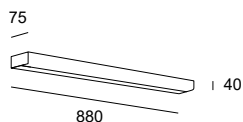
## TECHNICAL INFORMATION INFORMATIONS TECHNIQUES



BODY MAT	DIF MAT		50000h	3	IP	
AL	PC		L80 B20	MacAdam	44	ON-OFF

LED						
K	CRI	W	W Total	Real Lm	Code	Finishing
3000	80	8	11,7	367	05-1507 - 21 - M1	
100-240V		50-60Hz				

BODY MAT	DIF MAT		50000h	3	IP	
AL	PC		L80 B20	MacAdam	44	ON-OFF




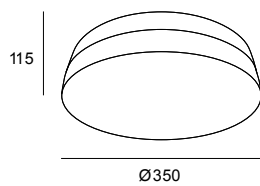
LED						
K	CRI	W	W Total	Real Lm	Code	Finishing
3000	80	14,4	18,2	828	05-1508 - 21 - M1	
220-240V		50-60Hz				


# Dec



## TECHNICAL INFORMATION INFORMATIONS TECHNIQUES

BODY MAT	DIF MAT		IK	IP	(SC)
ST	GLA		03	44	



E27		
<b>W</b> max. 80	<b>Code</b> 15-4370 - 21 - F9	<b>Finishing</b> 

<b>Smart Compatible accs. / Acc. Smart Compatible</b>	
71-8219-00-00	E27 RGBW Light For Life WIFI
71-A697-00-00	E27 TW Casambi

# Mist

NAHTRANG STUDIO, 2021

PENDANTS FAMILY P. 208,  
FAMILLE SUSPENSIONS P. 208





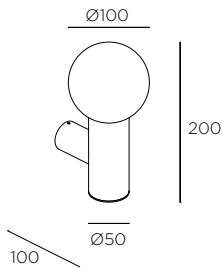
SIMPLICITY AND SUCCESS

Mist goes back to the roots, to the origin of the essence. With just a body and the perfect roundness of a light bulb, this collection stands out in the space by showcasing the charm of the purely original.

SIMPLICITÉ ET RÉUSSITE

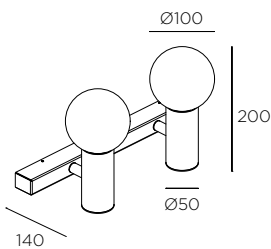
Mist est un retour aux sources. Avec les seuls éléments d'un corps et la rondeur parfaite de l'ampoule, cette collection se distingue dans l'espace pour mieux démontrer le charme de ses origines.

TECHNICAL INFORMATION  
INFORMATIONS TECHNIQUES



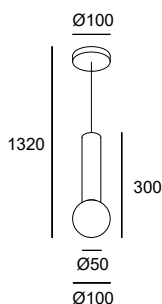
BODY MAT	DIF MAT		IP
ST	GLA		44

E14 Max L97 - Ø 35			
<b>W Total</b>	<b>Code</b>	<b>Finishing</b>	
max. 7	05-8337 - 05 - F9 21		



BODY MAT	DIF MAT			IP
ST	GLA		300°	44

E14 Max L97 - Ø 35			
<b>W</b>	<b>W Total</b>	<b>Code</b>	<b>Finishing</b>
2 x max. 7	max. 14	05-8338 - 05 - F9 21	



BODY MAT	DIF MAT		IP
ST	GLA		44

E14 Max L97 - Ø 35			
<b>W Total</b>	<b>Code</b>	<b>Finishing</b>	
max. 7	00-8337 - 05 - F9 21		

# Vetro

FRANCESC VILARÓ, 2019

CEILING LIGHTS FAMILY P. 226, WALL FIXTURES P. 282  
FAMILLE PLAFONNIERS P. 226, APPLIQUES P. 282

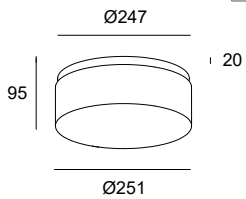


A classic with special double-thickness pressed glass

Un classique en verre pressé spécial à double épaisseur

## TECHNICAL INFORMATION INFORMATIONS TECHNIQUES

BODY MAT ST	DIF MAT GLA		IK 05	50000h L80 B20	3 MacAdam	LOW FLICKER		BREEAM	IP 44
----------------	----------------	--	----------	-------------------	--------------	----------------	--	--------	----------



LED							
K	CRI	W	W Total	Real Lm	Code	Finishing	
3000	80	19,4	22,4	1250	05-7387 - 14 - G5	○	



# Circle

GEMMA BERNAL, 2019

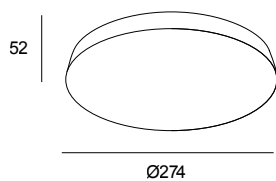


Classic bathroom sphere with high-quality light emission

Modèle classique de luminaire rond pour salles de bains qui offre une grande qualité de reproduction lumineuse

## TECHNICAL INFORMATION INFORMATIONS TECHNIQUES

BODY MAT	DIF MAT		50000h	3	IP	
ST	GLA		L80 B20	MacAdam	44	ON-OFF








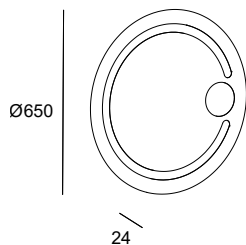
LED						
K	CRI	W	Real Lm	Code	Finishing	
3000	80	24,6	1382	15-6429 - 21 - F9		
220-240V		50-60Hz				



# Loop



TECHNICAL INFORMATION  
INFORMATIONS TECHNIQUES

BODY MAT	DIF MAT		50000h	5			IP		
GLA	GLA		L80 B20	MacAdam	Safety back	x3	44	ANTI FOG	ON-OFF





LED						
K	CRI	W	W Total	Real Lm	Code	Finishing
3000	80	17.5	18.2	325	75-8076 - K3 - F1	
 220-240V		50-60Hz				

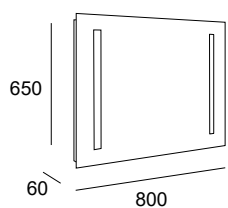
# Reflex Square





INTEGRATED LIGHTING  
ÉCLAIRAGE INTÉGRÉ

## TECHNICAL INFORMATION INFORMATIONS TECHNIQUES

BODY MAT	DIF MAT		50000h	5		IP	
AL	GLA		L80 B20	MacAdam	Safety back	44	ON-OFF



LED						
K	CRI	W	W Total	Real Lm	Code	Finishing
3000	80	20	21,6	1033	75-8119 - K3 - F1	
 100-240V		50-60Hz				

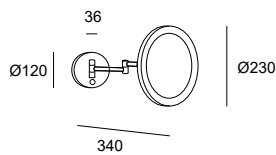
# Reflex Round



FUNCTIONALITY AND SUCCESS  
FONCTIONNALITÉ ET RÉUSSITE

## TECHNICAL INFORMATION INFORMATIONS TECHNIQUES

BODY MAT	DIF MAT		50000h	3			IP	
ST,MIR	ACR		L80 B20	MacAdam	±180°		44	ON-OFF



LED						
K	CRI	W	W Total	Real Lm	Code	Finishing
3000	80	6	7,4	139	75-5314 - 21 - K3	
100-240V		50-60Hz				

---

# Vanity

NAHTRANG STUDIO, 2022





MODERN DESIGN

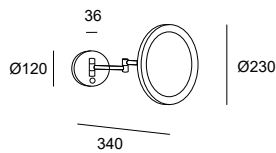
New in the bathroom mirror collection, it features a special modern and very attractive design, thanks to the double bottom in the placement of the mirror and the light effect it produces.

DESIGN CONTEMPORAIN

Ce nouveau miroir de salle de bains arbore une ligne contemporaine spéciale et très attrayante, grâce à son double fond et à l'effet lumineux qu'il produit.

TECHNICAL INFORMATION  
INFORMATIONS TECHNIQUES

<b>NEW</b>	<b>BODY MAT</b> AL	<b>DIF MAT</b> PLABS		<b>IP</b> 44	<b>50000h</b> L80 B20	<b>3</b> MacAdam	 ±180°	 ON-OFF	 TOUCH
------------	-----------------------	-------------------------	--	-----------------	--------------------------	---------------------	-----------	------------	-----------



LED						
K	CRI	W	W Total	Real Lm	Code	Finishing
3000	90	9	10,5	256	75-8508 - 05 - K3 21	 
 100-240V		50-60Hz				

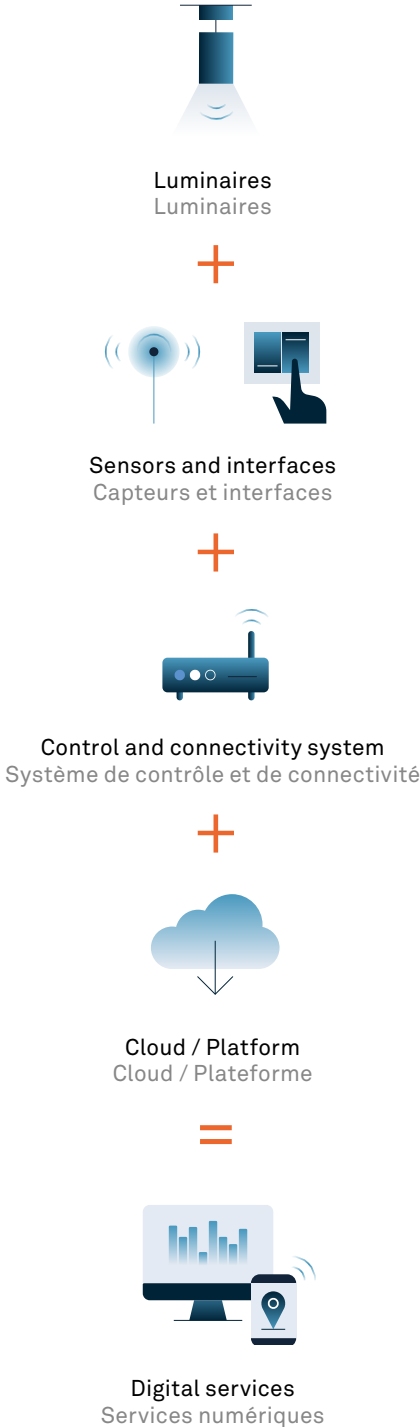
---

# Smart Lighting



Lighting is a cornerstone for people's activities and well-being. For this reason, at LEDS C4 we design luminaires and connectivity systems while considering how they interact with their environment. Technological developments have allowed us to maximise the benefits to people, buildings and organisations.

L'éclairage est un élément clé de l'activité et du bien-être des personnes. C'est pourquoi, chez LEDS C4 nous concevons et développons des luminaires et des systèmes de connectivité en pensant à leur mode d'interaction avec leur environnement. L'évolution de la technologie nous permet de maximiser les avantages pour les personnes, les bâtiments et les organisations.






---

**ENHANCES PEOPLE'S WELL-BEING**  
RENFORCE LE BIEN-ÊTRE DES PERSONNES

**Adapts lighting according to people's biological rhythms or the functional needs of a space.**

Adapte l'éclairage aux rythmes biologiques des personnes ou aux besoins fonctionnels de l'espace.



---

**PROMOTES EFFICIENT SPACE MANAGEMENT AND ENERGY SAVINGS**  
FAVORISE LA GESTION EFFICACE DE L'ESPACE ET LES ÉCONOMIES D'ÉNERGIE

**Collects information on the installation, allowing users to plan, adapt and improve the available resources.**

Recueille des informations sur l'installation, ce qui permet de planifier, d'adapter et d'améliorer les ressources disponibles.



---

**BOLSTERS YOUR ORGANISATION AND IMPROVES USER EXPERIENCE**  
DYNAMISE VOTRE ORGANISATION ET AMÉLIORE L'EXPÉRIENCE DES UTILISATEURS

**Creates flexible, dynamic spaces, which become yet another communication tool, improving users' perception in the space.**

Crée des espaces flexibles et dynamiques, qui se transforment en outil de communication supplémentaire, améliorant ainsi la perception des utilisateurs dans l'espace.

---

## FUNCTIONS AND SERVICES

### FONCTIONNALITÉS ET SERVICES

We turn your lighting, control and connectivity ideas into reality, facilitating the entire process in your projects.

Nous transformons vos idées d'éclairage, de contrôle et de connectivité en réalité, en facilitant l'ensemble du processus dans le cadre de vos projets.



#### AMBIENCES AND WELL-BEING ATMOSPHÈRES ET BIEN-ÊTRE

Create endless ambiences and achieve a flexible, dynamic environment.  
Créez d'infinies atmosphères et facilitez un environnement flexible et dynamique.



#### COLOUR MANAGEMENT GESTION DE LA COULEUR

Convey emotions through the space thanks to colour management.  
Transmettez des émotions à travers l'espace grâce à la gestion de la couleur.



---

#### ADVICE AND START-UP SERVICES SERVICES DE CONSEIL ET DE MISE EN SERVICE



##### READY TO


In-factory luminaire and connectivity device configuration service.  
Service de configuration des luminaires et des dispositifs connectés en usine.

##### ON SITE

Service that includes in-person advice and commissioning on site. Installation of luminaires not included.  
Service comprenant le conseil et la mise en service présenteielle sur site. Installation des luminaires non comprise.

#### DIGITAL SERVICES SERVICES NUMÉRIQUES

- Energy monitoring  
Suivi énergétique
- Space management  
Gestion de l'espace (Space)
- Asset tracking  
Suivi des objet






## AMBIENCES AND WELL-BEING

## ATMOSPHÈRES ET BIEN-ÊTRE

With a lighting control system and the option of adjusting a luminaire's intensity or colour temperature (Tunable White), the space is more flexible and dynamic, meaning it can adapt to changing needs.

Avec un système de contrôle de l'éclairage et la possibilité de varier l'intensité ou la température de couleur des luminaires (Tunable White), l'espace gagne en flexibilité et en dynamisme pour s'adapter à l'évolution des besoins.



### Strategies to obtain a flexible, dynamic space:

#### Stratégies pour obtenir un espace flexible et dynamique:

- Create lighting ambiances according to how the space is to be used. Criar ambientes de iluminação de acordo com o uso pretendido do espaço.  
Créer des ambiances lumineuses en fonction de l'utilisation prévue de l'espace.
- Adapt light according to circadian rhythm or Tunable White, adjusting the colour temperature depending on people's biorhythms and needs.  
Adapter la lumière selon le rythme circadien ou la fonction Tunable White permettant de régler la température de couleur, selon les besoins et les biorythmes des personnes.

### These strategies allow the following:

#### Ces stratégies permettent de:

- Increase in people's well-being.  
Augmenter le bien-être des personnes.
- Generation of sensations and emotions.  
Générer des sensations et des émotions.
- Attainment of a much more flexible space.  
Obtenir un espace beaucoup plus flexible.

---

Select the option that is best suited to your project  
Choisissez l'option la mieux adaptée à votre projet

---

#### ESSENTIAL

- Standalone, WiFi or Bluetooth  
Standalone, WiFi ou Bluetooth
- Static settings and reproduction of changing setting  
Scènes statiques et lecture de scènes en mouvement
- Colour control in luminaires with RGB or RGBW options  
Contrôle de la couleur sur luminaires à options RGB ou RGBW
- Tunable White adjustment  
Réglage Tunable White
- Schedule and calendar programming  
Programmations horaires et calendaires
- Remote control of the installation  
Contrôle de l'installation à distance
- Compatible with voice assistants  
Compatible avec les assistants vocaux

Required technology /Technologie requise:  
**Light for Life or Standalone**  
Light for Life ou Standalone



Sevilla Fashion Outlet. Sevilla 2020.

---

#### PERFORMANCE

- Bluetooth Mesh or DALI  
Bluetooth Mesh ou DALI
- Static settings and reproduction of changing setting  
Scènes statiques et lecture de scènes en mouvement
- Colour control in luminaires with RGB or RGBW options  
Contrôle de la couleur sur luminaires à options RGB ou RGBW
- Tunable White adjustment  
Réglage Tunable White
- Schedule and calendar programming  
Programmations horaires et calendaires
- Remote control of the installation  
Contrôle de l'installation à distance
- Customisable circadian rhythm curve  
Courbe du rythme circadien personnalisable
- Adjustment according to occupancy  
Réglage selon l'occupation
- Adjustment according to level of natural light  
Réglage selon le niveau de lumière naturelle
- Can be integrated with DALI system  
Intégrable au Système DALI
- Can be integrated via API  
Intégrable via API

Required technology /Technologie requise:  
**Casambi or DALI / Casambi ou DALI**



Arts Building. London, 2020  
Photographer / Photographe: Ståle Eriksen




## COLOUR MANAGEMENT

## GESTION DE LA COULEUR

Colour is the best vehicle for conveying emotions. A colourful space is capable of generating sensations and making the people found in it feel certain emotions. Providing spaces with colour makes them more flexible, as they can change according to the communication goal or the facility's context; all by using a LEDES C4 control system.

La couleur est le meilleur vecteur de transmission d'émotions. Un espace coloré est capable de générer des sensations et de faire ressentir des émotions aux personnes qui s'y trouvent. Doter les espaces de couleur les rend plus flexibles, en leur permettant de changer en fonction de l'objectif de communication ou du contexte de l'installation, le tout grâce à un système de contrôle de LEDES C4.



Hotel Galúa. Murcia 2021  
Photographer / Photographe: Leafhopper

---

Select the option that is best suited to your project  
Choisissez l'option la mieux adaptée à votre projet

---

#### ESSENTIAL

- Colour control in luminaires with RGB or RGBW options  
Contrôle de la couleur sur luminaires à options RGB ou RGBW
- Static settings and reproduction of changing settings  
Scènes statiques et lecture de scènes en mouvement

Required technology /Technologie requise:  
**Easy + o Stand Alone**

---

#### PERFORMANCE

- Colour control in luminaires with RGB or RGBW options  
Contrôle de la couleur sur luminaires à options RGB ou RGBW
- Static settings and reproduction of changing settings  
Scènes statiques et lecture de scènes en mouvement
- Schedule and calendar programming  
Programmations horaires et calendaires
- Remote control of the installation  
Contrôle de l'installation à distance

Required technology /Technologie requise:  
**Bluetooth Casambi or DMX**  
Bluetooth Casambi ou DMX

---

#### ADVANCED

- Colour control in luminaires with RGB or RGBW options  
Contrôle de la couleur sur luminaires à options RGB ou RGBW
- Static settings and reproduction of changing settings  
Scènes statiques et lecture de scènes en mouvement
- Schedule and calendar programming  
Programmations horaires et calendaires
- Remote control of the installation  
Contrôle de l'installation à distance
- Precise, individual control of luminaires and LEDs  
Contrôle précis et individuel des luminaires et LED
- Video mapping through luminaires  
Mapping vidéo par le biais des luminaires
- Interaction between light and environment  
Interaction entre la lumière et l'environnement


Required technology /Technologie requise:  
**Control Digital or DMX / Control Digital ou DMX**



Banco Pichincha. Ecuador 2020  
Photographer / Photographe:  
Diego Martínez - Zendero



Urafiki. Festival Grec. Barcelona 2021  
Photographer / Photographe: Jordi Anguera



Las Arenas. Barcelona.

---

## ADVICE AND START-UP SERVICES

Turn your lighting, control and connectivity ideas into reality easily and quickly thanks to our start-up services.

### SERVICES DE CONSEIL ET DE MISE EN SERVICE

Transformez en réalité vos idées d'éclairage, de contrôle et de connectivité rapidement et en toute facilité, grâce aux prestations de mise en service.

---

## READY TO SERVICES SERVICES READY TO

### Ready to use

This service includes basic in-factory light and device identification programming.

Service qui comprend la configuration de base en usine pour l'identification des luminaires et des dispositifs.

### Ready to play

This is a full in-factory set-up service that includes all of the project's lighting functions: light settings, schedule programming, sensors and much more.

Service de configuration totale en usine, qui intègre toutes les fonctionnalités d'éclairage du projet : scènes lumineuses, programmations horaires, capteurs et beaucoup plus.

---

## ON-SITE SERVICE SERVICE ON SITE

This service includes in-person advice and commissioning on site. Installation of luminaires not included.

Service comprenant le conseil et la mise en service présenteielle sur site. Installation des luminaires non comprise.



### Request for personalised requirements for your space

Demande de besoins personnalisés de votre espace



### Ready to Use Programming and commissioning of equipment in our factory

Programmation et mise en service des dispositifs en usine



### Ready to Play Programming of light settings, time schedules, circadian rhythm...

Programmation des scènes, programmations horaires, cycle circadien...



### Performance assessment via video conference

Conseils de fonctionnement par visioconférence



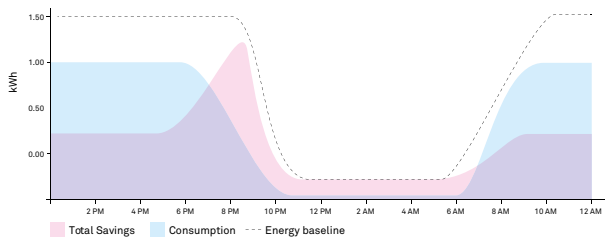
### App download. Access control of your space and enjoy

Téléchargez l'application. Accédez au contrôle de votre espace et profitez des fonctions





## DIGITAL SERVICES SERVICES NUMÉRIQUES



### Energy monitoring Suivi énergétique

This service allows a view of information related to the facility's energy management, helping to improve data analysis and implement strategies that enhance efficiency. Included: Service qui permet de visualiser des informations relatives à la gestion énergétique de l'installation, d'améliorer l'analyse des données et d'adopter des stratégies visant à améliorer l'efficacité. Fonctions comprises

- Allows a view of the installation's consumption according to a specific period of time.

Permet d'observer la consommation de l'installation pendant une période concrète.

- Allows a view of a luminaire's switch-on times

Permet de visualiser les heures d'allumage d'un luminaire

### Space management, Space Service Gestion de l'espace, service Space

This service allows the user to precisely view space usage rates, analysed according to space time or area studied. Generation of reports for improved analysis and a better understanding of data. Included:

Service qui permet la visualisation détaillée et précise des indices d'utilisation de l'espace, analysés par temps de séjour ou selon la zone étudiée. Création de rapports pour mieux analyser et comprendre les données. Fonctions comprises :

- Heat maps

Cartes thermiques

- Usage routes

Circuits d'utilisation

- Detailed usage report for the space

Rapport d'utilisation détaillée de l'espace

- Precise occupancy sensor detection depending on the period to be analysed

Détection précise des capteurs d'occupation en fonction de la période à analyser

### Asset Tracking, Where service

Suivi d'objets, service Where

This service allows for precise asset location analysis, the generation of location-based alarms, and swift asset identification. Included:

Service qui permet d'analyser la localisation des actifs avec précision, de générer des alertes en fonction de la localisation ou d'identifier un actif en toute rapidité. Fonctions comprises :

- View of the path and location of assets

Visualisation du parcours et de la localisation des objets

- Alarm management depending on prohibited access areas

Gestion des alertes en fonction des zones interdites d'accès

## CASAMBI

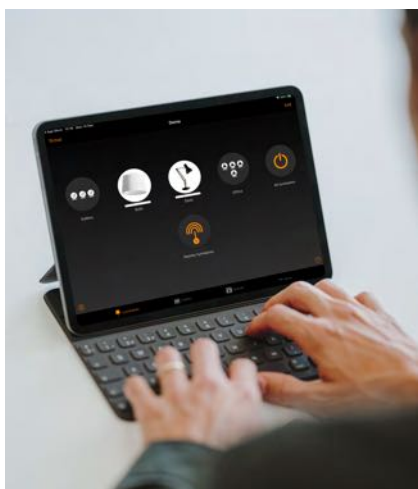


Lighting control solution based on Bluetooth Mesh 5 protocol with direct control from a Smartphone or Tablet, with no additional components required. The system's ease of use makes it suitable for any user. Its application is ideal for flexible, dynamic settings where a high level of interaction with luminaires is required.

Solution de contrôle d'éclairage fondée sur le protocole Bluetooth Mesh avec contrôle direct à partir d'un smartphone ou d'une tablette, sans nécessité d'ajouter un élément supplémentaire. La facilité d'utilisation du système le rend accessible à n'importe quel utilisateur. Son application est idéale pour les environnements flexibles et dynamiques, qui exigent une forte interaction avec les luminaires.

LEDS C4 offers smart lighting with built-in Casambi technology. In addition to Smart Lighting Compatible with these dimming technologies: DALI, 0/1–10V, Trailing-edge, DMX or PWM phase-cut (low voltage 12–24V).


LEDS C4 propose des luminaires Smart dotés de la technologie Casambi intégrée, ainsi que des luminaires Smart Compatible avec l'une des technologies de variation suivantes : DALI, 0/1-10 V, Coupure de fin de phase (« trailing edge »), DMX ou PWM (basse tension 12-24 V).



### Functions

#### Fonctionnalités

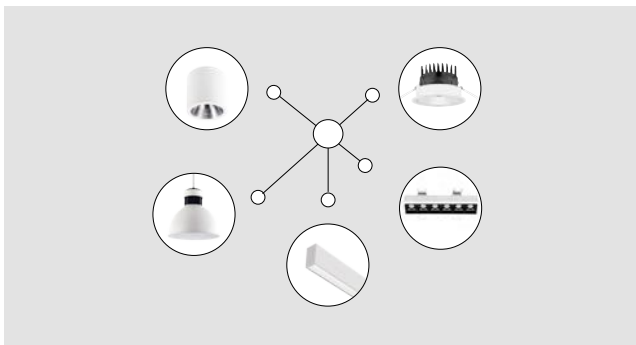
- Individual lighting control and point-to-point adjustment  
Contrôle individuel des luminaires et réglage point par point
- Creation of lighting groups.  
création de groupes de luminaire
- Adjustment according to calendar  
Réglage selon le calendrier
- Colour-temperature control  
Contrôle de la température de couleur
- Circadian cycle  
Rythme circadien
- Adjustment according to amount of natural light  
Réglage selon le niveau de lumière naturelle



#### Bluetooth Low energy Bluetooth Low energy

A solution based on the Bluetooth technology used in smart phones and tablets. This allows for direct communication between luminaire/controller and mobile device, without the need to add any other physical elements.

Solution fondée sur la technologie Bluetooth, qui est déjà intégrée aux dispositifs mobiles tels que smartphones et tablettes. Cela permet une communication directe entre luminaire/contrôleur et dispositif mobile, sans nécessité d'ajouter aucun élément physique supplémentaire pour le contrôler.




#### Wireless Mesh Network

Wireless Mesh Network (Réseau maillé sans fil)

A scalable system that makes it possible to create a made-to-measure information network (nodes) which devices can be added to. The system intelligence is replicated in each node, meaning that if one node is removed, the rest of the system can still function. With this mesh system and Bluetooth technology, an internet connection is not required for local control.

Système évolutif qui permet de créer un réseau d'information (nœuds) à mesure que l'on ajoute des dispositifs. L'intelligence du système se reproduit sur chaque nœud, de manière que si un nœud disparaît, le reste du système continue de fonctionner. Grâce à ce système maillé et à la technologie Bluetooth, il n'est pas nécessaire de disposer d'une connexion Internet pour un contrôle local.



#### Casambi Ecosystem














Écosystème Casambi












The Casambi ecosystem ensures interoperability between different products like sensors and switches.

L'écosystème Casambi permet une grande interopérabilité entre différents produits tels que capteurs, interrupteurs, etc.

## Casambi accessories

### Accesoires Casambi

		L x W x H mm	IP	V in F (Hz)	Luminaires Luminaires DALI	W max	Protocol	Code
	<b>DALI - 0-10V dimmer</b> Variateur 0-10 V – DALI	56 x 36 x 22	IP20	220-240V 50-60Hz	1	-	0-10 / DALI	71-5961-00-00
	<b>Trailing edge dimmer</b> Variateur Trailing edge	40 x 36 x 14	IP20	100-240V 50-60Hz	1	150W	Trailing edge	71-5959-00-00
	<b>4 ch. PWM dimmer</b> Variateur 4 ch PWM	72,6 x 30 x 18	IP20	12-24V DC	1	72W 12VDC, 144W 24VDC	PWM 4 canaux	71-8050-00-00
	<b>1-Channel PWM controller</b> Variateur PWM 1 canal	45 x 58 x 19	IP20	100-240V 50-60Hz	1	120W 12VDC, 240W 24VDC	PWM 1 canal	71-A857-00-00
	<b>Casambi PWM one-circuit 24V power supply</b> Source d'alimentation Casambi de 1 canal 24 V.	191 x 63 x 37,5	IP67		1	120W 24V	PWM 1 canal	71-A242-00-00
	<b>IP65 box Power supply and 4-channel PWM controller</b> Boîtier IP65 source d'alimentation et variateur PWM 4 canaux	253 x 342 x 132	IP65	100-277V 50-60Hz		144W, 24VDC	PWM 4 canaux	71-E300-00-00
	<b>DALI Broadcast controller</b> Variateur DALI Broadcast	38 x 38 x 26	IP64	100-240 50-60Hz	50	100mA DALI	DALI Dt8 Broadcast	71-A301-00-00
	<b>Casambi DALI eight-group converter</b> Converter Casambi DALI 8 groupes	180 x 42 x 25	IP20	24-48V DC	64	250mA Bus DALI	DALI 8 grupos	71-A239-00-00
	<b>Track Low Voltage compatible DALI controller</b> Variateur DALI compatible avec Track Low Voltage	143 x 18 x 59	IP20	24-48VDC	64	250mA Bus DALI	DALI Broadcast	71-8115-00-00
	<b>White track DALI Broadcast dimmer</b> Variateur DALI Broadcast sur rail blanc	91 x 45 x 124	IP20	100-240 50-60Hz	64	250mA Bus DALI	DALI Broadcast	71-A243-14-14
	<b>Black track DALI Broadcast dimmer</b> Variateur DALI Broadcast sur rail noir	91 x 45 x 124	IP20	100-240 50-60Hz	64	250mA Bus DALI	DALI Broadcast	71-A243-60-60
	<b>Casambi DALI converter IP66</b> Convertisseur Casambi DALI IP66	108 x 62 x 108	IP66	100-240 50-60Hz	64	150mA Bus DALI	DALI Broadcast	71-A237-00-00
	<b>Casambi DMX converter IP66</b> Convertisseur Casambi DMX IP66	108 x 62 x 10	IP66	100-240 50-60Hz	-	-	DMX Broadcast	71-A238-00-00

		L x W x H mm	IP	V in F (Hz)	Luminaires Luminaires DALI	W max	Protocol	Code
	DALI Casambi controller Contrôleur DALI Casambi	40 x 36 x 14	IP20	9,5-22,5VDC	-	DALI	-	71-8051-00-00
	On Off relay Relais On Off	50 x 120 x 32	IP40	100-240 50-60Hz	-	1500 W	On Off	71-A300-00-00
	Recessed sensor Brightness and presence with DALI output Capteur d'encastrement Luminosité et présence avec sortie DALI	Ø 76 x 69	IP40	230V 50Hz	10	1500W, 20mA bus DALI	DALI Broadcast	71-A696-00-00
	Presence and brightness sensor Détecteur de présence et de luminosité	Ø 85 x 88	IP20	220-240V 50Hz	-	-	-	71-8049-00-00
	Black three-phase track presence and brightness sensor Capteur de présence et de luminosité sur rail triphasé noir	70 x 59 x 39	IP20	220-240V 50Hz	-	-	-	71-A241-60-60
	White three-phase track presence and brightness sensor Capteur de présence et de luminosité sur rail triphasé blanc	70 x 59 x 39	IP20	220-240V 50Hz	-	-	-	71-A241-14-14
	Black Casambi button panel Commande Casambi noire	90 x 90 x 12	IP20	Bateria CR2430	-	-	-	71-8053-00-00
	White Casambi button panel Commande Casambi blanche	90 x 90 x 12	IP20	Bateria CR2430	-	-	-	71-A240-00-00
	Timer Minuterie	45 x 58 x 25	IP20	45 x 12-48 x 25	-	-	-	71-8052-00-00
	4 Digital signal converter Convertisseur 4 signaux numériques	Ø 53 x 21	IP20	230V 50Hz	-	max. 10mA	Potential-free digital inputs Entrées numériques sans potentiel	71-A302-00-00
	E27 TW 2200-6500K Casambi light bulb Ampoule E27 TW 2 200-6 500 K Casambi	Ø 60 x 115	IP20	100-240V 50-60Hz	-	8W-	-	71-A697-00-00

## LIGHT FOR LIFE



Lighting control solution based on wireless Bluetooth technology/wi-fi\*, depending on the type of product. It can be directly controlled from your smartphone using the app Light for Life — a fast and easy-to-use application. This system is compatible with all major voice assistants.

Solution de contrôle d'éclairage fondée sur la technologie sans fil Bluetooth/Wi-Fi\*, en fonction du type de produit. Permet le contrôle direct par smartphone, à l'aide de Light for Life, une application rapide et facile à utiliser. Le système est compatible avec les principaux assistants vocaux.








### Functions



























#### Fonctionnalités

- Individually control the lights directly from a smartphone  
Contrôle individuel des luminaires directement à partir d'un smartphone
- Control the colour temperature and lights' RGB  
Contrôle de la température de couleur et RGB des luminaires
- Create scenes that set the mood at any given time  
Création de scènes pour ajuster l'atmosphère idéale à chaque instant
- Timer for automatic activation  
Programmation horaire pour les activations automatiques



























**Light for Life accessories**  
**Accessoires Light for Life**

		LxWxH mm	IP	V in F (Hz)	Luminaires Luminaires max.	W max.	Protocol	Code		
	<b>Controller 0/1-10V or DALI</b> Variateur 0/1-10 V ou Dali	100 x 38 x 21	20	110-240V 50-60Hz	0-10V: max 10 DALI: max 20	0-10V: max 1000W (220V) max 500W (110V)	0/1-10V DALI	71-8218-00-00		
	<b>On/Off relay</b> Relais On-Off (marche/arrêt)	88 x 39 x 23	20	110-240V 50-60Hz	-	1100W for 110V	On-Off	71-A189-00-00		
		LED	Tc	P (W)	Lm	V	Hz	Proto- col	Optics	Code
	<b>E27 RGBW Wi-Fi light bulb</b> Ampoule E27 RGBW WiFi	E27	RGBW	12	950*	220-240V	50Hz	Light for Life	180°	71-8219-00-00
	<b>GU10 TW Wi-Fi light bulb</b> Ampoule WiFi GU10 TW	GU10	TW	5	345*	220-240V	50Hz	Light for Life	180°	71-8220-00-00
	<b>E14 TW Wi-Fi light bulb</b> Ampoule E14 TW WiFi	E14	TW	5	470*	220-240V	50Hz	Light for Life	200°	71-8221-00-00











## Finishes / Finitions

	ES	Natural rattan	Rotin naturel
	ET	Painted gold	Or peint
	F1	Sandblasted glass	Verre sablé
	K3	Mirror glass	Verre miroir
	M1	Opal white	Blanc opale
	14	White	Blanc
	21	Chrome	Chrome
	34	Grey	Gris
	Z5	Urban grey	Gris urbain
	60	Black	Noir
	81	Satin nickel	Nickel satiné
	M3	Anodised	Anodisé
	20	Beige	Beige
	37	Transparent	Transparent
	19	Bronze	Bronze
	DC	Cement	Ciment
	S2	Satin aluminium	Aluminium satiné
	55	Alabaster	Albâtre
	DN	Matte gold	Or mat
	05	Metallic black	Noir métallique
	DO	Polished brass	Laiton poli
	23	Gold	Or
	DL	Gold	Or
	EM	Stone grey	Gris pierre
	F5	Gold	Or
	CS	Cement grey	Gris ciment



	93	Light wood	Bois blond
	CI	Brown	Marron
	E4	Patina	Patiné
	16	Off white	Blanc ancien
	BY	Sand	Sable
	S4	Golden amber	Ambre doré
	50	Patina	Patiné
	GA	Light grey felt	Feutre gris clair
	GB	Dark grey felt	Feutre gris foncé
	12	Fumé	Fumé
	08	Green	Vert
	EV	Gloss Black	Noir brillant
	15	Amber	Ambré
	EU	Gloss White	Blanc brillant
	F9	Sandblasted	Sablé
	CU	Red	Rouge
	CG	Old Brown	Marron vieilli
	06	Copper	Cuivre
	T008	Fabric screen	Tissu screen
	T007	White	Blanc
	EF	Painted gold	Or peint
	27	Matt satin finished brass	Laiton satiné mat
	92	Dark ash	Frêne foncé
	93	Light ash	Frêne clair
	BW	Matt white	Blanc mate
	EK	Dark gray	Gris foncé

## Finishes / Finitions
















	EQ	Light brown	Brun clair
	CT	Wood brown	Bois marron
	AP	Gold	Or
	AQ	Metallic grey	Gris métallisé
	78	Porcelain white	Blanc porcelaine
	AJ	Opera grey	Gris opéra
	AH	Ecobright aluminium	Aluminium ecobright
	01	Gold plating	Dorure à l'or par électrolyse
	H13W	Black	Noir
	EX	Olive grey	Gris olive

## Materials / Matériaux

ABS	ABS	ABS
ACR	Acrylic	Acrylique
AL	Aluminium	Aluminium
CON	Concrete	Ciment
GLA	Glass	Verre
MIR	Mirror	Miroir
PC	Polycarbonate	Polycarbonate
PE	Polyethylene	Polyéthylène
PMMA	PMMA	PMMA
PP	Polypropylene	Polypropylène
PUR	Polyurethane	Polyuréthane
SIL	Silicone	Silicone
ST	Steel	Acier
WOOD	Wood	Bois
ALAB	Alabaster	Albâtre
FELT	Felt	Feutre
G	Graphene	Graphène
MA	Methacrylate	Méthacrylate
NPRN	Neoprene	Néoprène
PA	Nylon	Nylon
PL ABS	Plastic	Plastique
PVC	PVC	PVC

R	Resin	Résine
RATAN	Rattan	Rotin
TEX	Textile	Textile
VYL	Vinyl	Vinyle
AISI304	Stainless steel AISI304	Acier inoxydable AISI 304
AISI316	Stainless steel AISI316	Acier inoxydable AISI 316
GL TMP	Tempered glass	Verre trempé
PC+ABS	Polycarbonate + ABS	Polycarbonate + ABS
PLABS	Plastic	Plastique
PLSTER	Plaster	Plâtre
PLY	PLY	PLY
POLI	Technopolymer	Technopolymère
WASHI	Japanese paper	Papier japonais
MAR	Marble	Marbre
PBT	Polystyrene	Polystyrène

## Symbols / Symboles

	New feature	Nouveauté
	Structure material	Matériau de la structure
	Diffuser material	Matériau du diffuseur
	Hours of life	Heures de vie
	MacAdam	MacAdam
	UGR	UGR
	Low Flicker	Low Flicker
	A coding system that shows the degree of protection that a cover provides against the penetration of solid objects or dust and liquids	Système de codification permettant d'indiquer le degré de protection procuré par une enveloppe contre la pénétration de corps solides, poussières et liquides
	A coding system that shows the degree of protection that a cover provides against damaging mechanical impacts. Energy of impact (Joules)	Système de codification permettant d'indiquer le degré de protection procuré par une enveloppe contre les impacts mécaniques nuisibles. Énergie d'impact (en joules)
	x metres of cable	x mètres de câble
	3x magnifying mirror	Miroir grossissant x 3
	Anti-fog. System included to prevent the mirror being obscured by steam.	Antibuée. Système inclus pour empêcher le miroir de s'embuer avec de la vapeur d'eau.
	The safety backing is a film applied to the reverse of the mirrors to prevent injury caused by glass in the event of breakage.	Le revêtement arrière de sécurité est un film appliqué au dos des miroirs pour éviter les blessures dues au verre en cas de casse.
	Equipment not included	Équipement non compris
	Equipment included	Équipement compris



## References Index / Index des références

Reference Référence	Page Page	Reference Référence	Page Page	Reference Référence	Page Page	Reference Référence	Page Page
00-0001-XX-XX	120	00-5981-XX-XX	189	00-6460-XX-XX	83	00-7590-XX-XX	173
00-0002-XX-XX	120	00-5982-XX-XX	189	00-6461-XX-XX	83	00-7591-XX-XX	173
00-0073-XX-XX	211	00-5984-XX-XX	193	00-6463-XX-XX	83	00-7592-XX-XX	179
00-0641-XX-XX	120	00-5989-XX-XX	195	00-6662-XX-XX	75	00-7593-XX-XX	179
00-0642-XX-XX	120	00-5990-XX-XX	195	00-6663-XX-XX	75	00-7614-XX-XX	99
00-1640-XX-XX	187	00-5991-XX-XX	196	00-6664-XX-XX	75	00-7615-XX-XX	99
00-1799-XX-XX	203	00-5992-XX-XX	196	00-6665-XX-XX	75	00-7691-XX-XX	92
00-2726-XX-XX	131	00-5993-XX-XX	197	00-6666-XX-XX	76	00-7692-XX-XX	92
00-2727-XX-XX	131	00-5994-XX-XX	197	00-6667-XX-XX	76	00-7693-XX-XX	92
00-3642-XX-XX	121	00-5995-XX-XX	195	00-6668-XX-XX	76	00-7694-XX-XX	92
00-3646-XX-XX	121	00-5996-XX-XX	196	00-6669-XX-XX	76	00-7695-XX-XX	92
00-3647-XX-XX	121	00-5997-XX-XX	197	00-6670-XX-XX	110	00-7696-XX-XX	92
00-3648-XX-XX	121	00-5998-XX-XX	193	00-6671-XX-XX	110	00-7685-XX-XX	93
00-3649-XX-XX	121	00-6001-XX-XX	87	00-7064-XX-XX	110	00-7686-XX-XX	93
00-3685-XX-XX	192	00-6002-XX-XX	87	00-7065-XX-XX	111	00-7687-XX-XX	93
00-4037-XX-XX	137	00-6010-XX-XX	82	00-7066-XX-XX	111	00-7688-XX-XX	93
00-4851-XX-XX	203	00-6011-XX-XX	82	00-7067-XX-XX	111	00-7689-XX-XX	93
00-4925-XX-XX	191	00-6012-XX-XX	83	00-7074-XX-XX	110	00-7690-XX-XX	93
00-4926-XX-XX	191	00-6013-XX-XX	83	00-7075-XX-XX	111	00-7727-XX-XX	127
00-5275-XX-XX	129	00-6014-XX-XX	128	00-7076-XX-XX	111	00-7728-XX-XX	127
00-5297-XX-XX	193	00-6017-XX-XX	72	00-7077-XX-XX	111	00-7729-XX-XX	127
00-5346-XX-XX	195	00-6018-XX-XX	72	00-7365-XX-XX	219	00-7730-XX-XX	127
00-5347-XX-XX	195	00-6019-XX-XX	74	00-7382-XX-XX	117	00-7731-XX-XX	127
00-5348-XX-XX	196	00-6020-XX-XX	74	00-7383-XX-XX	117	00-7732-XX-XX	127
00-5349-XX-XX	196	00-6021-XX-XX	73	00-7384-XX-XX	117	00-7898-XX-XX	206
00-5350-XX-XX	197	00-6066-XX-XX	74	00-7385-XX-XX	117	00-7899-XX-XX	206
00-5351-XX-XX	197	00-6067-XX-XX	74	00-7388-XX-XX	156	00-7900-XX-XX	206
00-5456-XX-XX	211	00-6303-XX-XX	93	00-7389-XX-XX	156	00-7901-XX-XX	206
00-5478-XX-XX	189	00-6304-XX-XX	93	00-7390-XX-XX	157	00-7902-XX-XX	206
00-5479-XX-XX	189	00-6305-XX-XX	93	00-7391-XX-XX	157	00-7903-XX-XX	207
00-5574-XX-XX	195	00-6306-XX-XX	92	00-7392-XX-XX	156	00-7904-XX-XX	207
00-5575-XX-XX	195	00-6307-XX-XX	92	00-7393-XX-XX	156	00-7905-XX-XX	207
00-5576-XX-XX	196	00-6308-XX-XX	92	00-7394-XX-XX	157	00-7977-XX-XX	403
00-5577-XX-XX	196	00-6314-XX-XX	93	00-7395-XX-XX	158	00-7979-XX-XX	403
00-5578-XX-XX	197	00-6315-XX-XX	93	00-7396-XX-XX	157	00-7980-XX-XX	403
00-5579-XX-XX	197	00-6316-XX-XX	93	00-7397-XX-XX	158	00-7981-XX-XX	403
00-5580-XX-XX	193	00-6317-XX-XX	92	00-7398-XX-XX	159	00-7984-XX-XX	183
00-5678-XX-XX	213	00-6318-XX-XX	92	00-7399-XX-XX	160	00-7985-XX-XX	183
00-5693-XX-XX	117	00-6319-XX-XX	92	00-7400-XX-XX	159	00-7986-XX-XX	183
00-5694-XX-XX	117	00-6414-XX-XX	219	00-7401-XX-XX	160	00-7992-XX-XX	217
00-5695-XX-XX	117	00-6415-XX-XX	219	00-7402-XX-XX	161	00-7993-XX-XX	217
00-5696-XX-XX	117	00-6452-XX-XX	82	00-7403-XX-XX	163	00-8107-XX-XX	151
00-5977-XX-XX	195	00-6454-XX-XX	82	00-7404-XX-XX	161	00-8108-XX-XX	151
00-5978-XX-XX	196	00-6455-XX-XX	82	00-7405-XX-XX	162	00-8109-XX-XX	221
00-5979-XX-XX	197	00-6457-XX-XX	82	00-7588-XX-XX	173	00-8110-XX-XX	221
00-5980-XX-XX	137	00-6458-XX-XX	83	00-7589-XX-XX	173	00-8248-XX-XX	44

## References Index / Index des références

Reference Référence	Page Page	Reference Référence	Page Page	Reference Référence	Page Page	Reference Référence	Page Page
00-8250-XX-XX	44	00-8376-XX-XX	168	00-A010-XX-XX	173	05-6420-XX-XX	303
00-8256-XX-XX	43	00-8377-XX-XX	168	00-A011-XX-XX	173	05-6421-XX-XX	303
00-8257-XX-XX	43	00-8378-XX-XX	160	05-0070-XX-XX	350	05-6422-XX-XX	325
00-8259-XX-XX	43	00-8379-XX-XX	161	05-0071-XX-XX	351	05-6423-XX-XX	325
00-8261-XX-XX	43	00-8380-XX-XX	167	05-1507-XX-XX	434	05-6424-XX-XX	305
00-8266-XX-XX	42	00-8381-XX-XX	168	05-1508-XX-XX	434	05-6428-XX-XX	304
00-8267-XX-XX	42	00-8382-XX-XX	162	05-1793-XX-XX	354	05-6488-XX-XX	311
00-8269-XX-XX	42	00-8383-XX-XX	163	05-1794-XX-XX	354	05-7365-XX-XX	289
00-8271-XX-XX	42	00-8384-XX-XX	169	05-1796-XX-XX	354	05-7366-XX-XX	320
00-8276-XX-XX	44	00-8385-XX-XX	169	05-1798-XX-XX	354	05-7367-XX-XX	320
00-8278-XX-XX	44	00-8386-XX-XX	162	05-2019-XX-XX	350	05-7370-XX-XX	341
00-8280-XX-XX	45	00-8387-XX-XX	162	05-2703-XX-XX	352	05-7380-XX-XX	293
00-8285-XX-XX	45	00-8388-XX-XX	168	05-2704-XX-XX	352	05-7381-XX-XX	293
00-8292-XX-XX	44	00-8389-XX-XX	169	05-2705-XX-XX	352	05-7382-XX-XX	293
00-8293-XX-XX	44	00-8391-XX-XX	142	05-2706-XX-XX	317	05-7383-XX-XX	293
00-8294-XX-XX	43	00-8392-XX-XX	142	05-2755-XX-XX	339	05-7385-XX-XX	267
00-8295-XX-XX	43	00-8393-XX-XX	142	05-2756-XX-XX	339	05-7387-XX-XX	226, 282, 438
00-8296-XX-XX	43	00-8394-XX-XX	143	05-2759-XX-XX	315	05-7388-XX-XX	269
00-8297-XX-XX	42	00-8395-XX-XX	143	05-2830-XX-XX	319	05-7389-XX-XX	269
00-8298-XX-XX	42	00-8396-XX-XX	143	05-2831-XX-XX	319	05-7562-XX-XX	277
00-8299-XX-XX	42	00-8403-XX-XX	147	05-3217-XX-XX	337	05-7563-XX-XX	276
00-8301-XX-XX	45	00-8404-XX-XX	147	05-3218-XX-XX	337	05-7564-XX-XX	276
00-8302-XX-XX	105	00-8405-XX-XX	147	05-3220-XX-XX	345	05-7573-XX-XX	347
00-8303-XX-XX	105	00-8406-XX-XX	147	05-3980-XX-XX	351	05-7574-XX-XX	347
00-8304-XX-XX	105	00-8410-XX-XX	26	05-4394-XX-XX	343	05-7575-XX-XX	347
00-8305-XX-XX	105	00-8411-XX-XX	26	05-4401-XX-XX	353	05-7576-XX-XX	347
00-8306-XX-XX	105	00-8412-XX-XX	26	05-4755-XX-XX	316	05-7582-XX-XX	278
00-8307-XX-XX	105	00-8413-XX-XX	27	05-5085-XX-XX	253	05-7587-XX-XX	329
00-8317-XX-XX	73	00-8414-XX-XX	27	05-5296-XX-XX	321	05-7588-XX-XX	279
00-8318-XX-XX	73	00-8415-XX-XX	27	05-5306-XX-XX	281	05-7606-XX-XX	295
00-8319-XX-XX	74	00-8513-XX-XX	135	05-5307-XX-XX	281	05-7641-XX-XX	355
00-8320-XX-XX	74	00-8514-XX-XX	135	05-5478-XX-XX	238	05-7642-XX-XX	355
00-8337-XX-XX	209, 437	00-8527-XX-XX	72	05-5693-XX-XX	267	05-7723-XX-XX	247
00-8348-XX-XX	166	00-8528-XX-XX	72	05-5936-XX-XX	349	05-7742-XX-XX	257
00-8364-XX-XX	166	00-8529-XX-XX	75	05-5956-XX-XX	342	05-7830-XX-XX	431
00-8365-XX-XX	166	00-8530-XX-XX	75	05-5964-XX-XX	348	05-7831-XX-XX	431
00-8366-XX-XX	158	00-8531-XX-XX	75	05-5964-XX-XX	348	05-7832-XX-XX	431
00-8367-XX-XX	159	00-8532-XX-XX	75	05-6024-XX-XX	310	05-7833-XX-XX	431
00-8368-XX-XX	167	00-8533-XX-XX	76	05-6069-XX-XX	349	05-7834-XX-XX	431
00-8369-XX-XX	167	00-8534-XX-XX	76	05-6193-XX-XX	314	05-7975-XX-XX	327
00-8370-XX-XX	158	00-8535-XX-XX	77	05-6395-XX-XX	433	05-7976-XX-XX	327
00-8371-XX-XX	159	00-8536-XX-XX	77	05-6396-XX-XX	433	05-7982-XX-XX	313
00-8372-XX-XX	166	00-8537-XX-XX	73	05-6397-XX-XX	433	05-7983-XX-XX	429
00-8373-XX-XX	167	00-8538-XX-XX	73	05-6398-XX-XX	433	05-8102-XX-XX	251
00-8374-XX-XX	160	00-A008-XX-XX	173	05-6414-XX-XX	289	05-8103-XX-XX	251
00-8375-XX-XX	161	00-A009-XX-XX	173	05-6415-XX-XX	289		

## References Index / Index des références

Reference Référence	Page Page	Reference Référence	Page Page	Reference Référence	Page Page	Reference Référence	Page Page
05-8104-XX-XX	251	05-A000-XX-XX	348	15-7603-XX-XX	175	71-4695-XX-XX	199, 227
05-8249-XX-XX	46	05-A001-XX-XX	348	15-7604-XX-XX	176	71-4817-XX-XX	201, 291
05-8250-XX-XX	47	10-1523-XX-XX	377	15-7605-XX-XX	177	71-4818-XX-XX	201, 291
05-8251-XX-XX	46	10-1940-XX-XX	389	15-7723-XX-XX	92	71-4819-XX-XX	291
05-8252-XX-XX	47	10-3273-XX-XX	378	15-7982-XX-XX	237	71-4820-XX-XX	201
05-8253-XX-XX	46	10-4755-XX-XX	373	15-8330-XX-XX	231	71-4821-XX-XX	201, 291
05-8255-XX-XX	45	10-4759-XX-XX	393	15-8331-XX-XX	231	71-4824-XX-XX	201, 291
05-8256-XX-XX	45	10-5076-XX-XX	387	15-8513-XX-XX	235	71-4825-XX-XX	201, 291
05-8260-XX-XX	46	10-5693-XX-XX	371	15-8514-XX-XX	235	71-4940-XX-XX	201, 291
05-8279-XX-XX	49	10-6010-XX-XX	359	15-A022-XX-XX	185, 225	71-4851-XX-XX	203
05-8283-XX-XX	47	10-6011-XX-XX	359	15-A023-XX-XX	185, 225	71-5959-XX-XX	142, 143, 147, 191, 193, 349
05-8286-XX-XX	48	10-6420-XX-XX	376	15-A029-XX-XX	174	71-5961-XX-XX	73, 74, 82, 83, 92, 93, 110, 111, 127, 147, 206, 207
05-8287-XX-XX	48	10-7063-XX-XX	397	15-A030-XX-XX	175	71-5967-XX-XX	211
05-8288-XX-XX	49	10-7385-XX-XX	371	15-A031-XX-XX	176	71-6022-XX-XX	74
05-8289-XX-XX	47	10-7582-XX-XX	372	15-A032-XX-XX	177	71-6196-XX-XX	184, 185
05-8290-XX-XX	48	10-7606-XX-XX	375	15-A033-XX-XX	174	71-6417-XX-XX	289
05-8291-XX-XX	48	10-7607-XX-XX	375	15-A034-XX-XX	175	71-7370-XX-XX	341
05-8329-XX-XX	297	10-7742-XX-XX	367	15-A035-XX-XX	176	71-7371-XX-XX	341
05-8335-XX-XX	237	10-7982-XX-XX	379	15-A036-XX-XX	177	71-7372-XX-XX	341
05-8336-XX-XX	237	10-8102-XX-XX	363	15-A037-XX-XX	184, 224	71-7373-XX-XX	341
05-8337-XX-XX	437	10-8106-XX-XX	369	15-A038-XX-XX	185, 225	71-7374-XX-XX	341
05-8338-XX-XX	437	10-8327-XX-XX	397	15-A039-XX-XX	184, 224	71-7375-XX-XX	341
05-8339-XX-XX	309	10-8350-XX-XX	393	15-A040-XX-XX	185, 225	71-7376-XX-XX	341
05-8348-XX-XX	271	10-8430-XX-XX	365	20-7612-XX-XX	99	71-7377-XX-XX	341
05-8356-XX-XX	262	10-8516-XX-XX	385	20-7613-XX-XX	99	71-7378-XX-XX	341
05-8357-XX-XX	262	10-8518-XX-XX	385	25-1940-XX-XX	421	71-7379-XX-XX	341
05-8358-XX-XX	265	10-8519-XX-XX	385	25-2934-XX-XX	409	71-7563-XX-XX	276
05-8359-XX-XX	262	10-8540-XX-XX	391	25-4755-XX-XX	414	71-7564-XX-XX	276, 277
05-8360-XX-XX	263	15-0073-XX-XX	239	25-4759-XX-XX	425	71-7579-XX-XX	397
05-8361-XX-XX	262	15-0074-XX-XX	239	25-5076-XX-XX	420	71-7660-XX-XX	278
05-8362-XX-XX	263	15-4370-XX-XX	435	25-5693-XX-XX	411	71-8219-XX-XX	26-33, 156-163, 166-169, 187, 203, 217, 269, 271, 287, 289, 315, 316, 323, 331, 334, 337, 339, 353, 385, 393, 413- 415, 423, 425, 435
05-8363-XX-XX	263	15-4922-XX-XX	199, 227	25-6420-XX-XX	412		
05-8390-XX-XX	283	15-4924-XX-XX	199, 227	25-7385-XX-XX	411		
05-8397-XX-XX	307	15-6196-XX-XX	184, 224	25-7582-XX-XX	413		
05-8399-XX-XX	334	15-6197-XX-XX	185, 225	25-7742-XX-XX	405		
05-8400-XX-XX	334	15-6429-XX-XX	439	25-8102-XX-XX	407		
05-8401-XX-XX	334	15-6433-XX-XX	185, 225	25-8106-XX-XX	415		
05-8402-XX-XX	319	15-7590-XX-XX	174	25-8350-XX-XX	425		
05-8507-XX-XX	307	15-7591-XX-XX	175	25-8520-XX-XX	419		
05-8509-XX-XX	299	15-7592-XX-XX	176	25-8521-XX-XX	419		
05-8510-XX-XX	301	15-7593-XX-XX	177	25-8522-XX-XX	419		
05-8510-XX-XX	323	15-7596-XX-XX	174	25-8540-XX-XX	423		
05-8511-XX-XX	323	15-7597-XX-XX	175	71-0073-XX-XX	211, 239, 315		
05-8512-XX-XX	323	15-7598-XX-XX	176	71-1799-XX-XX	203		
05-8515-XX-XX	287	15-7599-XX-XX	177	71-2232-XX-XX	211		
05-8540-XX-XX	331	15-7602-XX-XX	174				

## References Index / Index des références

Reference	Page	Reference	Page
Référence	Page	Référence	Page
71-8220-XX-XX	29, 211, 237, 239, 313, 315, 369, 372, 373, 379, 391	71-A697-XX-XX	151, 156-163, 166-169, 187, 203, 213, 217, 219, 221, 269, 271, 278, 287, 289, 316, 323, 369, 372, 373, 391, 393, 413-415, 423, 425, 435
71-8221-XX-XX	151, 221, 278	75-5314-XX-XX	443
71-8318-F9-F9	74	75-8076-XX-XX	441
71-8410-XX-XX	25	75-8119-XX-XX	442
71-8411-XX-XX	25	75-8508-XX-XX	445
71-8412-XX-XX	25	CDXX- 00X9AZXXXXX	61-62
71-8416-XX-XX	25	CFXX- 00X9AZXXXXX	61-62
71-8417-XX-XX	25	CSXX- 00X9AZXXXXX	61-62
71-8418-XX-XX	25	CVXX- 00X9AZXXXXX	63
71-8419-XX-XX	25	CPXX- 00X9AZXXXXX	63
71-8420-XX-XX	25	PAN-157-XX	335, 337, 339, 393
71-8421-XX-XX	25	PAN-159-XX	425
71-8422-XX-XX	28	PAN-161-XX	393
71-8475-XX-XX	28	PAN-175-XX	335, 337, 339
71-8476-XX-XX	28	PAN-176-XX	335, 337, 339, 393
71-8477-XX-XX	29	PAN-177-XX	335, 337, 339, 393
71-8478-XX-XX	29	PAN-178-XX	335, 337, 339
71-8479-XX-XX	29	PAN-179-XX	335, 337, 339, 393
71-8480-XX-XX	29	PAN-181-XX	425
71-8481-XX-XX	30	PAN-183-XX	425
71-8482-XX-XX	30	PAN-184-XX	425
71-8483-XX-XX	30	PAN-219-XX	335, 337, 339, 393
71-8484-XX-XX	30	PAN-232-XX	331
71-8485-XX-XX	31	PAN-233-XX	391
71-8486-XX-XX	31	PAN-234-XX	423
71-8487-XX-XX	31		
71-8488-XX-XX	31		
71-8489-XX-XX	32		
71-8490-XX-XX	32		
71-8491-XX-XX	32		
71-8492-XX-XX	32		
71-8493-XX-XX	33		
71-8494-XX-XX	33		
71-8495-XX-XX	33		
71-8496-XX-XX	33		
71-8498-XX-XX	49		



---

#### IMPORTANT INFORMATION

Due to the constant technological developments in LED technology, product technical data may vary over time. We recommend you consult the technical data sheet for each product on our website ([www.leds-c4.com](http://www.leds-c4.com)) to read more about the latest version.

All rights reserved. No part of this book may be reproduced in any form, either paper or electronic, without the prior consent of the publisher or the rights holder.

---

#### INFORMATIONS IMPORTANTES

En raison de l'évolution constante de la technologie LED, les données techniques des produits peuvent varier dans le temps. Nous recommandons de consulter la fiche technique disponible sur le site Internet ([www.leds-c4.com](http://www.leds-c4.com)) pour disposer d'une version à jour.

Tous droits réservés. Aucune partie de ce document ne peut être reproduite sous format papier ou électronique sans le consentement préalable de l'éditeur ou du titulaire des droits d'auteur.

LEDS C4 S.A.  
AFORES S/N 25750 TORÀ  
LLEIDA – SPAIN  
+34 973 468 100  
LEDS-C4@LEDS-C4.COM



CUSTOMER SERVICE

Spain  
+34 973 468 101  
spain@leds-c4.com

United Kingdom  
Free phone: 0808 234 2641  
uk@leds-c4.com

France  
+34 973 468 130  
france@leds-c4.com

Germany  
+49 209 882 99 021  
deutschland@leds-c4.com

Italy  
Toll-free: 800 784 275  
italia@leds-c4.com

Portugal  
+34 973 468 102  
portugal@leds-c4.com

Europe  
+34 973 468 102  
europe@leds-c4.com

Asia Pacific  
+34 973 468 116  
asiapacific@leds-c4.com

Africa  
+34 973 468 116  
africa@leds-c4.com

Latin America  
+34 973 468 115  
latinamerica@leds-c4.com

Canada  
Toll-free: +1-866-5636666  
CustomerServiceUS@leds-c4.com

United States  
Toll-free: +1-888-3710243  
CustomerServiceUS@leds-c4.com

LEDS-C4 Centro Innovación MADRID  
Pol. Industrial Ventorro del Cano  
Calle Cercedilla 11 Nave1  
28925 Alcorcón, Madrid

GERMANY  
ImWissenschaftspark  
Deutschland GmbH  
Munscheidstraße 14  
45886 Gelsenkirchen GERMANY  
+49 209 882 99 021  
deutschland@leds-c4.com

MIDDLE EAST  
Fortune Executive Tower  
Cluster T - Office 204  
Jumeirah Lake Towers  
PO 336910 Dubai - UAE  
+971 4458 4272

COLOMBIA  
Carrera 13, A # 89-53  
Oficina 101 – Edificio Farallones  
110221 Bogotá

POLAND  
Leds Polska Sp. z o.o.  
Ul. Kasztanowa 44  
05-816Michalowice-Wies POLAND  
+48 71 733 64 01  
biuro@leds-c4.pl

ASIA PACIFIC  
8 Robinson Road  
#03-00 ASO Building  
048544 SINGAPORE  
+65 8133 5024

SOUTH AFRICA  
Office 111, Regus Business Centre  
(AMR Building)  
3 Concorde Road East  
2007 Bedfordview SOUTH AFRICA  
+27100075231  
SouthAfrica@leds-c4.com

PRESS  
comunicacion@leds-c4.com

Instagram: [instagram.com/leds\\_c4/](https://www.instagram.com/leds_c4/)  
Facebook: [facebook.com/ledsc4.sa](https://www.facebook.com/ledsc4.sa)  
Linkedin: [linkedin.com/company/leds-c4](https://www.linkedin.com/company/leds-c4)  
Twitter: [twitter.com/ledsc4](https://twitter.com/ledsc4)  
Pinterest: [pinterest.com/ledsc4/](https://www.pinterest.com/ledsc4/)

Thanks for your beautiful places  
SIX'N'FIVE.  
Contemporary Art Studio. Barcelona.  
@sixnfive  
FUEGO CAMINA CONMIGO.  
Agencia creativa digital. Barcelona.  
@fuegocaminaconmigo

SUPPLIERS  
+ 34 973 468 113



LEDS-C4.COM



LEDS C4 S.A.  
AFORES S/N 25750 TORÀ  
LLEIDA – SPAIN  
+34 973 468 100  
LEDS-C4@LEDS-C4.COM