

**a**

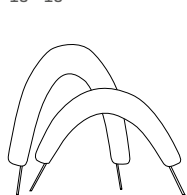
emotional light

[www.a-emotionallight.com](http://www.a-emotionallight.com)

handmade in Spain

# INDEX ÍNDICE


## TABLE LAMPS | LÁMPARAS DE MESA 13 - 16



ACO2  
13



BECO01  
13



CLO2  
13



CV01  
14



HI01  
14



NE01  
14



NE02  
15



ON02  
15



PL01  
15

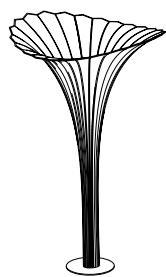


TA02  
16

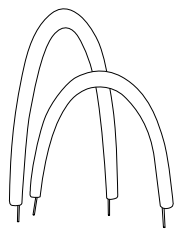


UR01  
16

## FLOOR LAMPS | LÁMPARAS DE PIE 18 - 21



AF03  
18




ACO3  
18



BECO03  
19



CLO3  
19



CV03G  
19



GE03  
20



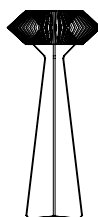
UR03  
20



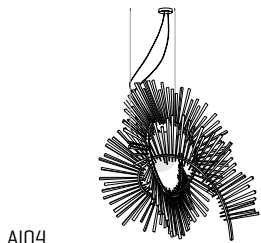
VG03A  
20



VG03B  
21



VV03  
21



A104  
22



AG104  
23



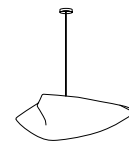
AG204  
23-24



AG304  
24



AG404  
25



BAPI04  
25-26



BARE04  
27



BALA04  
28



BEC004  
28-29



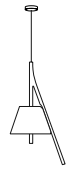
BL04  
29



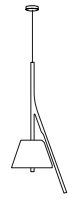
CM104  
29



CM104G  
30



CM204  
30



CM204G  
30



CA04A  
31



CA04B  
31-32



CA04AG  
32



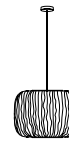
COCY04  
33



COGA04  
33-34



CORE04  
34



COSE04  
35



COAU04  
35-36



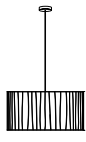
COAU04G  
36



CV04-1  
37



CV04  
37



CV04G  
37



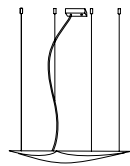
FL04  
38



GE04  
38-39



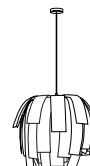
IN04  
39



KT04-LD  
39




LA04  
40



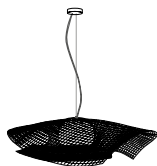
LS04  
41



LS04G  
41-42



MY04  
42



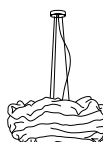
MY04G  
42



NE04-1  
42-43



NE04  
43




NE04G  
43




ON04-MINI  
44



ON04-1  
44-45



ON04  
45



ON04G  
46



PLO4-MINI  
46



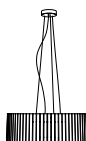
PLO4  
47



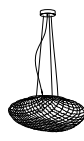
PLO4G  
47



SH04-1-LD  
47



SH04-LD  
48



TA04-1  
48



TA04  
49



TA04G  
49



TEAN04  
49-50



TEVI04  
50-51



UR104  
51-52



UR204  
52



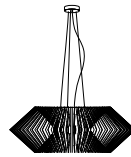
UR304  
53



VG04A  
53-54



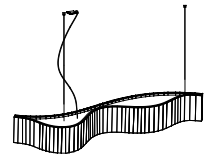
VG04B  
54-55



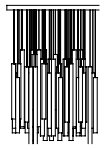
VV04  
55



VV04G  
56

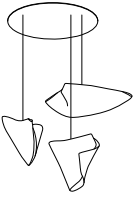


VN04-LD  
56



WD04  
56

COMPOSITIONS | COMPOSICIONES  
57 - 65



BA04-3  
58




CA04A-3  
59



CA04AB-3  
59




CA04A-4  
59




CA04A-6  
60



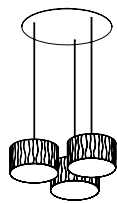
CO04-3  
60




CO04-5  
61



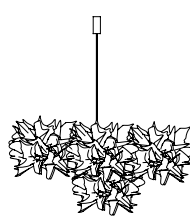
CO04-10  
61



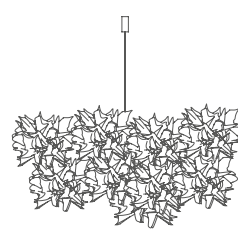
CV04C-3  
62



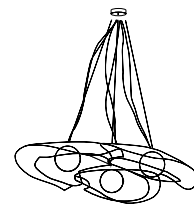
CV04-7  
62




FL04-4  
62



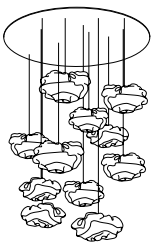
FL04-16  
63



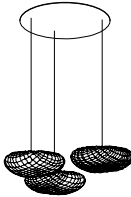
MY04-3  
63



NE04-6  
63



NE04-11  
64



TA04-3  
64



TA04-5  
64



TA04-10  
65



UR04-3  
65

WALL & CEILING LAMPS | APLIQUES Y PLAFONES  
66 - 76



BA06  
66



BL06  
67



CR06  
67



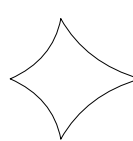
CV06  
68



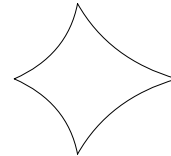
GE06  
68



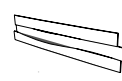
KL06  
69




KT06-LD  
69



KT06G-LD  
70



LI06  
70



LI06G  
70-71



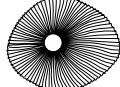
MY06  
71



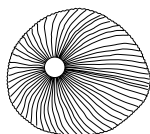
NE06P  
71-72




NE06  
72



ON06  
73



ON06G  
73



PM06R-LD  
74



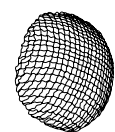
PM06PR-LD  
74



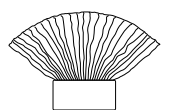
TA06  
74-75



TA06P  
75



TA06G  
76



VE06  
76

## 1 Painted stainless steel mesh Malla de acero inoxidable pintada

The stainless steel mesh is a cold industrial material that through manual techniques is converted into lamps. The physical characteristics of these materials allows through methods developed by our team, they can be folded, molded and cut resulting in creative freedom designs. The paint finish adds to this resistant and compact material a greater durability and facilitates its maintenance and cleaning.

**Colors & codes:** White [BL], beige [BE], grey [G], taupe [T].

**NCS Code:** White [S 0500-N], beige [S 3020-Y30R], grey [S 2500-N], taupe [S 3005-Y80R].

**Collections:** Africa, Agasallo, Ballet, Coral, Cors, Gea, Hipatia, Inn, Kala, Kite, Lea, Luisa, Nevo, Onn, Planum, Tati, Tempo, Ura, Virginia, Venus.

Clara and Mytilus only available in white. Cambo only available in black or white.

La malla de acero inoxidable es un material frío de carácter industrial que a través de técnicas manuales se convierte en lámparas. Las características físicas de este material permite que a través de métodos desarrollados por nuestro equipo, se pueda plegar, moldear y cortar consiguiendo libertad creativa en los diseños. El acabado de pintura suma a este material resistente y compacto una mayor durabilidad y facilita su mantenimiento y limpieza.

**Colores y códigos:** Blanco [BL], beige [BE], gris [G], topo [T].

**Código NCS:** Blanco [S 0500-N], beige [S 3020-Y30R], gris [S 2500-N], topo [S 3005-Y80R].

**Colecciones:** Africa, Agasallo, Ballet, Coral, Cors, Gea, Hipatia, Inn, Kala, Kite, Lea, Luisa, Nevo, Onn, Planum, Tati, Tempo, Ura, Virginia, Venus.

Clara y Mytilus solo disponibles en blanco.

Cambo solo disponible en negro o blanco.

## 2 Plywood Tablero marino

Available in yellow, white and wenge the plywood is used in a different way. Showing the internal face of this material, we create designs where the light is stained by the laminate of the wood. Its characteristics make maintenance easy and present a long durability.

**Colors & codes:** White [B], yellow [AM], wengue [WE].

**Collections:** Shio.

Disponible en amarillo, blanco y wengué el tablero marino se utiliza de una manera diferente. Mostrando la cara interna de este material, creamos diseños donde la luz queda teñida por el propio laminado de la madera. Sus características hacen que su mantenimiento sea sencillo y presente una larga durabilidad.

**Colores y códigos:** Blanco [B], amarillo [AM], wengué [WE].

**Colecciones:** Shio.

## 4 Painted stainless steel thread Hilo de acero inoxidable

The stainless steel thread interlaced and embroidered on itself, creates random, light, seemingly fragile volumes, but durable thanks to the sturdiness that paint finish brings.

**Colors & codes:** White [B].

**Collections:** Blum, Pili.

El hilo de acero inoxidable entrelazado y embrollado sobre sí mismo, crea volúmenes aleatorios, ligeros, aparentemente frágiles, pero resistentes gracias a la dureza que le aporta la pintura.

**Colores y códigos:** Blanco [B].

**Colecciones:** Blum, Pili.

## 3 Cellulose cord Cordón de celulosa

The pressed cellulose cord is a pleasant texture material and has a wide range of colors. This medium flammability component is obtained from pressed cellulose and is molded using its own techniques. Due to its physical characteristics it is not recommended to wet the material for cleaning.

**Colors & codes:** White [42], grey [43], red [46], brown [47], gold yellow [48], medium brown [49], beige [50], green [51], blue [52].

**Collection:** Caos.

Arc only available in white.

El cordón de celulosa prensada es un material de agradable textura y que presenta una amplia gama de colores. Este componente de flammabilidad media se obtiene de celulosa prensada y a través de técnicas propias, se moldea. Debido a sus características físicas no se recomienda mojar el material para su limpieza.

**Colores y códigos:** Blanco [42], gris [43], rojo [46], marrón [47], amarillo oro [48], marrón medio [49], beige [50], verde [51], azul [52].

**Colección:** Caos.

Arc solo disponible en blanco.

## 5 Galvanized steel mesh Malla de acero galvanizado

The application of galvanized steel mesh is another example of a different use of the material. The malleability of this material and its hollow light allows it, through painting processes, to become a material with a delicate appearance but of high quality and durability.

**Color & code:** White [B].


**Collection:** Fluo.

La utilización de la malla de acero galvanizado es otro ejemplo de descontextualización de un material. La maleabilidad de este material y su hueco de luz permite que, a través de procesos de pintado, se convierta en un material con apariencia delicada pero de alta calidad y durabilidad.


**Color y código:** Blanco [B].

**Colección:** Fluo.






**1**





**2**




**3**



**5**



**4**



## 6 Glass Vidrio

Our semi-handmade glass presents irregular watermarks that gives personality to this material. This opalescent glass comes in a wide range of bright colors.

**Colors & codes:** White [02], sand [87], dark amber [89], brown [90], beige [95]. El color beige [95] solo está disponible para la combinación con marrón [90] en la colección Vento.

**Collections:** Curvas, Vento.

El carácter semiartesanal de nuestro vidrio presenta irregularidades en forma de aguas que dota de personalidad este material. Este vidrio opalescente se presenta en una amplia gama de colores brillantes.

**Colores y códigos:** Blanco [02], arena [87], ámbar oscuro [89], marrón [90], beige [95].

The beige color [95] is only available in combination with brown [90] for the Vento collection.

**Colecciones:** Curvas, Vento.

## 9 Birch wood Abedul

A material of high durability and easy maintenance. The birch wood is characterized by its light color and low contrast, allowing easy manual processing. The light that escapes between the wooden slats turns this material into a warm and elegant wood.

**Collection:** Woods.

Un material de alta durabilidad y fácil mantenimiento. La madera de abedul caracterizada por su color claro y su bajo contraste, permite un fácil procesado manual. La luz que escapa entre los listones de madera convierte este material en una madera cálida y elegante.

**Colección:** Woods.

## 7 Pressed cellulose Celulosa prensada

The pressed cellulose, through a suitable refining process, is a highly flexible and moldable material. Resistant and high durable, it comes in a wide range of colors. Due to its physical characteristics it is not recommended to wet the material.

**Colors & codes:** White [42], grey [43], red [46], brown [47], gold yellow [48], medium brown [49], beige [50], green [51], blue [52].

**Collections:** Bety Eco, Li

La celulosa prensada, a través de un proceso de refinado adecuado, es un material altamente flexible y moldeable. Resistente y de alta durabilidad, se presenta en una amplia gama de colores. Por sus características físicas no se recomienda mojar el material.

**Colores y códigos:** Blanco [42], gris [43], rojo [46], marrón [47], amarillo oro [48], marrón medio [49], beige [50], verde [51], azul [52].

**Colecciones:** Bety Eco, Li.

## 10 Ash wood Fresno

Ash wood is polyvalent and especially flexible. Its resistance make it a high quality material that, through manual processes, allows curved and durable finishes.

**Collection:** Aimei.

El fresno es una madera polivalente y especialmente flexible. Su resistencia lo convierte en un material de alta calidad que, a través de procesos manuales, permite acabados curvos y duraderos.

**Colección:** Aimei.

## 8 Beech wood Haya

Beech wood is hard and characteristic for its clear and natural shades. This material is easy to work with and the varnishing makes it a very durable and easy to maintain material.

**Collection:** Cambo.

La madera de haya es dura y característica por sus tonalidades claras y naturales. Este material es fácil de trabajar y el barnizado lo convierte en un material muy duradero y de fácil mantenimiento.

**Colección:** Cambo.

## 11 Polycarbonate Policarbonato

Through plastic injection technology, this material is consistently made and is available in two colors. The personalized shape of each piece allows the realization of luminaires of large dimensions and easy maintenance

**Colors & codes:** White [B], black [N], terracotta [TE].

**Collection:** V.

Mediante la tecnología de inyección de plástico, se elabora este material consistente y disponible en dos colores. La rigidez y forma personalizada de cada pieza permite la realización de luminarias de grandes dimensiones y de fácil mantenimiento.

**Colores:** Blanco [B], negro [N], terracota [TE].

**Colección:** V.




**6**



white  
02

**7**





white  
42



medium brown  
49

**9**



sand  
87

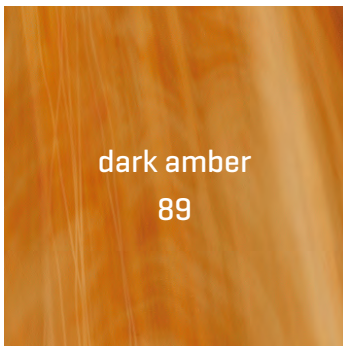



grey  
43




beige  
50


**10**



dark amber  
89




red  
46




green  
51


**11**




white  
B




brown  
90



brown  
47



blue  
52




black  
N

**8**



gold yellow  
48



terracotta  
TE

## AUTHENTICITY GUARANTEE | GARANTÍA DE AUTENTICIDAD

All lamps are labelled with an identification code and serial number. This fixture is an exclusive and authentic design of the company a-emotional light. It is entirely handmade in Spain and passes strict quality controls before its entrance into the market.

All our lamps are totally handmade. The differences found in our luminaires and in the different materials used make them unique. Small differences between lamps are not a defect, it is a value because each one is a unique object. The indicated lampshade dimensions are only approximate, never exact.

Some dimensions and/or electrical data may vary, consult your sales advisor.

Todas las lámparas salen con etiquetas que reflejan la referencia y número de serie. Esta lámpara es un diseño exclusivo y auténtico de la empresa a-emotional light. Está producida y hecha totalmente a mano en España. Pasa estrictos controles de calidad antes de su salida al mercado.

Todas nuestras lámparas están hechas a mano. Las diferencias entre ellas y en los distintos materiales empleados convierten a cada lámpara en única. Pequeñas diferencias entre lámparas de una misma referencia no son un defecto, sino un valor, cada una es un objeto único. Las dimensiones de las tulipas indicadas son sólo aproximadas y nunca exactas.

Algunas dimensiones y/o datos eléctricos pueden variar, consulte con su asesor comercial.

## SYMBOL INDEX | ÍNDICE DE SÍMBOLOS



Awarded by Interior Design Magazine, New York  
Premio otorgado por la revista Interior Design de New York



The luminaires made of painted stainless steel mesh can be chosen by RAL or NCS code (see conditions).  
Las luminarias realizadas en malla de acero inoxidable pintada podrán elegirse el color mediante código RAL o NCS (ver condiciones).



For North America, these items comply with the UL standard for luminaires under the UL file of a-emotional light  
Para América del Norte, estos artículos cumplen con el estándar UL para luminarias bajo el archivo UL de a-emotional light



Only for the USA, these items comply with the UL standard for luminaires under the UL file of a-emotional light  
Solo para EE.UU., estos artículos cumplen con el estándar UL para luminarias bajo el archivo UL de a-emotional light



As awarded by the International Interior Design Association (IIDA) and Hospitality Design magazine  
Premio otorgado por International Interior Design Association (IIDA) y la revista Hospitality Design



Fitting is legally approved and comply with the European Mark CE  
Luminaria homologada, cumple con la normativa CE



With ground devices  
Con toma de tierra



Double insulation and/or reinforced insulation in every part and without ground devices  
Doble aislamiento y/o aislamiento en cada parte y sin toma de tierra



As awarded by the Chicago Athenaeum Museum of Architecture and Design  
Premio otorgado por Chicago Athenaeum Museo de Arquitectura y Diseño



Luminaire to use with tungsten halogen bulbs with own protection shield  
Luminaria diseñada para usar lámparas halógenas de wolframio con pantalla de protección propia



The device is not suitable for installation on normally inflammable surface  
Aparato no adaptado para la instalación en superficies normalmente inflamables



According to Americans with Disabilities Act  
De acuerdo con la ley de discapacidades de los estadounidenses



Available with LED built-in technology  
Disponible con tecnología LED integrada

**DALI/Switch DIM**  
Digital Addressable Lighting Interface

Professional standard bidirectional regulation interface for lighting equipment control  
Interfaz profesional estándar de regulación bidireccional para control de equipos de iluminación

**PHASE CUT**  
Trailing/Leading

Regulation for small installations without adding additional control wiring.  
Regulación para instalaciones pequeñas sin necesidad de añadir cableado adicional de control.  
PHASE CUT - 230V

**0-10V & PCO**  
PHASE CONTROL only for 120Vac

Regulation of luminous flux between 0 and 10V (1-100%) through an analog signal.  
Compatible with TRIAC (forward-phase or leading-edge), kELV (reverse-phase or trailing edge) - only at 120Vac.  
Regulación de flujo lumínico entre 0 y 10V (1-100%) a través de una señal analógica.  
Compatible con TRIAC (fase directa o borde de ataque), ELV (fase inversa o borde de salida).

**TECHNICAL CATALOGUE**  
**CATÁLOGO TÉCNICO**

**TABLE LAMPS**  
**LÁMPARAS DE MESA**



LED

## Arc ref. AC02


**LAMPSHADE TULIPA**  
Cord  
Cordón

**SUPPORT SOPORTE**  
Stainless steel  
Acero inoxidable

**LIGHT SOURCE BUILT-IN FUENTE DE LUZ INCLUIDA**  
230V - 50Hz

**NET WEIGHT PESO NETO**  
8kg | 17,6lb

One color: white  
Un color: blanco



**CABLE**  
Transparent  
Transparente  
L 200cm | 78,7in

STRIP 28W 3000K 2897lm

This product contains a light source of energy efficiency class **D**  
Este producto contiene una fuente luminosa de la clase de eficiencia energética **D**



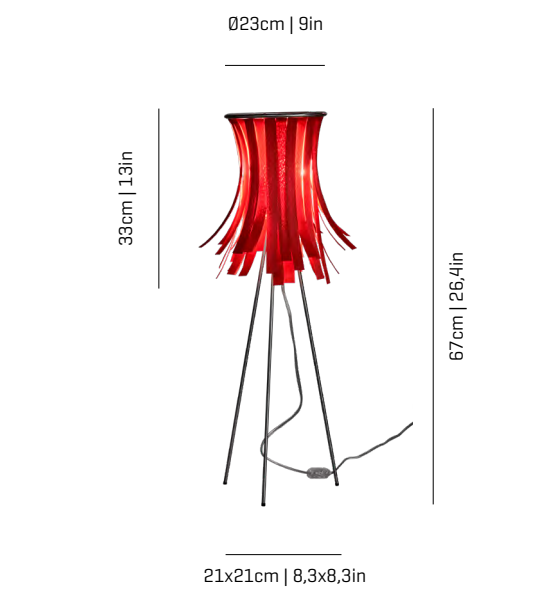
71x71x43 cm  
28x28x17 in  
10kg | 22lb

120V - 60Hz

STRIP 28W 3000K 2897lm



Certifications:



## Bety Eco ref. BEC001

**LAMPSHADE TULIPA**  
Pressed Cellulose  
Celulosa prensada

**SUPPORT SOPORTE**  
Stainless steel  
Acero inoxidable

**RECOMMENDED BULBS BOMBILLAS RECOMENDADAS**  
230V - 50Hz

**NET WEIGHT PESO NETO**  
1,5kg | 3,3lb

One color to choose  
Un color a elegir



**CABLE**  
Transparent  
Transparente  
L 200cm | 78,7in

E14 LED Vintage- Max. 1x7 W

120V - 60Hz

E12 LED - Max. 1x7 W



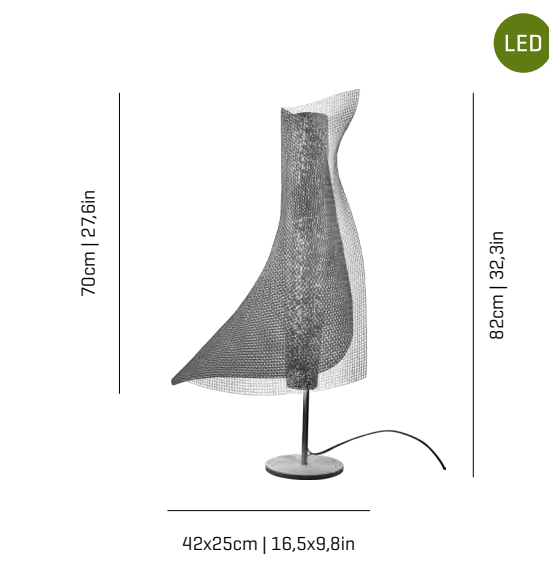
65x32x23 cm  
25,6x12,6x9,1 in  
3kg | 6,6lb



Certifications:



\*pictured color: 46  
\*color de la fotografía: 46



LED

## Clara ref. CLO2

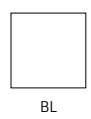
**LAMPSHADE TULIPA**  
Painted stainless steel  
Acero inoxidable pintado

**SUPPORT SOPORTE**  
Stainless steel  
Acero inoxidable

**LIGHT SOURCE BUILT-IN FUENTE DE LUZ INCLUIDA**  
230V - 50Hz

**NET WEIGHT PESO NETO**  
4,7kg | 10,4lb

One color: white  
Un color: blanco



**CABLE**  
Transparent  
Transparente  
L 200cm | 78,7in

24W 2700K 2449lm built-in  
upon request 3000K 2527lm

This product contains a light source of energy efficiency class **C**  
Este producto contiene una fuente luminosa de la clase de eficiencia energética **C**



44x44x88 cm  
17,3x17,3x34,6 in  
10kg | 22lb


120-277V - 60Hz

24W 2700K 2449lm built-in  
upon request 3000K 2527lm



Certifications:






## Curvas ref. CV01

### LAMPSHADE TULIPA

Glass  
Vidrio

One color to choose  
Un color a elegir



### SUPPORT SOPORTE

Painted steel  
and stainless steel  
Acero pintado y acero  
inoxidable

### CABLE

Transparent or black  
Transparente o negro  
L 120cm | 47,2in

### RECOMMENDED BULBS BOMBILLAS RECOMENDADAS

230V - 50Hz

E14 LED Vintage- Max. 1x7 W

120V - 60Hz

E12 LED - Max. 1x7 W

### NET WEIGHT PESO NETO

1,9kg | 4,2lb


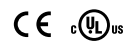


46x24x26 cm  
17,7x9,4x10,2 in

2,6kg | 5,7lb



Certifications:



## LED Hipatia ref. HI01

### LAMPSHADE TULIPA

Painted stainless steel  
Acero inoxidable pintado

One color: white  
Un color: blanco



Portable Portátil

Includes remote control  
(reach 10m | 39,4in)  
Incluye mando a distancia  
(alcance 10m | 39,4in)

### SUPPORT SOPORTE

Painted steel  
and stainless steel  
Acero pintado y acero  
inoxidable

Functions Funciones  
ON / OFF / DIMMING

Autonomy Autonomía  
6h at 100%

In charge En carga  
8 / 10h

### CABLE

Wireless Inalámbrica

USB cable + charger included  
Incluye cable USB+cargador

### LIGHT SOURCE BUILT-IN FUENTE DE LUZ INCLUIDA

230V - 50Hz



3000K 247lm built-in  
Rechargeable battery  
5V - 2A - 5000mAh

120V - 60Hz



3000K 247lm built-in  
Rechargeable battery  
5V - 2A - 5000mAh

### NET WEIGHT PESO NETO

1kg | 2,2lb



19x51x27 cm  
7,4x20x10,6 in

1,4kg | 3,1lb



Certifications:



\* pictured without charging base | imagen sin base de carga



## Nevo ref. NE01

### LAMPSHADE TULIPA

Painted stainless steel  
Acero inoxidable pintado

One color to choose  
Un color a elegir



Steel gloss nickel-plated  
Acero níquel-satinado

### SUPPORT SOPORTE

Painted steel  
and stainless steel  
Acero pintado  
y acero inoxidable

### CABLE

Transparent or black  
Transparente o negro  
L 120cm | 47,2in

### RECOMMENDED BULBS BOMBILLAS RECOMENDADAS

230V - 50Hz

E14 LED Vintage- Max. 2x7 W

120V - 60Hz

E12 LED - Max. 2x7 W

### NET WEIGHT PESO NETO

1,6kg | 3,5lb




36x36x31 cm  
14,2x14,2x12,2 in  
2,5kg | 5,5lb



Certifications:





## Nevo ref. NE02

**LAMPSHADE TULIPA**  
Painted stainless steel  
Acero inoxidable pintado

**SUPPORT SOPORTE**  
Stainless steel  
Acero inoxidable

**RECOMMENDED BULBS  
BOMBILLAS RECOMENDADAS**  
230V - 50Hz  
E14 LED Vintage- Max. 2x7 W

**NET WEIGHT  
PESO NETO**  
2kg | 4,4lb


One color to choose  
Un color a elegir



CUSTOM  
COLOR

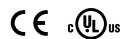
**CABLE**  
Transparent or black  
Transparente o negro  
L 200cm | 78,7in

120V - 60Hz  
E12 LED - Max. 2x7 W

  
60x60x33 cm  
23,6x23,6x13 in  
4kg | 8,8lb



Certifications:



Steel gloss nickel-plated  
Acero niquel-satinado

## Onn ref. ON02



**LAMPSHADE TULIPA**  
Painted stainless steel  
Acero inoxidable pintado

**SUPPORT SOPORTE**  
Stainless steel  
Acero inoxidable

**RECOMMENDED BULBS  
BOMBILLAS RECOMENDADAS**  
230V - 50Hz  
E14 LED Vintage- Max. 2x7 W

**NET WEIGHT  
PESO NETO**  
3,5kg | 7,7lb


One color to choose  
Un color a elegir



CUSTOM  
COLOR

**CABLE**  
Transparent or black  
Transparente o negro  
L 200cm | 78,7in

120V - 60Hz  
E12 LED - Max. 2x7 W

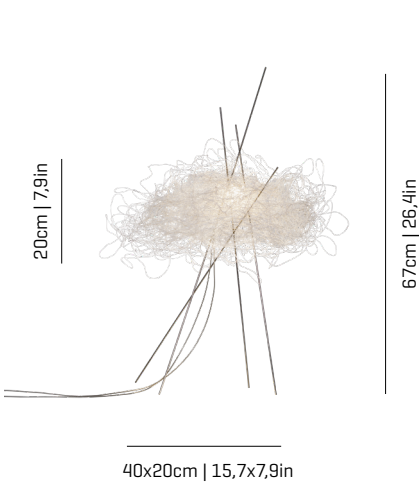
  
60x60x33 cm  
23,6x23,6x13 in  
4,5kg | 9,9lb



Certifications:



Steel gloss nickel-plated  
Acero niquel-satinado



## LED Pili ref. PL01

**LAMPSHADE TULIPA**  
Painted stainless steel  
thread  
Hilo de acero inoxidable  
pintado

**SUPPORT SOPORTE**  
Stainless steel  
Acero inoxidable

**LIGHT SOURCE BUILT-IN  
FUENTE DE LUZ INCLUIDA**  
230V - 50Hz  
2,1W 2700K 240lm built-in

**NET WEIGHT  
PESO NETO**  
0,5kg | 1,1lb

Color: white  
Color: blanco




Dimmable  
Regulable

This product contains  
a light source of energy  
efficiency class **F**  
Este producto contiene una  
fuente luminosa de la clase  
de eficiencia energética **F**



**CABLE**  
Transparent  
Transparente  
L 200cm | 78,7in

120V - 60Hz  
2,1W 2700K 240lm built-in

  
60x60x21 cm  
23,6x23,6x8,3 in  
2,6kg | 5,7lb



Certifications:





## Tati ref. TA02

**LAMPSHADE TULIPA**  
Painted stainless steel  
Acero inoxidable pintado

One color to choose  
Un color a elegir



CUSTOM  
COLOR

Steel gloss nickel-plated  
Acero niquel-satinado

**SUPPORT SOPORTE**  
Stainless steel  
Acero inoxidable

**CABLE**  
Transparent or black  
Transparente o negro  
L 200cm | 78,7in

**RECOMMENDED BULBS**  
**BOMBILLAS RECOMENDADAS**

230V - 50Hz

E14 LED Vintage- Max. 2x7 W

120V - 60Hz

E12 LED - Max. 2x7 W

**NET WEIGHT**  
**PESO NETO**

1,6kg | 3,5lb



60x60x33 cm  
23,6x23,6x13 in  
4kg | 8,8lb



Certifications:



## Ura ref. UR01

**LAMPSHADE TULIPA**  
Painted stainless steel  
Acero inoxidable pintado

One color to choose  
Un color a elegir



CUSTOM  
COLOR

**SUPPORT SOPORTE**  
Stainless steel  
Acero inoxidable

**CABLE**  
Transparent or black  
Transparente o negro  
L 120cm | 47,2in

**RECOMMENDED BULBS**  
**BOMBILLAS RECOMENDADAS**

230V - 50Hz

E27 LED Vintage- Max. 1x12 W

120V - 60Hz

E26 LED - Max. 1x12 W

**NET WEIGHT**  
**PESO NETO**

1kg | 2,2lb



65x32x23 cm  
25,5x12,6x9,1 in  
1,8kg | 3,9lb



Certifications:





**FLOOR LAMPS**  
**LÁMPARAS DE PIE**

Ø 143cm | 56,3in



220cm | 86,6in

## Africa ref. AF03

**LAMPSHADE TULIPA**  
Painted stainless steel  
Acero inoxidable pintado

**RECOMMENDED BULBS**  
BOMBILLAS RECOMENDADAS

230V - 50Hz

 E27 LED Vintage- Max. 3x12 W

**NET WEIGHT**  
PESO NETO

60kg | 132,7lb

One color to choose  
Un color a elegir




BL

BE

G

T

120V - 60Hz

 E26 LED - Max. 3x12 W



154x153x242 cm

60,6x60,2x95,7 in

272kg | 600lb



Certifications:



**SUPPORT SOPORTE**

Stainless steel  
and painted steel  
Acero inoxidable  
y acero pintado

**CABLE**

Transparent or black  
Transparente o negro  
L 250cm | 98,4in



135x60cm | 53,1x23,6in

185cm | 72,8in




## Arc ref. AC03

**LAMPSHADE TULIPA**  
Cord Cordon

**LIGHT SOURCE BUILT-IN**  
FUENTE DE LUZ INCLUIDA

230V - 50Hz

 STRIP 85W 3000K 6850lm built-in

**NET WEIGHT**  
PESO NETO

15kg | 33,1lb

One color: white  
Un color: blanco



42

This product contains  
a light source of energy  
efficiency class **D**  
Este producto contiene una  
fuente luminosa de la clase  
de eficiencia energética **D**



54x160x210 cm

21,3x63x82,7 in

167kg | 368lb




Certifications:



**SUPPORT SOPORTE**

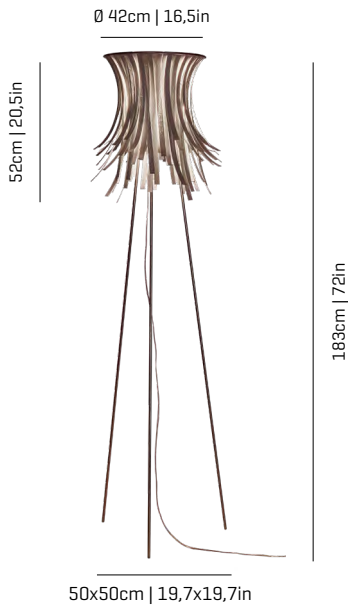
Painted steel  
Acero pintado

100-240V - 60Hz

 STRIP 85W 3000K 6850lm built-in

**CABLE**

Transparent  
Transparente  
L 300cm | 118,1in



## Bety Eco ref. BEC003

**LAMPSHADE TULIPA**  
Pressed Cellulose  
Celulosa prensada

One color to choose  
Un color a elegir



\*pictured color: 43  
\*color de la fotografía: 43

**SUPPORT SOPORTE**  
Stainless steel  
Acero inoxidable

**CABLE**  
Transparent or black  
Transparente o negro  
L 250cm | 98,4in

**RECOMMENDED BULBS  
BOMBILLAS RECOMENDADAS**  
230V - 50Hz

E27 LED Vintage- Max. 1x12 W

120V - 60Hz

E26 LED - Max. 1x12 W

**NET WEIGHT  
PESO NETO**  
5,5kg | 12,1lb




180x11x11 cm  
70,9x4,3x4,3 in  
47x47x63 cm  
18,5x18,5x24,8 in  
8kg | 17,6lb



Certifications:



35x30cm | 13,8x11,8in



## LED Clara ref. CLO3

**LAMPSHADE TULIPA**  
Painted stainless steel  
Acero inoxidable pintado

One color: white  
Un color: blanco



**SUPPORT SOPORTE**  
Painted steel and  
stainless steel  
Acero pintado y  
acero inoxidable

**CABLE**  
Transparent  
Transparente  
L 250cm | 98,4in

**LIGHT SOURCE BUILT-IN  
FUENTE DE LUZ INCLUIDA**  
230V - 50Hz

35W 2700K 3367lm built-in  
upon request 3000K 3474lm

This product contains  
a light source of energy  
efficiency class **C**  
Este producto contiene una  
fuente luminosa de la clase  
de eficiencia energética **C**



120-277V - 60Hz

35W 2700K 3367lm built-in  
upon request 3000K 3474lm

**NET WEIGHT  
PESO NETO**  
10kg | 22lb




165x40x35 cm  
65x15,7x13,8 in  
15kg | 33,1lb



Certifications:





Ø 50cm | 19,7in



## Curvas ref. CVO3G

**LAMPSHADE TULIPA**  
Glass Vidrio

One color to choose  
Un color a elegir



Top diffuser included  
Incluye difusor superior

**SUPPORT SOPORTE**  
Painted steel and  
stainless steel  
Acero pintado y acero  
inoxidable

Dimmable  
Regulable

**CABLE**  
Transparent or black  
Transparente o negro  
L 250cm | 98,4in

**RECOMMENDED BULBS  
BOMBILLAS RECOMENDADAS**  
 ONLY DIMMABLE LED BULBS

230V - 50Hz

E27 LED Vintage- Max. 4x12 W

120V - 60Hz

E26 LED - Max. 4x12 W

**NET WEIGHT  
PESO NETO**  
12,5kg | 25,6lb

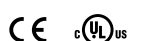


185x45x25 cm  
72,8x17,7x9,8 in  
47x47x63 cm  
18,5x18,5x24,8 in

15kg | 33,1lb



Certifications:





18x24cm | 7.1x9.4in

Ø 52cm | 20.5in



100cm | 39.4in

156cm | 61.4in

Ø38cm | 15in



40cm | 15.7in

163cm | 64.2in

## Gea ref. GEO3

**LAMPSHADE TULIPA**  
Painted stainless steel  
Acero inoxidable pintado

One color to choose  
Un color a elegir



CUSTOM  
COLOR

**SUPPORT SOPORTE**  
Painted steel and  
stainless steel  
Acero pintado y acero  
inoxidable

Dimmable  
Regulable

**CABLE**  
Transparent or black  
Transparente o negro  
L 350cm | 137,8in

**RECOMMENDED BULBS**  
BOMBILLAS RECOMENDADAS

ONLY DIMMABLE LED BULBS

230V - 50Hz

E27 LED Vintage- Max. 5x12 W

120V - 60Hz

E26 LED - Max. 5x12 W

**NET WEIGHT**  
PESO NETO

14,5kg | 32lb

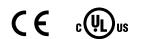


188x44x26 cm  
74x17,2x10,23 in

19kg | 41,9lb



Certifications:



## Ura ref. URO3

**LAMPSHADE TULIPA**  
Painted stainless steel  
Acero inoxidable pintado

One color to choose  
Un color a elegir



CUSTOM  
COLOR

**SUPPORT SOPORTE**  
Stainless steel  
Acero inoxidable

Dimmable  
Regulable

**CABLE**  
Transparent or black  
Transparente o negro  
L 350cm | 137,8in

**RECOMMENDED BULBS**  
BOMBILLAS RECOMENDADAS

ONLY DIMMABLE LED BULBS

230V - 50Hz

E27 LED Vintage- Max. 3x12 W

120V - 60Hz

E26 LED - Max. 3x12 W

**NET WEIGHT**  
PESO NETO

7,6kg | 16,8lb



111x43x44cm  
43,7x16,9x17,3 in

12,5kg | 27,6lb




Certifications:



## Virginia ref. VGO3A

**LAMPSHADE TULIPA**  
Painted stainless steel  
Acero inoxidable pintado

One color to choose  
Un color a elegir



CUSTOM  
COLOR

**SUPPORT SOPORTE**  
Painted steel and  
stainless steel  
Acero pintado y acero  
inoxidable

**CABLE**  
Transparent  
Transparente  
L 250cm | 98,4in

**RECOMMENDED BULBS**  
BOMBILLAS RECOMENDADAS

230V - 50Hz

E27 LED Vintage- Max. 1x12 W

120V - 60Hz

E26 LED - Max. 1x12 W

**NET WEIGHT**  
PESO NETO

10,5kg | 23,1lb



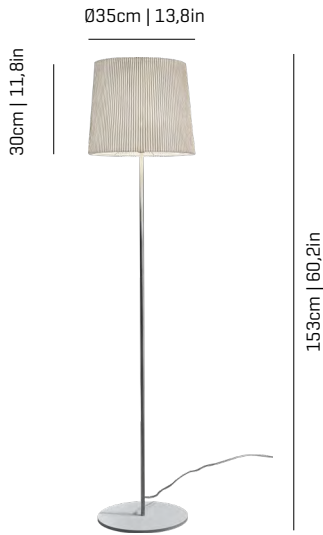
155x11x11 cm  
61x4,3x4,3 in  
51x51x53 cm  
20,7x20,7x20,9 in

12kg | 26,5lb



Certifications:





## Virginia ref. VG03B

**LAMPSHADE TULIPA**  
Painted stainless steel  
Acero inoxidable pintado

One color to choose  
Un color a elegir



CUSTOM  
COLOR

**SUPPORT SOPORTE**  
Painted steel and  
stainless steel  
Acero pintado y acero  
inoxidable

**CABLE**  
Transparent  
Transparente  
L 250cm | 98,4in

**RECOMMENDED BULBS**  
BOMBILLAS RECOMENDADAS

230V - 50Hz

E27 LED Vintage- Max. 1x12 W

120V - 60Hz

E26 LED - Max. 1x12 W

**NET WEIGHT**  
PESO NETO

10kg | 22lb

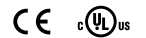


155x11x11 cm  
61x4,3x4,3 in  
44x44x40 cm  
17,3x17,3x15,7 in

11,5kg | 25,3lb



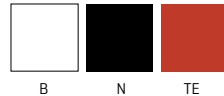
Certifications:



## V ref. VV03

**LAMPSHADE TULIPA**  
Polycarbonate  
Policarbonato

One color to choose  
Un color a elegir



CUSTOM  
COLOR

**SUPPORT SOPORTE**  
Painted steel  
Acero pintado

**CABLE**  
Transparent or black  
Transparente o negro  
L 400cm | 157,54in

**RECOMMENDED BULBS**  
BOMBILLAS RECOMENDADAS

230V - 50Hz

E27 LED Vintage- Max. 1x8 W

120V - 60Hz

E26 LED - Max. 1x8 W

**NET WEIGHT**  
PESO NETO

12kg | 26,5lb



163x42x11 cm  
64,2x16,5x4,3 in  
84x84x38 cm  
33x33x15 in

18,8kg | 41,4lb



Certifications:



# PENDANT LAMPS

## LÁMPARAS COLGANTES



LED

### Aimei ref. A104

#### LAMPSHADE TULIPA

Ash wood  
Fresno

#### DIFFUSER DIFUSOR

Glass sphere  
Esfera de vidrio

#### CANOPY FLORÓN

Steel gloss nickel-plated  
Acero níquel-satinado

230V: Ø14,2cm | 5,6in  
120V: Ø14,2cm | 5,6in

#### CABLE

Transparent  
Transparente

Standard: 200cm | 78,7in  
Lenght/largo customizable  
120V: 200cm | 78,7in

#### LIGHT SOURCE BUILT-IN FUENTE DE LUZ INCLUIDA

230V - 50Hz

8W 2700K 960lm built-in  
upon request 3000K 1067lm

Dimming system: PHASE CUT /  
upon request DALI/ Switch DIM

This product contains  
a light source of energy  
efficiency class **D**  
Este producto contiene una  
fuente luminosa de la clase  
de eficiencia energética **D**



100-277V - 60Hz

8W 2700K 960lm built-in  
upon request 3000K 1067lm

Dimming system PHASE CONTROL & 0-10V  
[only 120Vac TRIAC Dimmers]

#### NET WEIGHT PESO NETO

9,5kg | 21lb



95x95x88 cm  
37,4x37,4x34,6 in  
39kg | 86lb



Certifications:





## Agasallo 1 ref. AG104

**LAMPSHADE TULIPA**  
Painted stainless steel  
Acero inoxidable pintado

One color to choose  
Un color a elegir



CUSTOM  
COLOR

Stainless steel painted in  
matt black  
Acero inoxidable pintado  
en negro mate

**CANOPY FLORÓN**  
Steel painted in matt black  
Acero pintado en negro  
mate  
230V: Ø8cm | 3,1in  
120V: Ø12cm | 4,7in

**CABLE**  
Black  
Negro  
Standard: 150cm | 59,1in  
Lenght/largo customizable  
120V: 200cm | 78,7in

**RECOMMENDED BULBS**  
BOMBILLAS RECOMENDADAS  
230V - 50Hz

E27 LED Vintage- Max. 1x12 W

120V - 60Hz

E26 LED - Max. 1x12 W

**NET WEIGHT**  
PESO NETO  
0,7kg | 1,5lb



46x24x25 cm  
18,1x9,4x9,8 in  
1,2kg | 2,6lb



Certifications:

EXT

## Agasallo 1 ref. AG104-EXT

**LAMPSHADE TULIPA**  
Painted stainless steel  
Acero inoxidable pintado

One color to choose  
Un color a elegir



CUSTOM  
COLOR

**CANOPY FLORÓN**  
Steel and stainless steel  
coated with epoxy paint  
in black  
Acero y acero inoxidable  
pintado en negro

Ø12cm | 4,7in

**STANDARDS TESTED |**  
NORMAS ENSAYADAS  
EN 60598  
EN 60529

Degree IP | Grado IP  
IP64

**CABLE**  
Black waterproof  
neoprene cable  
H05RN-F  
Cable de neopreno  
negro resistente al agua  
H05RN-F

Standard: 150cm | 59,1in  
Lenght/largo customizable

**RECOMMENDED BULBS**  
BOMBILLAS RECOMENDADAS  
220-240V ~ 50/60Hz

E27 LED Vintage - Max. 1x15 W  
BULB A60 G125 G95 ST64

Only LED BULB suitable for contact with  
water and use in humid conditions  
Solamente Bombillas LED aptas para  
el contacto con el agua y utilización en  
condiciones de humedad

not available in 120V

**NET WEIGHT**  
PESO NETO  
0,8kg | 1,8lb




46x24x25 cm  
18,1x9,4x9,8 in  
1,2kg | 2,6lb



Certifications:


\* Please note that for environments with a high salinity, proper maintenance of the luminaire will be necessary. We recommend cleaning it with a soft brush and remove salt, dust, or dirt deposited by moisture or wind.  
\*Tenga en cuenta que para ambientes con alto grado de salinidad, será necesario realizar un correcto mantenimiento de la luminaria. Recomendamos limpiar con un cepillo suave y retirar la sal, el polvo o la suciedad depositada por la humedad o el viento.



## Agasallo 2 ref. AG204

**LAMPSHADE TULIPA**  
Painted stainless steel  
Acero inoxidable pintado

One color to choose  
Un color a elegir



CUSTOM  
COLOR

Stainless steel painted in  
matt black  
Acero inoxidable pintado  
en negro mate

**CANOPY FLORÓN**  
Steel painted in matt black  
Acero pintado en negro  
mate

230V: Ø8cm | 3,1in  
120V: Ø12cm | 4,7in

**CABLE**  
Black  
Negro  
Standard: 150cm | 59,1in  
Lenght/largo customizable  
120V: 200cm | 78,7in

**RECOMMENDED BULBS**  
BOMBILLAS RECOMENDADAS  
230V - 50Hz

E27 LED Vintage- Max. 1x12 W

120V - 60Hz

E26 LED - Max. 1x12 W

**NET WEIGHT**  
PESO NETO  
1kg | 2,2lb



44x44x40 cm  
17,3x17,3x15,7 in  
2,6kg | 5,7lb



Certifications:

EXT

## Agasallo 2 ref. AG204-EXT

**LAMPSHADE TULIPA**  
Painted stainless steel  
Acero inoxidable pintado

One color to choose  
Un color a elegir



CUSTOM COLOR

**CANOPY FLORÓN**  
Steel and stainless steel coated with epoxy paint in black  
Acero y acero inoxidable pintado en negro

Ø12cm | 4,7in

**STANDARDS TESTED | NORMAS ENSAYADAS**  
EN 60598  
EN 60529

Degree IP | Grado IP  
IP64

**CABLE**  
Black waterproof neoprene cable  
H05RN-F  
Cable de neopreno negro resistente al agua  
HR05RN-F

Standard: 150cm | 59,1in  
Lenght/largo customizable

**RECOMMENDED BULBS BOMBILLAS RECOMENDADAS**

220-240V ~ 50/60Hz

E27 LED Vintage - Max. 1x15 W  
BULB A60 G125 G95 ST64

Only LED BULB suitable for contact with water and use in humid conditions  
Solamente Bombillas LED aptas para el contacto con el agua y utilización en condiciones de humedad

not available in 120V

**NET WEIGHT PESO NETO**

1,2kg | 2,6lb



44x44x40 cm  
17,3x17,3x15,7 in  
2,8kg | 6,2lb



Certifications:



\* Please note that for environments with a high salinity, proper maintenance of the luminaire will be necessary. We recommend cleaning it with a soft brush and remove salt, dust, or dirt deposited by moisture or wind.  
\*Tenga en cuenta que para ambientes con alto grado de salinidad, será necesario realizar un correcto mantenimiento de la luminaria. Recomendamos limpiar con un cepillo suave y retirar la sal, el polvo o la suciedad depositada por la humedad o el viento.

39cm | 13in




Ø 32cm | 12,6in

## Agasallo 3 ref. AG304

**LAMPSHADE TULIPA**  
Painted stainless steel  
Acero inoxidable pintado

One color to choose  
Un color a elegir



CUSTOM COLOR

Stainless steel painted in matt black  
Acero inoxidable pintado en negro mate

**CANOPY FLORÓN**  
Steel painted in matt black  
Acero pintado en negro mate

230V: Ø8cm | 3,1in  
120V: Ø12cm | 4,7in

**CABLE**  
Black  
Negro

Standard: 150cm | 59,1in  
Lenght/largo customizable  
120V: 200cm | 78,7in

**RECOMMENDED BULBS BOMBILLAS RECOMENDADAS**

230V - 50Hz

E27 LED Vintage- Max. 1x12 W

120V - 60Hz

E26 LED - Max. 1x12 W

**NET WEIGHT PESO NETO**

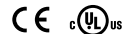
1,3kg | 2,9lb



47x47x63 cm  
18,5x18,5x24,8 in  
3,4kg | 7,5lb



Certifications:



50cm | 19,7in




Ø 30cm | 11,8in

EXT

## Agasallo 3 ref. AG304-EXT

**LAMPSHADE TULIPA**  
Painted stainless steel  
Acero inoxidable pintado

One color to choose  
Un color a elegir



CUSTOM COLOR

**CANOPY FLORÓN**  
Steel and stainless steel coated with epoxy paint in black  
Acero y acero inoxidable pintado en negro

Ø12cm | 4,7in

**STANDARDS TESTED | NORMAS ENSAYADAS**  
EN 60598  
EN 60529

Degree IP | Grado IP  
IP64

**CABLE**  
Black waterproof neoprene cable  
H05RN-F  
Cable de neopreno negro resistente al agua  
HR05RN-F

Standard: 150cm | 59,1in  
Lenght/largo customizable

**RECOMMENDED BULBS BOMBILLAS RECOMENDADAS**

220-240V ~ 50/60Hz

E27 LED Vintage - Max. 1x15 W  
BULB A60 G125 G95 ST64

Only LED BULB suitable for contact with water and use in humid conditions  
Solamente Bombillas LED aptas para el contacto con el agua y utilización en condiciones de humedad

not available in 120V

**NET WEIGHT PESO NETO**

1,3kg | 3,3lb



47x47x63 cm  
18,5x18,5x24,8 in  
3,6kg | 7,9lb



Certifications:



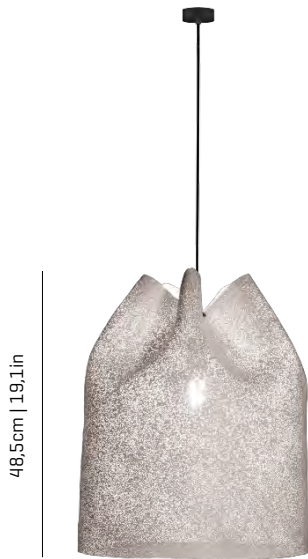
\* Please note that for environments with a high salinity, proper maintenance of the luminaire will be necessary. We recommend cleaning it with a soft brush and remove salt, dust, or dirt deposited by moisture or wind.  
\*Tenga en cuenta que para ambientes con alto grado de salinidad, será necesario realizar un correcto mantenimiento de la luminaria. Recomendamos limpiar con un cepillo suave y retirar la sal, el polvo o la suciedad depositada por la humedad o el viento.

50cm | 19,7in



Ø 30cm | 11,8in





48,5cm | 19,1in

Ø 40cm | 15,7in

## Agasallo 4 ref. AG404

**LAMPSHADE TULIPA**  
Painted stainless steel  
Acero inoxidable pintado

One color to choose  
Un color a elegir



CUSTOM  
COLOR

Stainless steel painted in  
matt black  
Acero inoxidable pintado  
en negro mate

**CANOPY FLORÓN**  
Steel painted in matt black  
Acero pintado en negro  
mate  
230V: Ø8cm | 3,1in  
120V: Ø12cm | 4,7in

**CABLE**  
Black  
Negro  
Standard: 150cm | 59,1in  
Lenght/largo customizable  
120V: 200cm | 78,7in

**RECOMMENDED BULBS**  
BOMBILLAS RECOMENDADAS

230V - 50Hz

E27 LED Vintage- Max. 1x12 W

120V - 60Hz

E26 LED - Max. 1x12 W

**NET WEIGHT**  
PESO NETO

1,5kg | 3,3lb



51x51x53 cm  
20x20x20,9 in  
3,7kg | 8,2lb



Certifications:

EXT

## Agasallo 4 ref. AG404-EXT

**LAMPSHADE TULIPA**  
Painted stainless steel  
Acero inoxidable pintado

One color to choose  
Un color a elegir



CUSTOM  
COLOR

**CANOPY FLORÓN**  
Steel and stainless steel  
coated with epoxy paint  
in black  
Acero y acero inoxidable  
pintado en negro

Ø12cm | 4,7in

**STANDARDS TESTED |**  
NORMAS ENSAYADAS  
EN 60598  
EN 60529

Degree IP | Grado IP  
IP64

**CABLE**  
Black waterproof  
neoprene cable  
H05RN-F  
Cable de neopreno  
negro resistente al agua  
HR05RN-F

Standard: 150cm | 59,1in  
Lenght/largo customizable

**RECOMMENDED BULBS**  
BOMBILLAS RECOMENDADAS

220-240V ~ 50/60Hz

E27 LED Vintage - Max. 1x15 W  
BULB A60 G125 G95 ST64

Only LED BULB suitable for contact with  
water and use in humid conditions  
Solamente Bombillas LED aptas para  
el contacto con el agua y utilización en  
condiciones de humedad

not available in 120V

**NET WEIGHT**  
PESO NETO

1,7kg | 3,7lb

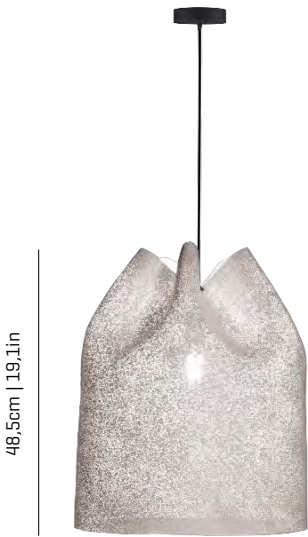


51x51x53 cm  
20x20x20,9 in  
3,9kg | 8,6lb



Certifications:

\* Please note that for environments with a high salinity, proper maintenance of  
the luminaire will be necessary. We recommend cleaning it with a soft brush and  
remove salt, dust, or dirt deposited by moisture or wind.  
\*Tenga en cuenta que para ambientes con alto grado de salinidad, será necesario  
realizar un correcto mantenimiento de la luminaria. Recomendamos limpiar con  
un cepillo suave y retirar la sal, el polvo o la suciedad depositada por la humedad  
o el viento.



48,5cm | 19,1in

Ø 40cm | 15,7in

## Ballet Plié ref. BAPI04

**LAMPSHADE TULIPA**  
Painted stainless steel  
Acero inoxidable pintado

One color to choose  
Un color a elegir



CUSTOM  
COLOR

Stainless steel  
Acero inoxidable

**CANOPY FLORÓN**  
Steel gloss nickel-plated  
Acero niquel-satinado

230V: Ø8cm | 3,1in  
120V: Ø12cm | 4,7in

**CABLE**  
Transparent or black  
Transparente o negro  
Standard: 150cm | 59,1in  
Lenght/largo customizable  
120V: 200cm | 78,7in

**RECOMMENDED BULBS**  
BOMBILLAS RECOMENDADAS

230V - 50Hz

E27 LED Vintage- Max. 1x12 W

120V - 60Hz

E26 LED - Max. 1x12 W

**NET WEIGHT**  
PESO NETO

1,2kg | 2,6lb



60x60x33 cm  
23,6x23,6x13 in  
3,6kg | 7,2lb



Certifications:



25cm | 9,8in

73x60cm | 28,7x23,6in



25cm | 9,8in

73x60cm | 28,7x23,6in

LED

## Ballet Plié ref. BAPI04-LD

LED / DIMMABLE

**LAMPSHADE TULIPA**  
Painted stainless steel  
Acero inoxidable pintado

One color to choose  
Un color a elegir



CUSTOM  
COLOR

Stainless steel  
Acero inoxidable

Inside diffuser  
Difusor interior

**CANOPY FLORÓN**  
Steel gloss nickel-plated  
Acero níquel-satinado

230V: Ø14,2cm | 5,6in  
120V: Ø14,2cm | 5,6in

**CABLE**  
Transparent or black  
Transparente o negro  
Standard: 150cm | 59,1in  
Length/largo customizable  
120V: 200cm | 78,7in

**LIGHT SOURCE BUILT-IN**  
FUENTE DE LUZ INCLUIDA

230V - 50Hz

● 17W 2700K 1645lm built-in  
upon request 3000K 1776lm  
Dimming system: PHASE CUT /  
upon request DALI/ Switch DIM

This product contains  
a light source of energy  
efficiency class **D**  
Este producto contiene una  
fuente luminosa de la clase  
de eficiencia energética **D**



100-277V - 60Hz

● 17W 2700K 1645lm built-in  
upon request 3000K 1776lm

Dimming system PHASE CONTROL & 0-10V  
(only 120Vac TRIAC Dimmers)

**NET WEIGHT**  
PESO NETO

2,1kg | 4,6lb



60x60x33 cm  
23,6x23,6x13 in  
4,3kg | 9,7lb



Certifications:



EXT

## Ballet Plié ref. BAPI04-EXT




25cm | 9,8in

73x60cm | 28,7x23,6in

**LAMPSHADE TULIPA**  
Painted stainless steel  
Acero inoxidable pintado

One color to choose  
Un color a elegir



CUSTOM  
COLOR

**CANOPY FLORÓN**  
Steel and stainless steel  
coated with epoxy paint  
in black  
Acero y acero inoxidable  
pintado en negro

Ø12cm | 4,7in

**STANDARDS TESTED |**  
NORMAS ENSAYADAS  
EN 60598  
EN 60529

Degree IP | Grado IP  
**IP64**

**CABLE**  
Black waterproof  
neoprene cable  
H05RN-F  
Cable de neopreno  
negro resistente al agua  
HR05RN-F

Standard: 150cm | 59,1in  
Length/largo customizable

**RECOMMENDED BULBS**  
BOMBILLAS RECOMENDADAS

220-240V ~ 50/60Hz

● E27 LED Vintage - Max. 1x15 W  
BULB A60 G125 G95 S764

Only LED BULB suitable for contact with  
water and use in humid conditions  
Solamente Bombillas LED aptas para  
el contacto con el agua y utilización en  
condiciones de humedad

not available in 120V

\* Please note that for environments with a high salinity, proper maintenance of  
the luminaire will be necessary. We recommend cleaning it with a soft brush and  
remove salt, dust, or dirt deposited by moisture or wind.  
\*Tenga en cuenta que para ambientes con alto grado de salinidad, será necesario  
realizar un correcto mantenimiento de la luminaria. Recomendamos limpiar con  
un cepillo suave y retirar la sal, el polvo o la suciedad depositada por la humedad  
o el viento.

**NET WEIGHT**  
PESO NETO

1,7kg | 3,7lb



51x51x53 cm  
20x20x20,9 in  
3,9kg | 8,6lb



Certifications:



## Ballet Relevé ref. BARE04



40cm | 15,7in

46x20cm | 18,1x7,9in

**LAMPSHADE TULIPA**  
Painted stainless steel  
Acero inoxidable pintado

One color to choose  
Un color a elegir



CUSTOM  
COLOR

Stainless steel  
Acero inoxidable

**CANOPY FLORÓN**  
Steel gloss nickel-plated  
Acero níquel-satinado

230V: Ø8cm | 3,1in  
120V: Ø12cm | 4,7in

**CABLE**  
Transparent or black  
Transparente o negro  
Standard: 150cm | 59,1in  
Length/largo customizable  
120V: 200cm | 78,7in

**RECOMMENDED BULBS**  
BOMBILLAS RECOMENDADAS

230V - 50Hz

● E27 LED Vintage- Max. 1x12 W

120V - 60Hz

● E26 LED - Max. 1x12 W

**NET WEIGHT**  
PESO NETO

1kg | 2,2lb



44x44x40 cm  
17,3x17,3x15,7 in  
2kg | 4,6lb



Certifications:



40cm | 15,7in



46x20cm | 18,1x7,9in



## Ballet Relevé ref. BARE04-LD LED / DIMMABLE

**LAMPSHADE TULIPA**  
Painted stainless steel  
Acero inoxidable pintado

One color to choose  
Un color a elegir



CUSTOM COLOR

Stainless steel  
Acero inoxidable

Bottom diffuser  
Difusor inferior

**CANOPY FLORÓN**  
Steel gloss nickel-plated  
Acero níquel-satinado

230V: Ø14,2cm | 5,6in  
120V: Ø14,2cm | 5,6in

**CABLE**  
Transparent or black  
Transparente o negro  
Standard: 150cm | 59,1in  
Lenght/largo customizable  
120V: 200cm | 78,7in

**LIGHT SOURCE BUILT-IN**  
FUENTE DE LUZ INCLUIDA  
230V - 50Hz

● 17W 2700K 1645lm built-in  
upon request 3000K 1776lm  
Dimming system: PHASE CUT /  
upon request DALI/ Switch DIM

This product contains  
a light source of energy  
efficiency class **D**  
Este producto contiene una  
fuente luminosa de la clase  
de eficiencia energética **D**



100-277V - 60Hz

● 17W 2700K 1645lm built-in  
upon request 3000K 1776lm

Dimming system PHASE CONTROL & 0-10V  
[only 120Vac TRIAC Dimmers]

**NET WEIGHT**  
PESO NETO  
1,7kg | 3,7lb



44x44x40 cm  
17,3x17,3x15,7 in  
2,8kg | 6,3lb



Certifications:  
CE cULus

40cm | 15,7in



46x20cm | 18,1x7,9in



## Ballet Relevé ref. BARE04-EXT

**LAMPSHADE TULIPA**  
Painted stainless steel  
Acero inoxidable pintado

One color to choose  
Un color a elegir



CUSTOM COLOR

**CANOPY FLORÓN**  
Steel and stainless steel  
coated with epoxy paint  
in black  
Acero y acero inoxidable  
pintado en negro  
Ø12cm | 4,7in

**STANDARDS TESTED |**  
NORMAS ENSAYADAS  
EN 60598  
EN 60529

Degree IP | Grado IP  
**IP64**

**CABLE**  
Black waterproof  
neoprene cable  
H05RN-F  
Cable de neopreno  
negro resistente al agua  
HR05RN-F  
Standard: 150cm | 59,1in  
Lenght/largo customizable

**RECOMMENDED BULBS**  
BOMBILLAS RECOMENDADAS  
220-240V ~ 50/60Hz

● E27 LED Vintage - Max. 1x15 W  
BULB A60 G125 G95 ST64

Only LED BULB suitable for contact with  
water and use in humid conditions  
Solamente Bombillas LED aptas para  
el contacto con el agua y utilización en  
condiciones de humedad

not available in 120V

**NET WEIGHT**  
PESO NETO  
1,7kg | 3,7lb



51x51x53 cm  
20x20x20,9 in  
3,9kg | 8,6lb



Certifications:  
CE

\* Please note that for environments with a high salinity, proper maintenance of the luminaire will be necessary. We recommend cleaning it with a soft brush and remove salt, dust, or dirt deposited by moisture or wind.  
\*Tenga en cuenta que para ambientes con alto grado de salinidad, será necesario realizar un correcto mantenimiento de la luminaria. Recomendamos limpiar con un cepillo suave y retirar la sal, el polvo o la suciedad depositada por la humedad o el viento.

42cm | 16,5in



47x36cm | 18,5x14,2in

## Ballet Elancé ref. BALA04

**LAMPSHADE TULIPA**  
Painted stainless steel  
Acero inoxidable pintado

One color to choose  
Un color a elegir



CUSTOM COLOR

Stainless steel  
Acero inoxidable

**CANOPY FLORÓN**  
Steel gloss nickel-plated  
Acero níquel-satinado

230V: Ø8cm | 3,1in  
120V: Ø12cm | 4,7in

**CABLE**  
Transparent or black  
Transparente o negro  
Standard: 150cm | 59,1in  
Lenght/largo customizable  
120V: 200cm | 78,7in

**RECOMMENDED BULBS**  
BOMBILLAS RECOMENDADAS  
230V - 50Hz

● E27 LED Vintage- Max. 1x12 W

120V - 60Hz

● E26 LED - Max. 1x12 W

**NET WEIGHT**  
PESO NETO  
1,1kg | 2,4lb



44x44x40 cm  
17,3x17,3x15,7 in  
2,4kg | 5,3lb



Certifications:  
CE cULus

42cm | 16,5in



47x36cm | 18,5x14,2in

LED

## Ballet Elancé ref. BALA04-LD LED / DIMMABLE

**LAMPSHADE TULIPA**  
Painted stainless steel  
Acero inoxidable pintado

One color to choose  
Un color a elegir



CUSTOM  
COLOR

Stainless steel  
Acero inoxidable

Inside diffuser  
Difusor interior

**CANOPY FLORÓN**  
Steel gloss nickel-plated  
Acero niquel-satinado

230V: Ø14,2cm | 5,6in  
120V: Ø14,2cm | 5,6in

**CABLE**  
Transparent or black  
Transparente o negro  
Standard: 150cm | 59,1in  
Lenght/largo customizable  
120V: 200cm | 78,7in

**LIGHT SOURCE BUILT-IN**  
FUENTE DE LUZ INCLUIDA

230V - 50Hz

17W 2700K 1645lm built-in  
upon request 3000K 1776lm  
Dimming system: PHASE CUT  
upon request DALI/ Switch DIM

This product contains  
a light source of energy  
efficiency class **D**  
Este producto contiene una  
fuente luminosa de la clase  
de eficiencia energética **D**



100-277V - 60Hz

17W 2700K 1645lm built-in  
upon request 3000K 1776lm

Dimming system PHASE CONTROL & 0-10V  
[only 120Vac TRIAC Dimmers]

**NET WEIGHT**  
PESO NETO

1,9kg | 4,2lb

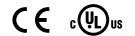


44x44x40 cm  
17,3x17,3x15,7 in

3,2kg | 7lb



Certifications:



EXT

## Ballet Elancé ref. BALA04-EXT

**LAMPSHADE TULIPA**  
Painted stainless steel  
Acero inoxidable pintado

One color to choose  
Un color a elegir



CUSTOM  
COLOR

**CANOPY FLORÓN**  
Steel and stainless steel  
coated with epoxy paint  
in black  
Acero y acero inoxidable  
pintado en negro

Ø12cm | 4,7in

**STANDARDS TESTED |**  
NORMAS ENSAYADAS  
EN 60598  
EN 60529

Degree IP | Grado IP  
**IP64**

**CABLE**  
Black waterproof  
neoprene cable  
H05RN-F  
Cable de neopreno  
negro resistente al agua  
HR05RN-F

Standard: 150cm | 59,1in  
Lenght/largo customizable

**RECOMMENDED BULBS**  
BOMBILLAS RECOMENDADAS

220-240V ~ 50/60Hz

E27 LED Vintage - Max. 1x15 W  
BULB A60 G125 G95 ST64

Only LED BULB suitable for contact with  
water and use in humid conditions  
Solamente Bombillas LED aptas para  
el contacto con el agua y utilización en  
condiciones de humedad

not available in 120V

**NET WEIGHT**  
PESO NETO

1,7kg | 3,7lb



51x51x53 cm  
20x20x20,9 in  
3,9kg | 8,6lb



Certifications:



\* Please note that for environments with a high salinity, proper maintenance of the luminaire will be necessary. We recommend cleaning it with a soft brush and remove salt, dust, or dirt deposited by moisture or wind.  
\*Tenga en cuenta que para ambientes con alto grado de salinidad, será necesario realizar un correcto mantenimiento de la luminaria. Recomendamos limpiar con un cepillo suave y retirar la sal, el polvo o la suciedad depositada por la humedad o el viento.

42cm | 16,5in



47x36cm | 18,5x14,2in

## Bety Eco ref. BEC004

**LAMPSHADE TULIPA**  
Pressed Cellulose  
Celulosa prensada

One color to choose  
Un color a elegir



\*pictured color: 42  
\*color de la fotografía: 42

**CANOPY FLORÓN**  
Steel gloss nickel-plated  
Acero niquel-satinado

230V: Ø8cm | 3,1in  
120V: Ø12cm | 4,7in

**CABLE**  
Transparent or black  
Transparente o negro  
Standard: 150cm | 59,1in  
Lenght/largo customizable  
120V: 200cm | 78,7in

**RECOMMENDED BULBS**  
BOMBILLAS RECOMENDADAS

230V - 50Hz

E27 LED Vintage- Max. 1x12 W

120V - 60Hz

E26 LED - Max. 1x12 W

**NET WEIGHT**  
PESO NETO

2,1kg | 4,6lb



47x47x63 cm  
18,5x18,5x24,8 in  
3kg | 6,6lb



Certifications:



52cm | 20,5in



Ø 42cm | 16,5in



52cm | 20,5in

Ø 42cm | 16,5in



## Bety Eco ref. BEC004-LD

LED / DIMMABLE

**LAMPSHADE TULIPA**  
Pressed Cellulose  
Celulosa prensada

One color to choose  
Un color a elegir



\*pictured color: 42  
\*color de la fotografía: 42

**CANOPY FLORÓN**  
Steel gloss nickel-plated  
Acero níquel-satinado

230V: Ø14,2cm | 5,6in  
120V: Ø14,2cm | 5,6in

**CABLE**  
Transparent or black  
Transparente o negro  
Standard: 150cm | 59,1in  
Length/largo customizable  
120V: 200cm | 78,7in

**LIGHT SOURCE BUILT-IN**  
FUENTE DE LUZ INCLUIDA

230V - 50Hz

● 17W 2700K 1645lm built-in  
upon request 3000K 1776lm  
Dimming system: PHASE CUT  
upon request DALI/ Switch DIM

This product contains  
a light source of energy  
efficiency class **D**  
Este producto contiene una  
fuente luminosa de la clase  
de eficiencia energética **D**



**NET WEIGHT**  
PESO NETO

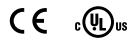
2,5kg | 5,5lb



47x47x63 cm  
18,5x18,5x24,8 in  
4kg | 8,8lb



Certifications:



100-277V - 60Hz

● 17W 2700K 1645lm built-in  
upon request 3000K 1776lm

Dimming system PHASE CONTROL & 0-10V  
(only 120Vac TRIAC Dimmers)



40cm | 16in

Ø 40cm | 16in

## Blum ref. BLO4

**LAMPSHADE TULIPA**  
Painted stainless steel  
thread  
Hilo de acero inoxidable  
pintado

One color : white  
Un color: blanco



**CANOPY FLORÓN**  
Steel gloss nickel-plated  
Acero níquel-satinado

230V: Ø8cm | 3,1in  
120V: Ø12cm | 4,7in

**CABLE**  
Transparent or black  
Transparente o negro  
Standard: 150cm | 59,1in  
Length/largo customizable  
120V: 200cm | 78,7in

**RECOMMENDED BULBS**  
BOMBILLAS RECOMENDADAS

230V - 50Hz

● E27 LED Vintage- Max. 1x12 W

● E27 LED Standard- Max. 1x12 W

120V - 60Hz

● E26 LED - Max. 1x12 W

**NET WEIGHT**  
PESO NETO

1,3kg | 2,9lb



44x44x40 cm  
17,3x17,3x15,7 in  
2,7kg | 5,1lb




Certifications:



## Cambo ref. CM104

**LAMPSHADE TULIPA**  
Painted stainless steel  
Acero inoxidable pintado

One color to choose  
Un color a elegir



Beech wood  
Madera de haya

Painted aluminum  
Aluminio pintado

Built-in diffuser  
Difusor incorporado

**CANOPY FLORÓN**  
Steel painted in mat black  
Acero pintado en negro  
mate

230V: Ø12cm | 4,7in  
120V: Ø12cm | 4,7in

**CABLE**  
Black  
Negro  
Standard: 150cm | 59,1in  
Length/largo customizable  
120V: 200cm | 78,7in

**LIGHT SOURCE BUILT IN**  
FUENTE DE LUZ INCLUIDA

230V - 50Hz

● 7W 2700K 850lm built-in

Dimming system: PHASE CUT

This product contains a light source  
of energy efficiency class **D**  
Este producto contiene una fuente  
luminosa de la clase de eficiencia  
energética **D**



**NET WEIGHT**  
PESO NETO

1,2kg | 2,1lb



64x39x28 cm  
25,2x15,3x11 in  
2,8kg | 6,3lb



Certifications:



100-277V - 60Hz

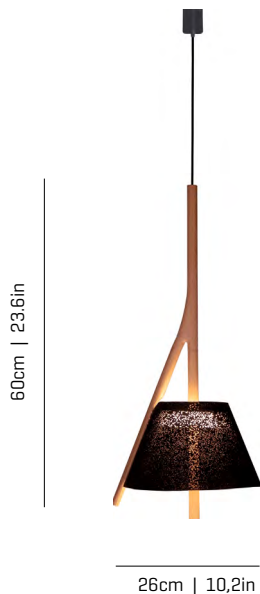
● 7W 2700K 850lm built-in

Dimming system: PHASE CONTROL & 0-10V  
(only 120Vac TRIAC Dimmers)



45cm | 17,7in


26cm | 10,2in



**LED** **Cambo** ref. **CM104G**

**LAMPSHADE TULIPA**  
Painted stainless steel  
Acero inoxidable pintado

One color to choose  
Un color a elegir



Beech wood  
Madera de haya

Painted aluminum  
Aluminio pintado

Built-in diffuser  
Difusor incorporado

**CANOPY FLORÓN**  
Steel painted in matt black  
Acero pintado en negro mate

230V: Ø12cm | 4,7in  
120V: Ø12cm | 4,7in

**CABLE**  
Black  
Negro

Standard: 150cm | 59,1in  
Length/largo customizable  
120V: 200cm | 78,7in

**LIGHT SOURCE BUILT IN**  
FUENTE DE LUZ INCLUIDA

230V - 50Hz



Dimming system: PHASE CUT

This product contains a light source of energy efficiency class **D**  
Este producto contiene una fuente luminosa de la clase de eficiencia energética **D**



100-277V - 60Hz



Dimming system: PHASE CONTROL & 0-10V  
(only 120Vac TRIAC Dimmers)

**NET WEIGHT**  
PESO NETO

1,4kg | 3,1lb



84x39x28 cm  
33,1x15,3x11 in

2,9kg | 6,6lb




Certifications:



**LED** **Cambo** ref. **CM204**

**LAMPSHADE TULIPA**  
Painted stainless steel  
Acero inoxidable pintado

One color to choose  
Un color a elegir



Beech wood  
Madera de haya

Painted aluminum  
Aluminio pintado

Built-in diffuser  
Difusor incorporado

**CANOPY FLORÓN**  
Steel painted in matt black  
Acero pintado en negro mate

230V: Ø12cm | 4,7in  
120V: Ø12cm | 4,7in

**CABLE**  
Black  
Negro

Standard: 150cm | 59,1in  
Length/largo customizable  
120V: 200cm | 78,7in

**LIGHT SOURCE BUILT IN**  
FUENTE DE LUZ INCLUIDA

230V - 50Hz



Dimming system: PHASE CUT

This product contains a light source of energy efficiency class **D**  
Este producto contiene una fuente luminosa de la clase de eficiencia energética **D**



100-277V - 60Hz



Dimming system: PHASE CONTROL & 0-10V  
(only 120Vac TRIAC Dimmers)

**NET WEIGHT**  
PESO NETO

1,4kg | 3,1lb



64x39x28 cm  
25,2x15,3x11 in

2,8kg | 6,3lb




Certifications:



**LED** **Cambo** ref. **CM204G**

**LAMPSHADE TULIPA**  
Painted stainless steel  
Acero inoxidable pintado

One color to choose  
Un color a elegir



Beech wood  
Madera de haya

Painted aluminum  
Aluminio pintado

Built-in diffuser  
Difusor incorporado

**CANOPY FLORÓN**  
Steel painted in matt black  
Acero pintado en negro mate

230V: Ø12cm | 4,7in  
120V: Ø12cm | 4,7in

**CABLE**  
Black  
Negro

Standard: 150cm | 59,1in  
Length/largo customizable  
120V: 200cm | 78,7in

**LIGHT SOURCE BUILT IN**  
FUENTE DE LUZ INCLUIDA

230V - 50Hz



Dimming system: PHASE CUT

This product contains a light source of energy efficiency class **D**  
Este producto contiene una fuente luminosa de la clase de eficiencia energética **D**



100-277V - 60Hz



Dimming system: PHASE CONTROL & 0-10V  
(only 120Vac TRIAC Dimmers)

**NET WEIGHT**  
PESO NETO

1,5kg | 3,5lb

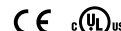


84x39x28 cm  
33,1x15,3x11 in

3,1kg | 6,2lb



Certifications:



## Caos ref. CA04A






Ø 35cm | 13,8in

### LAMPSHADE TULIPA

Cord  
Cordón

One color to choose  
Un color a elegir



Stainless steel  
Acero inoxidable

### CANOPY FLORÓN

Steel gloss nickel-plated  
Acero níquel-satinado

230V: Ø8cm | 3,1in  
120V: Ø12cm | 4,7in

### CABLE

Transparent or black  
Transparente o negro  
Standard: 150cm | 59,1in  
Lenght/largo customizable  
120V: 200cm | 78,7in

### RECOMMENDED BULBS BOMBILLAS RECOMENDADAS

230V - 50Hz

E27 LED Vintage- Max. 1x12 W

120V - 60Hz

E26 LED - Max. 1x12 W

### NET WEIGHT PESO NETO

1,1kg | 2,4lb



44x44x40 cm  
17,3x17,3x15,7 in  
1,5kg | 3,3lb



Certifications:



LED

## Caos ref. CA04A-LD





Ø 35cm | 13,8in

### LAMPSHADE TULIPA

Cord  
Cordón

One color to choose  
Un color a elegir



Stainless steel  
Acero inoxidable

Bottom diffuser  
Difusor inferior

### CANOPY FLORÓN

Steel gloss nickel-plated  
Acero níquel-satinado

230V: Ø14,2cm | 5,6in  
120V: Ø14,2cm | 5,6in

### CABLE

Transparent or black  
Transparente o negro  
Standard: 150cm | 59,1in  
Lenght/largo customizable  
120V: 200cm | 78,7in

### LED / DIMMABLE

### LIGHT SOURCE BUILT-IN FUENTE DE LUZ INCLUIDA

230V - 50Hz

17W 2700K 1645lm built-in  
upon request 3000K 1776lm

Dimming system: PHASE CUT /  
upon request DALI/ Switch DIM

This product contains  
a light source of energy  
efficiency class **D**  
Este producto contiene una  
fuente luminosa de la clase  
de eficiencia energética **D**



100-277V - 60Hz

17W 2700K 1645lm built-in  
upon request 3000K 1776lm

Dimming system PHASE CONTROL & 0-10V  
(only 120Vac TRIAC Dimmers)

### NET WEIGHT PESO NETO

1,8kg | 4lb



44x44x40 cm  
17,3x17,3x15,7 in  
2kg | 4,6lb



Certifications:



## Caos ref. CA04B





Ø 35cm | 13,8in

### LAMPSHADE TULIPA

Cord  
Cordón

One color to choose  
Un color a elegir



Stainless steel  
Acero inoxidable

### CANOPY FLORÓN

Steel gloss nickel-plated  
Acero níquel-satinado

230V: Ø8cm | 3,1in  
120V: Ø12cm | 4,7in

### CABLE

Transparent or black  
Transparente o negro  
Standard: 150cm | 59,1in  
Lenght/largo customizable  
120V: 200cm | 78,7in

### RECOMMENDED BULBS BOMBILLAS RECOMENDADAS

230V - 50Hz

E27 LED Vintage- Max. 1x12 W

120V - 60Hz

E26 LED - Max. 1x12 W

### NET WEIGHT PESO NETO

1,1kg | 2,4lb



36x36x31 cm  
14,2x14,2x12,2 in  
1,5kg | 3,3lb



Certifications:





## Caos ref. CA04B-LD

LED / DIMMABLE

### LAMPSHADE TULIPA

Cord  
Cordón

One color to choose  
Un color a elegir



Stainless steel  
Acero inoxidable

Bottom diffuser  
Difusor inferior

### CANOPY FLORÓN

Steel gloss nickel-plated  
Acero níquel-satinado

230V: Ø14,2cm | 5,6in  
120V: Ø14,2cm | 5,6in

### CABLE

Transparent or black  
Transparente o negro

Standard: 150cm | 59,1in  
Lenght/largo customizable  
120V: 200cm | 78,7in

### LIGHT SOURCE BUILT-IN FUENTE DE LUZ INCLUIDA

230V - 50Hz

17W 2700K 1645lm built-in  
upon request 3000K 1776lm  
Dimming system: PHASE CUT /  
upon request DALI/ Switch DIM

This product contains  
a light source of energy  
efficiency class **D**  
Este producto contiene una  
fuente luminosa de la clase  
de eficiencia energética **D**



100-277V - 60Hz

17W 2700K 1645lm built-in  
upon request 3000K 1776lm

Dimming system PHASE CONTROL & 0-10V  
(only 120Vac TRIAC Dimmers)

### NET WEIGHT PESO NETO

1,7kg | 3,7lb



36x36x31 cm  
14,2x14,2x12,2 in  
2kg | 4,6lb



Certifications:



50cm | 19,7in



Ø 50cm | 19,7in

## Caos ref. CA04AG

### LAMPSHADE TULIPA

Cord  
Cordón

One color to choose  
Un color a elegir



Stainless steel  
Acero inoxidable

### CANOPY FLORÓN

Steel gloss nickel-plated  
Acero níquel-satinado

230V: Ø8cm | 3,1in  
120V: Ø12cm | 4,7in

### CABLE

Transparent or black  
Transparente o negro

Standard: 150cm | 59,1in  
Lenght/largo customizable  
120V: 200cm | 78,7in

### RECOMMENDED BULBS BOMBILLAS RECOMENDADAS

230V - 50Hz

E27 LED Vintage- Max. 1x12 W

120V - 60Hz

E26 LED - Max. 1x12 W

### NET WEIGHT PESO NETO

1,7kg | 3,7lb



51x51x53 cm  
20x20x20,9 in  
3,8kg | 8,6lb



Certifications:



## Caos ref. CA04AG-LD

LED / DIMMABLE

### LAMPSHADE TULIPA

Cord  
Cordón

One color to choose  
Un color a elegir



Stainless steel  
Acero inoxidable

Bottom diffuser  
Difusor inferior

### CANOPY FLORÓN

Steel gloss nickel-plated  
Acero níquel-satinado

230V: Ø14,2cm | 5,6in  
120V: Ø14,2cm | 5,6in

### CABLE

Transparent or black  
Transparente o negro

Standard: 150cm | 59,1in  
Lenght/largo customizable  
120V: 200cm | 78,7in

### LIGHT SOURCE BUILT-IN FUENTE DE LUZ INCLUIDA

230V - 50Hz

17W 2700K 1645lm built-in  
upon request 3000K 1776lm  
Dimming system: PHASE CUT /  
upon request DALI/ Switch DIM

This product contains  
a light source of energy  
efficiency class **D**  
Este producto contiene una  
fuente luminosa de la clase  
de eficiencia energética **D**



100-277V - 60Hz

17W 2700K 1645lm built-in  
upon request 3000K 1776lm

Dimming system PHASE CONTROL & 0-10V  
(only 120Vac TRIAC Dimmers)

### NET WEIGHT PESO NETO

2,3kg | 5,1lb



51x51x53 cm  
20x20x20,9 in  
4kg | 8,8lb



Certifications:



50cm | 19,7in



Ø 50cm | 19,7in



## Coral Cay ref. COCY04



**LAMPSHADE TULIPA**  
Painted stainless steel  
Acero inoxidable pintado

One color to choose  
Un color a elegir



CUSTOM  
COLOR

Stainless steel  
Acero inoxidable

**CANOPY FLORÓN**  
Steel gloss nickel-plated  
Acero níquel-satinado

230V: Ø8cm | 3,1in  
120V: Ø12cm | 4,7in

**CABLE**  
Transparent or black  
Transparente o negro  
Standard: 150cm | 59,1in  
Lenght/largo customizable  
120V: 200cm | 78,7in

**RECOMMENDED BULBS**  
BOMBILLAS RECOMENDADAS  
230V - 50Hz

E27 LED Vintage- Max. 1x12 W

120V - 60Hz

E26 LED - Max. 1x12 W

**NET WEIGHT**  
PESO NETO  
1,1kg | 2,4lb



36x36x31 cm  
14,2x14,2x12,2 in  
1,6kg | 3,4lb



Certifications:



LED

## Coral Cay ref. COCY04-LD

LED / DIMMABLE



**LAMPSHADE TULIPA**  
Painted stainless steel  
Acero inoxidable pintado

One color to choose  
Un color a elegir



CUSTOM  
COLOR

Stainless steel  
Acero inoxidable

Bottom diffuser  
Difusor inferior

**CANOPY FLORÓN**  
Steel gloss nickel-plated  
Acero níquel-satinado

230V: Ø14,2cm | 5,6in  
120V: Ø14,2cm | 5,6in

**CABLE**  
Transparent or black  
Transparente o negro  
Standard: 150cm | 59,1in  
Lenght/largo customizable  
120V: 200cm | 78,7in

**LIGHT SOURCE BUILT-IN**  
FUENTE DE LUZ INCLUIDA  
230V - 50Hz

17W 2700K 1645lm built-in  
upon request 3000K 1776lm

Dimming system: PHASE CUT /  
upon request DALI/ Switch DIM

This product contains  
a light source of energy  
efficiency class **D**  
Este producto contiene una  
fuente luminosa de la clase  
de eficiencia energética **D**



100-277V - 60Hz

17W 2700K 1645lm built-in  
upon request 3000K 1776lm

Dimming system PHASE CONTROL & 0-10V  
(only 120Vac TRIAC Dimmers)

**NET WEIGHT**  
PESO NETO  
1,3kg | 2,9lb



36x36x31 cm  
14,2x14,2x12,2 in  
2,1kg | 4,1lb



Certifications:



## Coral Galaxea ref. COGA04



**LAMPSHADE TULIPA**  
Painted stainless steel  
Acero inoxidable pintado

One color to choose  
Un color a elegir



CUSTOM  
COLOR

Stainless steel  
Acero inoxidable

**CANOPY FLORÓN**  
Steel gloss nickel-plated  
Acero níquel-satinado

230V: Ø8cm | 3,1in  
120V: Ø12cm | 4,7in

**CABLE**  
Transparent or black  
Transparente o negro  
Standard: 150cm | 59,1in  
Lenght/largo customizable  
120V: 200cm | 78,7in

**RECOMMENDED BULBS**  
BOMBILLAS RECOMENDADAS  
230V - 50Hz

E27 LED Vintage- Max. 1x12 W

120V - 60Hz

E26 LED - Max. 1x12 W

**NET WEIGHT**  
PESO NETO  
1,2kg | 2,6lb



36x36x31 cm  
14,2x14,2x12,2 in  
1,7kg | 3,7lb



Certifications:





LED

## Coral Galaxea ref. COGA04-LD LED / DIMMABLE

**LAMPSHADE TULIPA**  
Painted stainless steel  
Acero inoxidable pintado

One color to choose  
Un color a elegir



CUSTOM COLOR

Stainless steel  
Acero inoxidable

Bottom diffuser  
Difusor inferior

**CANOPY FLORÓN**  
Steel gloss nickel-plated  
Acero níquel-satinado

230V: Ø14,2cm | 5,6in  
120V: Ø14,2cm | 5,6in

**CABLE**  
Transparent or black  
Transparente o negro  
Standard: 150cm | 59,1in  
Lenght/largo customizable  
120V: 200cm | 78,7in

**LIGHT SOURCE BUILT-IN**  
FUENTE DE LUZ INCLUIDA  
230V - 50Hz

17W 2700K 1645lm built-in  
upon request 3000K 1776lm  
Dimming system: PHASE CUT /  
upon request DALI/ Switch DIM

This product contains  
a light source of energy  
efficiency class **D**  
Este producto contiene una  
fuente luminosa de la clase  
de eficiencia energética **D**

100-277V - 60Hz

17W 2700K 1645lm built-in  
upon request 3000K 1776lm

Dimming system PHASE CONTROL & 0-10V  
(only 120Vac TRIAC Dimmers)

**NET WEIGHT**  
PESO NETO

1,9kg | 4,2lb



36x36x31 cm  
14,2x14,2x12,2 in  
2,7kg | 5,9lb



Certifications:



## Coral Reef ref. CORE04

**LAMPSHADE TULIPA**  
Painted stainless steel  
Acero inoxidable pintado

One color to choose  
Un color a elegir



CUSTOM COLOR

Stainless steel  
Acero inoxidable

**CANOPY FLORÓN**  
Steel gloss nickel-plated  
Acero níquel-satinado

230V: Ø8cm | 3,1in  
120V: Ø12cm | 4,7in

**CABLE**  
Transparent or black  
Transparente o negro  
Standard: 150cm | 59,1in  
Lenght/largo customizable  
120V: 200cm | 78,7in

**RECOMMENDED BULBS**  
BOMBILLAS RECOMENDADAS  
230V - 50Hz

E27 LED Vintage- Max. 1x12 W

120V - 60Hz

E26 LED - Max. 1x12 W

**NET WEIGHT**  
PESO NETO

1,6kg | 3,5lb



65x32x23 cm  
25,5x12,6x9,1 in  
2,2kg | 4,8lb



Certifications:



LED

## Coral Reef ref. CORE04-LD LED / DIMMABLE

**LAMPSHADE TULIPA**  
Painted stainless steel  
Acero inoxidable pintado

One color to choose  
Un color a elegir



CUSTOM COLOR

Stainless steel  
Acero inoxidable

Bottom diffuser  
Difusor inferior

**CANOPY FLORÓN**  
Steel gloss nickel-plated  
Acero níquel-satinado

230V: Ø14,2cm | 5,6in  
120V: Ø14,2cm | 5,6in

**CABLE**  
Transparent or black  
Transparente o negro  
Standard: 150cm | 59,1in  
Lenght/largo customizable  
120V: 200cm | 78,7in

**LIGHT SOURCE BUILT-IN**  
FUENTE DE LUZ INCLUIDA  
230V - 50Hz

17W 2700K 1645lm built-in  
upon request 3000K 1776lm  
Dimming system: PHASE CUT /  
upon request DALI/ Switch DIM

This product contains  
a light source of energy  
efficiency class **D**  
Este producto contiene una  
fuente luminosa de la clase  
de eficiencia energética **D**

100-277V - 60Hz

17W 2700K 1645lm built-in  
upon request 3000K 1776lm

Dimming system PHASE CONTROL & 0-10V  
(only 120Vac TRIAC Dimmers)

**NET WEIGHT**  
PESO NETO

2,4kg | 5,3lb



66x32x23 cm  
26x12,6x9,1 in  
2,9kg | 6,4lb



Certifications:



## Coral Sea ref. COSE04



**LAMPSHADE TULIPA**  
Painted stainless steel  
Acero inoxidable pintado

One color to choose  
Un color a elegir



CUSTOM  
COLOR

Stainless steel  
Acero inoxidable

**CANOPY FLORÓN**  
Steel gloss nickel-plated  
Acero níquel-satinado

230V: Ø8cm | 3,1in  
120V: Ø12cm | 4,7in

**CABLE**  
Transparent or black  
Transparente o negro  
Standard: 150cm | 59,1in  
Length/largo customizable  
120V: 200cm | 78,7in

**RECOMMENDED BULBS**  
BOMBILLAS RECOMENDADAS  
230V - 50Hz

E27 LED Vintage- Max. 1x12 W

120V - 60Hz

E26 LED - Max. 1x12 W

**NET WEIGHT**  
PESO NETO  
1,4kg | 3,1lb



36x36x31 cm  
14,2x14,2x12,2 in  
2kg | 4,4lb



Certifications:



LED

## Coral Sea ref. COSE04-LD LED / DIMMABLE



**LAMPSHADE TULIPA**  
Painted stainless steel  
Acero inoxidable pintado

One color to choose  
Un color a elegir



CUSTOM  
COLOR

Stainless steel  
Acero inoxidable

Bottom diffuser  
Difusor inferior

**CANOPY FLORÓN**  
Steel gloss nickel-plated  
Acero níquel-satinado

230V: Ø14,2cm | 5,6in  
120V: Ø14,2cm | 5,6in

**CABLE**  
Transparent or black  
Transparente o negro  
Standard: 150cm | 59,1in  
Length/largo customizable  
120V: 200cm | 78,7in

**LIGHT SOURCE BUILT-IN**  
FUENTE DE LUZ INCLUIDA  
230V - 50Hz

17W 2700K 1645lm built-in  
upon request 3000K 1776lm  
Dimming system: PHASE CUT /  
upon request DALI/ Switch DIM

This product contains  
a light source of energy  
efficiency class **D**  
Este producto contiene una  
fuente luminosa de la clase  
de eficiencia energética **D**



100-277V - 60Hz

17W 2700K 1645lm built-in  
upon request 3000K 1776lm

Dimming system PHASE CONTROL & 0-10V  
(only 120Vac TRIAC Dimmers)

**NET WEIGHT**  
PESO NETO  
1,9kg | 4,2lb



44x44x40 cm  
17,3x17,3x15,7 in  
2,5kg | 5,5lb



Certifications:



## Coral Seaurchin ref. COAU04



**LAMPSHADE TULIPA**  
Painted stainless steel  
Acero inoxidable pintado

One color to choose  
Un color a elegir



CUSTOM  
COLOR

Stainless steel  
Acero inoxidable

**CANOPY FLORÓN**  
Steel gloss nickel-plated  
Acero níquel-satinado

230V: Ø8cm | 3,1in  
120V: Ø12cm | 4,7in

**CABLE**  
Transparent or black  
Transparente o negro  
Standard: 150cm | 59,1in  
Length/largo customizable  
120V: 200cm | 78,7in

**RECOMMENDED BULBS**  
BOMBILLAS RECOMENDADAS  
230V - 50Hz

E27 LED Vintage- Max. 1x12 W

120V - 60Hz

E26 LED - Max. 1x12 W

**NET WEIGHT**  
PESO NETO  
1,7kg | 3,7lb



44x44x40 cm  
17,3x17,3x15,7 in  
2,9kg | 6,4lb



Certifications:



LED

## Coral Seaurchin ref. COAU04-LD LED / DIMMABLE



**LAMPSHADE TULIPA**  
Painted stainless steel  
Acero inoxidable pintado

One color to choose  
Un color a elegir



CUSTOM COLOR

Stainless steel  
Acero inoxidable

Bottom diffuser  
Difusor inferior

**CANOPY FLORÓN**  
Steel gloss nickel-plated  
Acero níquel-satinado

230V: Ø14,2cm | 5,6in  
120V: Ø14,2cm | 5,6in

**CABLE**  
Transparent or black  
Transparente o negro  
Standard: 150cm | 59,1in  
Lenght/largo customizable  
120V: 200cm | 78,7in

**LIGHT SOURCE BUILT-IN**  
FUENTE DE LUZ INCLUIDA

230V - 50Hz

● 17W 2700K 1645lm built-in  
upon request 3000K 1776lm  
Dimming system: PHASE CUT /  
upon request DALI/ Switch DIM

This product contains  
a light source of energy  
efficiency class **D**  
Este producto contiene una  
fuente luminosa de la clase  
de eficiencia energética **D**



100-277V - 60Hz

● 17W 2700K 1645lm built-in  
upon request 3000K 1776lm

Dimming system PHASE CONTROL 0-10V  
[only 120Vac TRIAC Dimmers]

**NET WEIGHT**  
PESO NETO

2,4kg | 5,3lb



44x44x40 cm  
17,3x17,3x15,7 in  
3kg | 6,9lb



Certifications:




## Coral Seaurchin ref. COAU04G



**LAMPSHADE TULIPA**  
Painted stainless steel  
Acero inoxidable pintado

One color to choose  
Un color a elegir



CUSTOM COLOR

Stainless steel  
Acero inoxidable

**CANOPY FLORÓN**  
Steel gloss nickel-plated  
Acero níquel-satinado

230V: Ø12cm | 4,7in  
120V: Ø12cm | 4,7in

**CABLE**  
Transparent or black  
Transparente o negro  
Standard: 150cm | 59,1in  
Lenght/largo customizable  
120V: 200cm | 78,7in

**RECOMMENDED BULBS**  
BOMBILLAS RECOMENDADAS

230V - 50Hz

● E27 LED Vintage- Max. 4x12 W

120V - 60Hz

● E26 LED - Max. 4x12 W

**NET WEIGHT**  
PESO NETO

4,5kg | 9,9lb



71x71x43 cm  
28x28x17 in  
7,2kg | 15,9lb



Certifications:



LED

## Coral Seaurchin ref. COAU04G-LD LED / DIMMABLE



**LAMPSHADE TULIPA**  
Painted stainless steel  
Acero inoxidable pintado

One color to choose  
Un color a elegir



CUSTOM COLOR

Stainless steel  
Acero inoxidable

Bottom diffuser  
Difusor inferior

**CANOPY FLORÓN**  
Steel gloss nickel-plated  
Acero níquel-satinado

230V: Ø14,2cm | 5,6in  
120V: Ø14,2cm | 5,6in

**CABLE**  
Transparent or black  
Transparente o negro  
Standard: 150cm | 59,1in  
Lenght/largo customizable  
120V: 200cm | 78,7in

**LIGHT SOURCE BUILT-IN**  
FUENTE DE LUZ INCLUIDA

230V - 50Hz

● 35W 2700K 3938lm built-in  
upon request 3000K 4086lm  
Dimming system: DALI/ Switch DIM

This product contains  
a light source of energy  
efficiency class **D**  
Este producto contiene una  
fuente luminosa de la clase  
de eficiencia energética **D**



100-277V - 60Hz

● 35W 2700K 3938lm built-in  
upon request 3000K 4086lm

Dimming system 0-10V

**NET WEIGHT**  
PESO NETO

4,5kg | 9,9lb



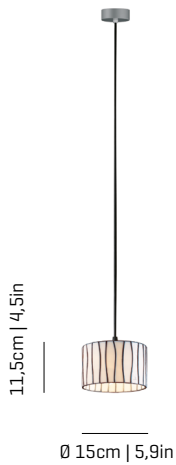
71x71x43 cm  
28x28x17 in  
8kg | 17,6lb



Certifications:




## Curvas ref. CV04-1



### LAMPSHADE TULIPA

Glass  
Vidrio

One color to choose  
Un color a elegir



### CANOPY FLORÓN

Steel gloss nickel-plated  
Acero níquel-satinado

230V: Ø8cm | 3,1in  
120V: Ø12cm | 4,7in

### CABLE

Transparent or black  
Transparente o negro  
Standard: 150cm | 59,1in  
Length/largo customizable  
120V: 200cm | 78,7in

### RECOMMENDED BULBS BOMBILLAS RECOMENDADAS

230V - 50Hz

E14 LED Vintage- Max. 1x7 W

120V - 60Hz

E12 LED - Max. 1x7 W

### NET WEIGHT PESO NETO

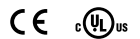
0,7kg | 1,5lb



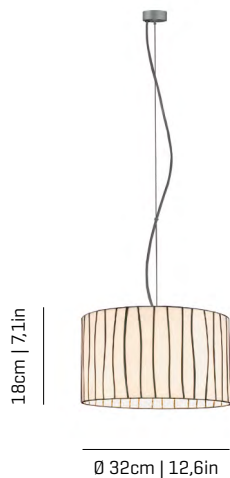
21x21x22 cm  
8,3x8,3x8,7 in  
1,7kg | 3,7lb



Certifications:




## Curvas ref. CV04



### LAMPSHADE TULIPA

Glass  
Vidrio

One color to choose  
Un color a elegir



### CANOPY FLORÓN

Steel gloss nickel-plated  
Acero níquel-satinado

230V: Ø12cm | 4,7in  
120V: Ø12cm | 4,7in

### CABLE

Transparent or black  
Transparente o negro  
Standard: 150cm | 59,1in  
Length/largo customizable  
120V: 200cm | 78,7in

### RECOMMENDED BULBS BOMBILLAS RECOMENDADAS

230V - 50Hz

E27 LED Vintage- Max. 1x8W

120V - 60Hz

E26 LED - Max. 1x8 W

### NET WEIGHT PESO NETO

2,1kg | 4,6lb



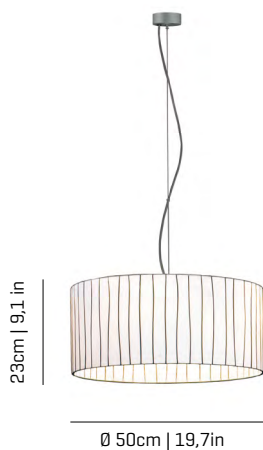
44x44x40 cm  
17,3x17,3x15,7 in  
4,4kg | 9,7lb



Certifications:




## Curvas ref. CV04G



### LAMPSHADE TULIPA

Glass  
Vidrio

One color to choose  
Un color a elegir



### CANOPY FLORÓN

Steel gloss nickel-plated  
Acero níquel-satinado

230V: Ø12cm | 4,7in  
120V: Ø12cm | 4,7in

### CABLE

Transparent or black  
Transparente o negro  
Standard: 150cm | 59,1in  
Length/largo customizable  
120V: 200cm | 78,7in

### RECOMMENDED BULBS BOMBILLAS RECOMENDADAS

230V - 50Hz

E27 LED Vintage- Max. 4x12 W

120V - 60Hz

E26 LED - Max. 4x12 W

### NET WEIGHT PESO NETO

5,6kg | 12,3lb



60x80x45 cm  
23,6x31,5x17,7 in  
12,4kg | 27,3lb



Certifications:

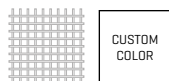




## Fluo ref. FLO4

**LAMPSHADE TULIPA**  
Galvanized painted steel  
Acero galvanizado pintado

One color: white  
Un color: blanco



B



**CANOPY FLORÓN**  
Steel gloss nickel-plated and Stainless steel  
Acero níquel-satinado y acero inoxidable

230V: Ø12cm | 4,7in  
120V: Ø12cm | 4,7in

**CABLE**  
Transparent or black  
Transparente o negro  
Standard: 150cm | 59,1in  
Lenght/largo customizable  
120V: 200cm | 78,7in

**RECOMMENDED BULBS**  
BOMBILLAS RECOMENDADAS

230V - 50Hz



120V - 60Hz



**NET WEIGHT**  
PESO NETO

3,3kg | 7,3lb



76x81x78 cm  
29,9x31,9x30,7 in  
9,8kg | 21,6lb



Certifications:



## Gea ref. GEO4

**LAMPSHADE TULIPA**  
Painted stainless steel  
Acero inoxidable pintado

One color to choose  
Un color a elegir



**CANOPY FLORÓN**  
Steel gloss nickel-plated  
Acero níquel-satinado

230V: Ø8cm | 3,1in  
120V: Ø12cm | 4,7in

**CABLE**  
Transparent or black  
Transparente o negro  
Standard: 150cm | 59,1in  
Lenght/largo customizable  
120V: 200cm | 78,7in

**RECOMMENDED BULBS**  
BOMBILLAS RECOMENDADAS

230V - 50Hz



120V - 60Hz



**NET WEIGHT**  
PESO NETO

1,1kg | 2,4lb



65x32x23 cm  
25,9x12,6x9,1 in  
2kg | 4,4lb



Certifications:



## LED Gea ref. GEO4-LD

**LAMPSHADE TULIPA**  
Painted stainless steel  
Acero inoxidable pintado

One color to choose  
Un color a elegir



Bottom diffuser  
Difusor inferior

**CANOPY FLORÓN**  
Steel gloss nickel-plated  
Acero níquel-satinado

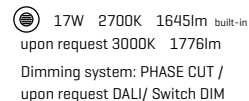
230V: Ø14,2cm | 5,6in  
120V: Ø14,2cm | 5,6in

**CABLE**  
Transparent or black  
Transparente o negro  
Standard: 150cm | 59,1in  
Lenght/largo customizable  
120V: 200cm | 78,7in

**LED / DIMMABLE**

**LIGHT SOURCE BUILT-IN**  
FUENTE DE LUZ INCLUIDA

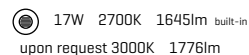
230V - 50Hz



This product contains  
a light source of energy  
efficiency class **D**  
Este producto contiene una  
fuente luminosa de la clase  
de eficiencia energética **D**



100-277V - 60Hz



Dimming system PHASE CONTROL & 0-10V  
(only 120Vac TRIAC Dimmers)

**NET WEIGHT**  
PESO NETO

1,9kg | 4,2lb



65x32x23 cm  
25,9x12,6x9,1 in  
2,5kg | 5,8lb



Certifications:





EXT

## Gea ref. GEO4-EXT

**LAMPSHADE TULIPA**  
Painted stainless steel  
Acero inoxidable pintado

One color to choose  
Un color a elegir



CUSTOM  
COLOR

**CANOPY FLORÓN**  
Steel and stainless steel  
coated with epoxy paint  
in black  
Acero y acero inoxidable  
pintado en negro

Ø12cm | 4,7in

**STANDARDS TESTED |  
NORMAS ENSAYADAS**  
EN 60598  
EN 60529

Degree IP | Grado IP  
IP64

**CABLE**  
Black waterproof  
neoprene cable  
H05RN-F  
Cable de neopreno  
negro resistente al agua  
HRO5RN-F

Standard: 150cm | 59,1in  
Lenght/largo customizable

**RECOMMENDED BULBS  
BOMBILLAS RECOMENDADAS**

220-240V ~ 50/60Hz

E27 LED Vintage - Max. 1x15 W  
BULB A60 G125 G95 ST64

Only LED BULB suitable for contact with  
water and use in humid conditions  
Solamente Bombillas LED aptas para  
el contacto con el agua y utilización en  
condiciones de humedad

not available in 120V

\* Please note that for environments with a high  
maintenance of the luminaire will be necessary. We recommend cleaning it with a  
soft brush and remove salt, dust, or dirt deposited by moisture or wind.  
\*Tenga en cuenta que para ambientes con alto grado de salinidad, será necesario  
realizar un correcto mantenimiento de la luminaria. Recomendamos limpiar con  
un cepillo suave y retirar la sal, el polvo o la suciedad depositada por la humedad  
o el viento.

**NET WEIGHT  
PESO NETO**

2,1kg | 4,6lb



65x32x23 cm  
25,9x12,6x9,1 in  
2,4kg | 5,5lb



Certifications:



salinity, proper  
maintenance of the luminaire will be necessary. We recommend cleaning it with a  
soft brush and remove salt, dust, or dirt deposited by moisture or wind.  
\*Tenga en cuenta que para ambientes con alto grado de salinidad, será necesario  
realizar un correcto mantenimiento de la luminaria. Recomendamos limpiar con  
un cepillo suave y retirar la sal, el polvo o la suciedad depositada por la humedad  
o el viento.



## Inn ref. INO4

**LAMPSHADE TULIPA**  
Painted stainless steel  
Acero inoxidable pintado

One color to choose  
Un color a elegir



CUSTOM  
COLOR

Steel painted in black  
Acero pintado en negro

**CANOPY FLORÓN**  
Steel painted in matt  
black  
Acero pintado en negro  
mate

230V: Ø8cm | 3,1in  
120V: Ø12cm | 4,7in

**CABLE**  
Black  
Negro  
Standard: 150cm | 59,1in  
Lenght/largo customizable  
120V: 200cm | 78,7in

**RECOMMENDED BULBS  
BOMBILLAS RECOMENDADAS**

230V - 50Hz

E27 LED Vintage- Max. 1x12 W

120V - 60Hz

E26 LED - Max. 1x12 W

**NET WEIGHT  
PESO NETO**

1,2kg | 2,6lb



44x44x40 cm  
17,3x17,3x15,7 in  
2,8kg | 6,2lb



Certifications:




LED

## Kite ref. KT04-LD

**LAMPSHADE TULIPA**  
Painted stainless steel  
Acero inoxidable pintado

One color to choose  
Un color a elegir



CUSTOM  
COLOR

Painted steel  
Acero pintado

**CANOPY FLORÓN**  
Stainless steel  
Acero inoxidable

230V: 13x11cm | 5,1x4,3in  
120V: 13x11cm | 5,1x4,3in

**CABLE**  
Transparent  
Transparente  
Standard: 150cm | 59,1in  
Lenght/largo customizable  
120V: 200cm | 78,7in

LED / DIMMABLE

**LIGHT SOURCE BUILT-IN  
FUENTE DE LUZ INCLUIDA**

230V - 50Hz

17W 2700K 2449lm built-in  
upon request 3000K 2527lm

Dimming system: PHASE CUT /  
upon request DALI/ Switch DIM

This product contains  
a light source of energy  
efficiency class **C**  
Este producto contiene una  
fuente luminosa de la clase  
de eficiencia energética **C**



100-277V - 60Hz

17W 2700K 2449lm built-in  
upon request 3000K 2527lm

Dimming system PHASE CONTROL & 0-10V  
(only 120Vac TRIAC Dimmers)

**NET WEIGHT  
PESO NETO**

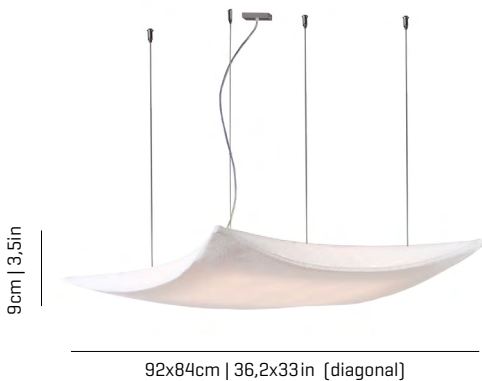
6kg | 13,2lb



71x71x16 cm  
28x28x6,3 in  
9kg | 19,8lb



Certifications:






23cm | 9in

43x43cm | 16,9x16,9in

## Lea ref. LA04

**LAMPSHADE TULIPA**  
Painted stainless steel  
Acero inoxidable pintado

One color to choose  
Un color a elegir



Stainless steel  
Acero inoxidable

**CANOPY FLORÓN**  
Steel gloss nickel-plated  
Acero niquel-satinado

230V: Ø8cm | 3,1in  
120V: Ø12cm | 4,7in

**CABLE**  
Transparent or black  
Transparente o negro  
Standard: 150cm | 59,1in  
Length/largo customizable  
120V: 200cm | 78,7in

**RECOMMENDED BULBS**  
BOMBILLAS RECOMENDADAS

230V - 50Hz

E27 LED Vintage- Max. 1x12 W

120V - 60Hz

E26 LED - Max. 1x12 W

**NET WEIGHT**  
PESO NETO

1kg | 2,2lb



36x36x31 cm  
14,2x14,2x12,2 in  
1,9kg | 4,2lb




Certifications:

LED

## Lea ref. LA04-LD

**LAMPSHADE TULIPA**  
Painted stainless steel  
Acero inoxidable pintado

One color to choose  
Un color a elegir



Stainless steel  
Acero inoxidable

**CANOPY FLORÓN**  
Steel gloss nickel-plated  
Acero niquel-satinado

230V: Ø14,2cm | 5,6in  
120V: Ø14,2cm | 5,6in

**CABLE**  
Transparent or black  
Transparente o negro  
Standard: 150cm | 59,1in  
Length/largo customizable  
120V: 200cm | 78,7in

**LIGHT SOURCE BUILT-IN**  
FUENTE DE LUZ INCLUIDA

230V - 50Hz

17W 2700K 1645lm built-in  
upon request 3000K 1776lm  
Dimming system: PHASE CUT /  
upon request DALI/ Switch DIM

This product contains  
a light source of energy  
efficiency class **D**  
Este producto contiene una  
fuente luminosa de la clase  
de eficiencia energética **D**



100-277V - 60Hz

17W 2700K 1645lm built-in  
upon request 3000K 1776lm

Dimming system PHASE CONTROL & 0-10V  
(only 120Vac TRIAC Dimmers)

**NET WEIGHT**  
PESO NETO


1,5kg | 3,3lb



36x36x31 cm  
14,2x14,2x12,2 in  
2,4kg | 5,3lb



Certifications:




23cm | 9in

43x43cm | 16,9x16,9in

## Luisa ref. LS04

**LAMPSHADE TULIPA**  
Painted stainless steel  
Acero inoxidable pintado

One color to choose  
Un color a elegir



CUSTOM  
COLOR

Stainless steel  
Acero inoxidable

**CANOPY FLORÓN**  
Steel gloss nickel-plated  
Acero niquel-satinado

230V: Ø8cm | 3,1in  
120V: Ø12cm | 4,7in

**CABLE**  
Transparent  
Transparente  
Standard: 150cm | 59,1in  
Length/largo customizable  
120V: 200cm | 78,7in

**RECOMMENDED BULBS**  
BOMBILLAS RECOMENDADAS

230V - 50Hz

E27 LED Vintage- Max. 1x12 W

120V - 60Hz

E26 LED - Max. 1x12 W

**NET WEIGHT**  
PESO NETO

1,6kg | 3,5lb



44x44x40 cm  
17,3x17,3x15,7 in  
3kg | 6,6lb



Certifications:



40cm | 16in

Ø 40cm | 16in





40cm | 16in

Ø 40cm | 16in

LED

## Luisa ref. LS04-LD

LED / DIMMABLE

**LAMPSHADE TULIPA**  
Painted stainless steel  
Acero inoxidable pintado

**CANOPY FLORÓN**  
Steel gloss nickel-plated  
Acero níquel-satinado

**LIGHT SOURCE BUILT-IN**  
FUENTE DE LUZ INCLUIDA  
230V - 50Hz

**NET WEIGHT**  
PESO NETO  
2,4kg | 5,3lb

One color to choose  
Un color a elegir

230V: Ø14,2cm | 5,6in  
120V: Ø14,2cm | 5,6in

● 17W 2700K 1645lm built-in  
upon request 3000K 1776lm  
Dimming system: PHASE CUT /  
upon request DALI/ Switch DIM



CUSTOM  
COLOR

**CABLE**  
Transparent  
Transparente  
Standard: 150cm | 59,1in  
Lenght/largo customizable  
120V: 200cm | 78,7in

This product contains  
a light source of energy  
efficiency class **D**  
Este producto contiene una  
fuente luminosa de la clase  
de eficiencia energética **D**



44x44x40 cm  
17,3x17,3x15,7 in  
3,5kg | 7,1lb

Stainless steel  
Acero inoxidable

Bottom diffuser  
Difusor inferior

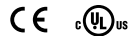
100-277V - 60Hz

● 17W 2700K 1645lm built-in  
upon request 3000K 1776lm

Dimming system PHASE CONTROL & 0-10V  
(only 120Vac TRIAC Dimmers)



Certifications:



## Luisa ref. LS04G



50cm | 20in

Ø 45cm | 18in

**LAMPSHADE TULIPA**  
Painted stainless steel  
Acero inoxidable pintado

**CANOPY FLORÓN**  
Steel gloss nickel-plated  
Acero níquel-satinado

**RECOMMENDED BULBS**  
BOMBILLAS RECOMENDADAS  
230V - 50Hz

**NET WEIGHT**  
PESO NETO  
2,7kg | 6lb

One color to choose  
Un color a elegir

230V: Ø8cm | 3,1in  
120V: Ø12cm | 4,7in

● E27 LED Vintage- Max. 1x12 W



CUSTOM  
COLOR

**CABLE**  
Transparent  
Transparente  
Standard: 150cm | 59,1in  
Lenght/largo customizable  
120V: 200cm | 78,7in

120V - 60Hz

● E26 LED - Max. 1x12 W



51x51x53 cm  
20x20x20,9 in  
4kg | 9lb

Stainless steel  
Acero inoxidable



Certifications:



LED

## Luisa ref. LS04G-LD

LED / DIMMABLE



50cm | 20in

Ø 45cm | 18in

**LAMPSHADE TULIPA**  
Painted stainless steel  
Acero inoxidable pintado

**CANOPY FLORÓN**  
Steel gloss nickel-plated  
Acero níquel-satinado

**LIGHT SOURCE BUILT-IN**  
FUENTE DE LUZ INCLUIDA  
230V - 50Hz

**NET WEIGHT**  
PESO NETO  
3,3kg | 7,3lb

One color to choose  
Un color a elegir

230V: Ø14,2cm | 5,6in  
120V: Ø14,2cm | 5,6in

● 17W 2700K 1645lm built-in  
upon request 3000K 1776lm  
Dimming system: PHASE CUT /  
upon request DALI/ Switch DIM



CUSTOM  
COLOR

**CABLE**  
Transparent  
Transparente  
Standard: 150cm | 59,1in  
Lenght/largo customizable  
120V: 200cm | 78,7in

This product contains  
a light source of energy  
efficiency class **D**  
Este producto contiene una  
fuente luminosa de la clase  
de eficiencia energética **D**



51x51x53 cm  
20x20x20,9 in  
4,6kg | 10,1lb

Stainless steel  
Acero inoxidable

Bottom diffuser  
Difusor inferior

100-277V - 60Hz

● 17W 2700K 1645lm built-in  
upon request 3000K 1776lm

Dimming system PHASE CONTROL & 0-10V  
(only 120Vac TRIAC Dimmers)



Certifications:





## Mytilus<sup>ref.</sup> MY04

LED / DIMMABLE

**LAMPSHADE TULIPA**  
Painted stainless steel  
Acero inoxidable pintado

**CANOPY FLORÓN**  
Steel painted in white  
Acero pintado en blanco

**LIGHT SOURCE BUILT-IN**  
FUENTE DE LUZ INCLUIDA

**NET WEIGHT**  
PESO NETO

One color: white  
Un color: blanco

230V: Ø14,2cm | 5,6in  
120V: Ø14,2cm | 5,6in

230V - 50Hz  
8W 2700K 960lm built-in  
upon request 3000K 1067lm

3kg | 6,6lb



BL

Dimming system: PHASE CUT /  
upon request DALI/ Switch DIM  
This product contains  
a light source of energy  
efficiency class **D**  
Este producto contiene una  
fuente luminosa de la clase  
de eficiencia energética **D**



60x60x22 cm  
23,6x23,6x8,7 in  
5,5kg | 12,1lb

**DIFFUSER DIFUSOR**  
Glass sphere  
Esfera de vidrio

**CABLE**  
Transparent  
Transparente

Standard: 150cm | 59,1in  
Length/largo customizable  
120V: 200cm | 78,7in

100-277V - 60Hz

8W 2700K 960lm built-in  
upon request 3000K 1067lm



Certifications:



\*approximate measurements  
\*medidas aproximadas

Dimming system PHASE CONTROL & 0-10V  
(only 120Vac TRIAC Dimmers)

22cm | 8.7in



## Mytilus<sup>ref.</sup> MY04G

LED / DIMMABLE

**LAMPSHADE TULIPA**  
Painted stainless steel  
Acero inoxidable pintado

**CANOPY FLORÓN**  
Steel painted in white  
Acero pintado en blanco

**LIGHT SOURCE BUILT-IN**  
FUENTE DE LUZ INCLUIDA

**NET WEIGHT**  
PESO NETO

One color: white  
Un color: blanco

230V: Ø14,2cm | 5,6in  
120V: Ø14,2cm | 5,6in

230V - 50Hz  
8W 2700K 960lm built-in  
upon request 3000K 1067lm

7,4kg | 16,5lb



BL

Dimming system: PHASE CUT /  
upon request DALI/ Switch DIM  
This product contains  
a light source of energy  
efficiency class **D**  
Este producto contiene una  
fuente luminosa de la clase  
de eficiencia energética **D**



82x97x30 cm  
32,3x38,2x11,8 in  
7,6kg | 16,7lb

**DIFFUSER DIFUSOR**  
Glass sphere  
Esfera de vidrio

**CABLE**  
Transparent  
Transparente

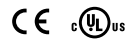
Standard: 150cm | 59,1in  
Length/largo customizable  
120V: 200cm | 78,7in

100-277V - 60Hz

8W 2700K 960lm built-in  
upon request 3000K 1067lm



Certifications:



\*approximate measurements  
\*medidas aproximadas

Dimming system PHASE CONTROL & 0-10V  
(only 120Vac TRIAC Dimmers)



## Nevo<sup>ref.</sup> NE04-1

**RECOMMENDED BULBS**  
BOMBILLAS RECOMENDADAS

**NET WEIGHT**  
PESO NETO

**LAMPSHADE TULIPA**  
Painted stainless steel  
Acero inoxidable pintado

**CANOPY FLORÓN**  
Steel gloss nickel-plated  
Acero niquel-satinado


230V - 50Hz

1,2kg | 2,6lb

One color to choose  
Un color a elegir

230V: Ø8cm | 3,1in  
120V: Ø12cm | 4,7in

E14 LED Vintage - Max. 2x7 W



BL

BE

G

T

120V - 60Hz

E12 LED - Max. 2x7 W



36x36x31 cm  
14,2x14,2x12,2 in  
2,3kg | 5lb

**DIFFUSER DIFUSOR**  
Steel gloss nickel-plated  
and Stainless steel  
Acero niquel-satinado  
y acero inoxidable

**CABLE**  
Transparent  
Transparente

Standard: 150cm | 59,1in  
Length/largo customizable  
120V: 200cm | 78,7in



Certifications:





## Nevo ref. NE04-1-LD

LED / DIMMABLE

**LAMPSHADE TULIPA**  
Painted stainless steel  
Acero inoxidable pintado

**CANOPY FLORÓN**  
Steel gloss nickel-plated  
Acero níquel-satinado

**LIGHT SOURCE BUILT-IN**  
FUENTE DE LUZ INCLUIDA

**NET WEIGHT**  
PESO NETO

One color to choose  
Un color a elegir

230V: Ø14,2cm | 5,6in  
120V: Ø14,2cm | 5,6in

230V - 50Hz

1,9kg | 4,2lb



CUSTOM  
COLOR

**CABLE**

Transparent  
Transparente

Standard: 150cm | 59,1in  
Lenght/largo customizable  
120V: 200cm | 78,7in

17W 2700K 1645lm built-in  
upon request 3000K 1776lm  
Dimming system: PHASE CUT /  
upon request DALI/ Switch DIM

This product contains  
a light source of energy  
efficiency class **D**  
Este producto contiene una  
fuente luminosa de la clase  
de eficiencia energética **D**



36x36x31 cm  
14,2x14,2x12,2 in  
2,6kg | 5,1lb



Certifications:



Stainless steel  
Acero inoxidable

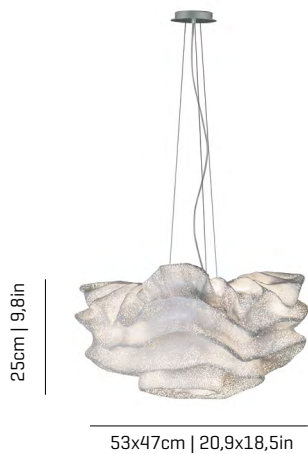
Inside diffuser  
Difusor interno

100-277V - 60Hz

17W 2700K 1645lm built-in  
upon request 3000K 1776lm

Dimming system PHASE CONTROL & 0-10V  
[only 120Vac TRIAC Dimmers]

## Nevo ref. NE04



**LAMPSHADE TULIPA**  
Painted stainless steel  
Acero inoxidable pintado

**CANOPY FLORÓN**  
Steel gloss nickel-plated  
and Stainless steel  
Acero níquel-satinado y  
acero inoxidable

**RECOMMENDED BULBS**  
BOMBILLAS RECOMENDADAS

**NET WEIGHT**  
PESO NETO

One color to choose  
Un color a elegir

230V: Ø15(±2)cm | 5,9(±0,7)in  
120V: Ø15(±2)cm | 5,9(±0,7)in

230V - 50Hz

3,1kg | 6,8lb



CUSTOM  
COLOR

**CABLE**

Transparent  
Transparente

Standard: 150cm | 59,1in  
Lenght/largo customizable  
120V: 200cm | 78,7in

E27 LED Vintage- Max. 3x8 W

120V - 60Hz

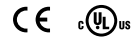
E26 LED - Max. 3x8 W



60x60x33 cm  
23,6x23,6x13 in  
5kg | 11lb

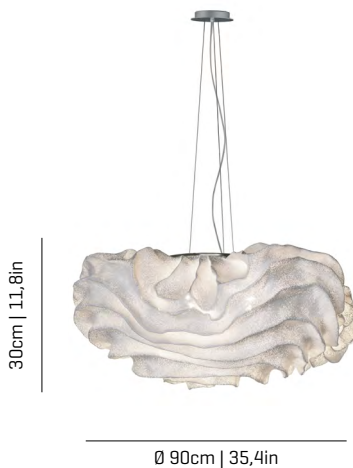


Certifications:



Steel gloss nickel-plated  
and Stainless steel  
Acero níquel-satinado  
y acero inoxidable

## Nevo ref. NE04G



**LAMPSHADE TULIPA**  
Painted stainless steel  
Acero inoxidable pintado

**CANOPY FLORÓN**  
Steel gloss nickel-plated  
and Stainless steel  
Acero níquel-satinado y  
acero inoxidable

**RECOMMENDED BULBS**  
BOMBILLAS RECOMENDADAS

**NET WEIGHT**  
PESO NETO

One color to choose  
Un color a elegir

230V: Ø15(±2)cm | 5,9(±0,7)in  
120V: Ø15(±2)cm | 5,9(±0,7)in

230V - 50Hz

5,6kg | 12,3lb



CUSTOM  
COLOR

**CABLE**

Transparent  
Transparente

Standard: 150cm | 59,1in  
Lenght/largo customizable  
120V: 200cm | 78,7in

E27 LED Vintage- Max. 4x12 W

120V - 60Hz

E26 LED - Max. 4x12 W



84x84x38 cm  
33x33x15 in  
9,4kg | 20,7lb



Certifications:



Steel gloss nickel-plated  
and Stainless steel  
Acero níquel-satinado  
y acero inoxidable

## Onn<sup>ref.</sup> ON04-Mini



15 cm | 5,9in

Ø16 cm | 6,3in

**LAMPSHADE TULIPA**  
Painted stainless steel  
Acero inoxidable pintado

One color to choose  
Un color a elegir



CUSTOM  
COLOR

Stainless steel  
Acero inoxidable

**CANOPY FLORÓN**  
Steel gloss nickel-plated  
Acero níquel-satinado

230V: Ø8cm | 3,1in  
120V: Ø12cm | 4,7in

**CABLE**  
Transparent or black  
Transparente o negro

Standard:  
150cm | 59,1in

Lenght/largo  
customizable:  
120V: 200cm | 78,7in

**RECOMMENDED BULBS**  
**BOMBILLAS RECOMENDADAS**  
230V - 50Hz

E14 LED Vintage - Max. 1x4 W

120V - 60Hz

E12 LED - Max. 1x4 W

**NET WEIGHT**  
**PESO NETO**  
0,4kg | 0,9lb



21x21x22 cm  
8,3x8,3x8,7 in  
1kg | 2,2lb



Certifications:

\*Minimum order 2 pieces / Pedido mínimo 2 unidades

LED

## Onn<sup>ref.</sup> ON04-Mini-LD



15 cm | 5,9in

Ø16 cm | 6,3in

**LAMPSHADE TULIPA**  
Painted stainless steel  
Acero inoxidable pintado

One color to choose  
Un color a elegir



CUSTOM  
COLOR

Stainless steel  
Acero inoxidable

Bottom diffuser  
Difusor inferior

**CANOPY FLORÓN**  
Steel gloss nickel-plated  
Acero níquel-satinado

230V: Ø12cm | 4,7in  
120V: Ø12cm | 4,7in

**CABLE**  
Transparent or black  
Transparente o negro

Standard:  
150cm | 59,1in

Lenght/largo  
customizable:  
120V: 200cm | 78,7in

**LIGHT SOURCE BUILT-IN**  
**FUENTE DE LUZ INCLUIDA**  
230V - 50Hz

8W 2700K 960lm built-in  
upon request 3000K 1067lm

Dimming system PHASE CUT

This product contains  
a light source of energy  
efficiency class **D**  
Este producto contiene una  
fuente luminosa de la clase  
de eficiencia energética **D**



**NET WEIGHT**  
**PESO NETO**  
1kg | 2,2lb



21x21x22 cm  
8,3x8,3x8,7 in  
1,6kg | 3,6lb



Certifications:

\*Minimum order 2 pieces / Pedido mínimo 2 unidades

## Onn<sup>ref.</sup> ON04-1



27cm | 10,6in

Ø27cm | 10,6in

**LAMPSHADE TULIPA**  
Painted stainless steel  
Acero inoxidable pintado

One color to choose  
Un color a elegir



CUSTOM  
COLOR

Stainless steel  
Acero inoxidable

**CANOPY FLORÓN**  
Steel gloss nickel-plated  
Acero níquel-satinado

230V: Ø8cm | 3,1in  
120V: Ø12cm | 4,7in

**CABLE**  
Transparent or black  
Transparente o negro

Standard: 150cm | 59,1in  
Lenght/largo customizable  
120V: 200cm | 78,7in

**RECOMMENDED BULBS**  
**BOMBILLAS RECOMENDADAS**  
230V - 50Hz

E27 LED Vintage- Max. 1x12 W

120V - 60Hz

E26 LED - Max. 1x12 W

**NET WEIGHT**  
**PESO NETO**  
0,8kg | 1,8lb



36x36x31 cm  
14,2x14,2x12,2 in  
1,2kg | 2,7lb



Certifications:



27cm | 10,6in

Ø 27cm | 10,6in



## Onn ref. ON04-1-LD

LED / DIMMABLE

**LAMPSHADE TULIPA**  
Painted stainless steel  
Acero inoxidable pintado

**CANOPY FLORÓN**  
Steel gloss nickel-plated  
Acero níquel-satinado

**LIGHT SOURCE BUILT-IN**  
FUENTE DE LUZ INCLUIDA

**NET WEIGHT**  
PESO NETO

One color to choose  
Un color a elegir

230V: Ø12cm | 4,7in  
120V: Ø12cm | 4,7in

230V - 50Hz

1kg | 2,2lb



CUSTOM  
COLOR

8W 2700K 960lm built-in  
upon request 3000K 1067lm  
Dimming system PHASE CUT  
upon request DALI / Switch DIM



36x36x31 cm  
14,2x14,2x12,2 in  
1,6kg | 3,6lb

This product contains  
a light source of energy  
efficiency class **D**  
Este producto contiene una  
fuente luminosa de la clase  
de eficiencia energética **D**



Stainless steel  
Acero inoxidable

Bottom diffuser  
Difusor inferior

100-277V - 60Hz

Certifications:



8W 2700K 960lm built-in  
upon request 3000K 1067lm

Dimming system PHASE CONTROL 0-10V  
[only 120Vac TRIAC Dimmers]



33cm | 13in

Ø35cm | 13.8in

## Onn ref. ON04

**LAMPSHADE TULIPA**  
Painted stainless steel  
Acero inoxidable pintado

**CANOPY FLORÓN**  
Steel gloss nickel-plated  
Acero níquel-satinado

**RECOMMENDED BULBS**  
BOMBILLAS RECOMENDADAS

**NET WEIGHT**  
PESO NETO

One color to choose  
Un color a elegir

230V: Ø8cm | 3,1in  
120V: Ø12cm | 4,7in

230V - 50Hz

1,4kg | 3,1lb



CUSTOM  
COLOR

E27 LED Vintage- Max. 1x12 W



44x44x40 cm  
17,3x17,3x15,7 in  
3kg | 6,6lb

120V - 60Hz

E26 LED - Max. 1x12 W



Stainless steel  
Acero inoxidable

Certifications:



## Onn ref. ON04-LD

LED / DIMMABLE

**LAMPSHADE TULIPA**  
Painted stainless steel  
Acero inoxidable pintado

**CANOPY FLORÓN**  
Steel gloss nickel-plated  
Acero níquel-satinado

**LIGHT SOURCE BUILT-IN**  
FUENTE DE LUZ INCLUIDA

**NET WEIGHT**  
PESO NETO

One color to choose  
Un color a elegir

230V: Ø14,2cm | 5,6in  
120V: Ø14,2cm | 5,6in

230V - 50Hz

2kg | 4,4lb



CUSTOM  
COLOR

17W 2700K 1645lm built-in  
upon request 3000K 1776lm  
Dimming system: PHASE CUT /  
upon request DALI / Switch DIM



44x44x40 cm  
17,3x17,3x15,7 in  
3,8kg | 8,4lb

This product contains  
a light source of energy  
efficiency class **D**  
Este producto contiene una  
fuente luminosa de la clase  
de eficiencia energética **D**

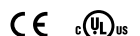


Stainless steel  
Acero inoxidable

Bottom diffuser  
Difusor inferior

100-277V - 60Hz

Certifications:



17W 2700K 1645lm built-in  
upon request 3000K 1776lm

Dimming system PHASE CONTROL 0-10V  
[only 120Vac TRIAC Dimmers]

47cm | 18,5in



Ø46cm | 18,1in

## Onn ref. ON04G

**LAMPSHADE TULIPA**  
Painted stainless steel  
Acero inoxidable pintado

One color to choose  
Un color a elegir



CUSTOM  
COLOR

Stainless steel  
Acero inoxidable

**CANOPY FLORÓN**  
Steel gloss nickel-plated  
Acero niquel-satinado

230V: Ø8cm | 3,1in  
120V: Ø12cm | 4,7in

**CABLE**  
Transparent or black  
Transparente o negro  
Standard: 150cm | 59,1in  
Lenght/largo customizable  
120V: 200cm | 78,7in

**RECOMMENDED BULBS**  
BOMBILLAS RECOMENDADAS  
230V - 50Hz

E27 LED Vintage- Max. 3x12 W

120V - 60Hz

E26 LED - Max. 3x12 W

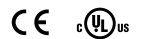
**NET WEIGHT**  
PESO NETO  
2,3kg | 5,1lb



51x51x53 cm  
20x20x20,9 in  
4,8kg | 10,6lb



Certifications:



LED

## Onn ref. ON04G-LD

**LAMPSHADE TULIPA**  
Painted stainless steel  
Acero inoxidable pintado

One color to choose  
Un color a elegir



CUSTOM  
COLOR

Stainless steel  
Acero inoxidable

Bottom diffuser  
Difusor inferior

**CANOPY FLORÓN**  
Steel gloss nickel-plated  
Acero niquel-satinado

230V: Ø14,2cm | 5,6in  
120V: Ø14,2cm | 5,6in

**CABLE**  
Transparent or black  
Transparente o negro  
Standard: 150cm | 59,1in  
Lenght/largo customizable  
120V: 200cm | 78,7in

LED / DIMMABLE

**LIGHT SOURCE BUILT-IN**  
FUENTE DE LUZ INCLUIDA  
230V - 50Hz

17W 2700K 1645lm built-in  
upon request 3000K 1776lm  
Dimming system: PHASE CUT /  
upon request DALI/ Switch DIM

This product contains  
a light source of energy  
efficiency class **D**  
Este producto contiene una  
fuente luminosa de la clase  
de eficiencia energética **D**



100-277V - 60Hz

17W 2700K 1645lm built-in  
upon request 3000K 1776lm

Dimming system PHASE CONTROL & 0-10V  
(only 120Vac TRIAC Dimmers)

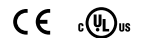
**NET WEIGHT**  
PESO NETO  
3,4kg | 7,5lb



51x51x53 cm  
20x20x20,9 in  
5,6kg | 12,3lb



Certifications:



47cm | 18,5in



Ø46cm | 18,1in

## Pili ref. PL04-Mini

**LAMPSHADE TULIPA**  
Painted stainless steel  
thread  
Hilo de acero inoxidable  
pintado

One color: white  
Un color: blanco



B

**CANOPY FLORÓN**  
Steel gloss nickel-plated  
Acero niquel-satinado

230V: Ø8cm | 3,1in  
120V: Ø12cm | 4,7in

**CABLE**  
Transparent  
Transparente

Standard:  
150cm | 59,1in

Lenght/largo  
customizable:  
120V: 200cm | 78,7in

**RECOMMENDED BULBS**  
BOMBILLAS RECOMENDADAS  
230V - 50Hz

E27 LED Vintage - Max. 1x12 W

120V - 60Hz

E26 LED - Max. 1x12 W

**NET WEIGHT**  
PESO NETO  
0,8kg | 1,8lb



36x36x30 cm  
14,2x14,2x11,8 in  
1,5kg | 3,3lb




Certifications:



30 cm | 11,8in



Ø30 cm | 11,8in



## Pili ref. PL04

**LAMPSHADE TULIPA**  
Painted stainless steel thread  
Hilo de acero inoxidable pintado  
One color: white  
Un color: blanco



**CANOPY FLORÓN**  
Steel gloss nickel-plated  
Acero níquel-satinado

230V: Ø8cm | 3,1in  
120V: Ø12cm | 4,7in

**CABLE**  
Transparent  
Transparente

Standard: 150cm | 59,1in  
Lenght/largo customizable  
120V: 200cm | 78,7in

**RECOMMENDED BULBS**  
BOMBILLAS RECOMENDADAS

230V - 50Hz

E27 LED Vintage- Max. 1x12 W

120V - 60Hz

E26 LED - Max. 1x12 W

**NET WEIGHT**  
PESO NETO

0,8kg | 1,8lb



44x44x40 cm  
17,3x17,3x15,7 in  
2,5kg | 5,5lb



Certifications:



## Pili ref. PL04G

**LAMPSHADE TULIPA**  
Painted stainless steel thread  
Hilo de acero inoxidable pintado  
One color: white  
Un color: blanco



**CANOPY FLORÓN**  
Steel gloss nickel-plated  
Acero níquel-satinado

230V: Ø8cm | 3,1in  
120V: Ø12cm | 4,7in

**CABLE**  
Transparent  
Transparente

Standard: 150cm | 59,1in  
Lenght/largo customizable  
120V: 200cm | 78,7in

**RECOMMENDED BULBS**  
BOMBILLAS RECOMENDADAS

230V - 50Hz

E27 LED Vintage- Max. 1x12 W

120V - 60Hz

E26 LED - Max. 1x12 W

**NET WEIGHT**  
PESO NETO

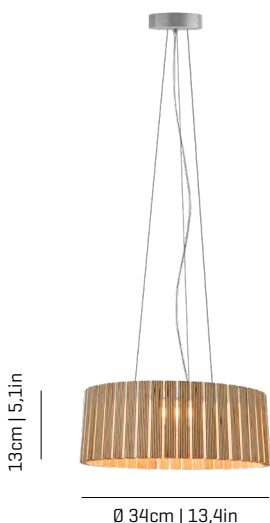
1,3kg | 2,9lb



51x51x53 cm  
20x20x20,9 in  
3,4kg | 7,5lb



Certifications:



LED

## Shio ref. SH04-1-LD

**LAMPSHADE TULIPA**  
Plywood  
Tablero marino  
Painted steel  
Acero pintado

One color to choose  
Un color a elegir



Top and bottom diffuser  
Difusor superior e inferior

**CANOPY FLORÓN**  
Steel gloss nickel-plated  
Acero níquel-satinado

230V: Ø14,2cm | 5,6in  
120V: Ø14,2cm | 5,6in

**CABLE**  
Transparent or black  
Transparente o negro

Standard: 150cm | 59,1in  
Lenght/largo customizable  
120V: 200cm | 78,7in

LED / DIMMABLE

**LIGHT SOURCE BUILT-IN**  
FUENTE DE LUZ INCLUIDA

230V - 50Hz

11W 2700K 1017lm built-in  
upon request 3000K 1085lm

Dimming system: PHASE CUT /  
upon request DALI / Switch DIM

This product contains  
a light source of energy  
efficiency class **E**  
Este producto contiene una  
fuente luminosa de la clase  
de eficiencia energética **E**



100-277V - 60Hz

11W 2700K 1017lm built-in  
upon request 3000K 1085lm

Dimming system PHASE CONTROL & 0-10V  
(only 120Vac TRIAC Dimmers)

**NET WEIGHT**  
PESO NETO

3,3kg | 7,3lb



44x44x19 cm  
17,3x17,3x7,4 in  
4,7kg | 10,5lb



Certifications:





## Shio ref. SH04-LD

LED / DIMMABLE

### LAMPSHADE TULIPA

Plywood  
Tablero marino

Painted steel  
Acero pintado

One color to choose  
Un color a elegir



Top and bottom diffuser  
Difusor superior e inferior

### CANOPY FLORÓN

Steel gloss nickel-plated  
Acero níquel-satinado

230V: Ø14,2cm | 5,6in  
120V: Ø14,2cm | 5,6in

### CABLE

Transparent or black  
Transparente o negro

Standard: 150cm | 59,1in  
Length/largo customizable  
120V: 200cm | 78,7in

### LIGHT SOURCE BUILT-IN FUENTE DE LUZ INCLUIDA

230V - 50Hz

15W 2700K 1880lm built-in  
upon request 3000K 2005lm

Dimming system: PHASE CUT /  
upon request DALI/ Switch DIM

This product contains  
a light source of energy  
efficiency class **E**  
Este producto contiene una  
fuente luminosa de la clase  
de eficiencia energética **E**



100-277V - 60Hz

15W 2700K 1880lm built-in  
upon request 3000K 2005lm

Dimming system PHASE CONTROL 6 0-10V  
[only 120Vac TRIAC Dimmers]

### NET WEIGHT PESO NETO

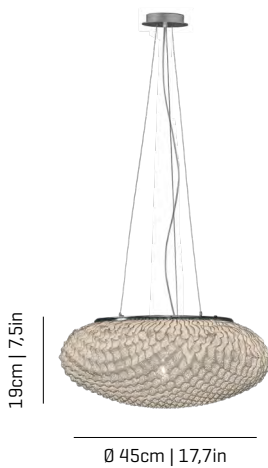
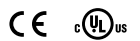
6kg | 13,2lb



60x60x22 cm  
23,6x23,6x8,7 in  
8,4kg | 18,5lb



Certifications:



## Tati ref. TA04-1

### LAMPSHADE TULIPA

Painted stainless steel  
Acero inoxidable pintado

One color to choose  
Un color a elegir



Steel gloss nickel-plated  
and Stainless steel  
Acero níquel-satinado  
y acero inoxidable

### CANOPY FLORÓN

Steel gloss nickel-plated  
and Stainless steel  
Acero níquel-satinado y  
acero inoxidable

230V: Ø15(12)cm | 5,9(4,7)in  
120V: Ø15(12)cm | 5,9(4,7)in

### CABLE

Transparent or black  
Transparente o negro

Standard: 150cm | 59,1in  
Length/largo customizable  
120V: 200cm | 78,7in

### RECOMMENDED BULBS BOMBILLAS RECOMENDADAS

230V - 50Hz

E27 LED Vintage- Max. 1x8 W

120V - 60Hz

E26 LED - Max. 1x8 W

### NET WEIGHT PESO NETO

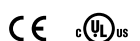
2kg | 4,4lb



56x46x37 cm  
22x18x14,6 in  
3kg | 6,6lb



Certifications:




## Tati ref. TA04-1-LD

LED / DIMMABLE

### LAMPSHADE TULIPA

Painted stainless steel  
Acero inoxidable pintado

One color to choose  
Un color a elegir



Steel gloss nickel-plated  
and Stainless steel  
Acero níquel-satinado y  
acero inoxidable

### CANOPY FLORÓN

Steel gloss nickel-plated  
Acero níquel-satinado

230V: Ø14,2cm | 5,6in  
120V: Ø14,2cm | 5,6in

### CABLE

Transparent or black  
Transparente o negro

Standard: 150cm | 59,1in  
Length/largo customizable  
120V: 200cm | 78,7in

### LIGHT SOURCE BUILT-IN FUENTE DE LUZ INCLUIDA

230V - 50Hz

17W 2700K 1645lm built-in  
upon request 3000K 1776lm

Dimming system: PHASE CUT /  
upon request DALI/ Switch DIM

This product contains  
a light source of energy  
efficiency class **D**  
Este producto contiene una  
fuente luminosa de la clase  
de eficiencia energética **D**



100-277V - 60Hz

17W 2700K 1645lm built-in  
upon request 3000K 1776lm

Dimming system PHASE CONTROL 6 0-10V  
[only 120Vac TRIAC Dimmers]

### NET WEIGHT PESO NETO

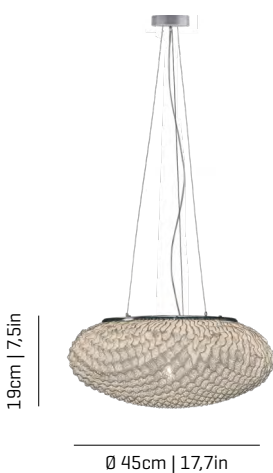
2,2kg | 4,8lb



56x46x37 cm  
22x18x14,6 in  
3,5kg | 7,1lb

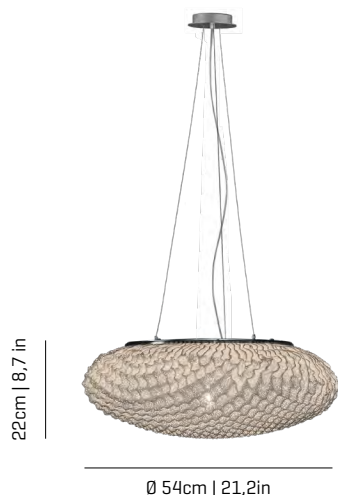


Certifications:






## Tati ref. TA04



**LAMPSHADE TULIPA**  
Painted stainless steel  
Acero inoxidable pintado

One color to choose  
Un color a elegir



CUSTOM  
COLOR

Steel gloss nickel-plated  
and Stainless steel  
Acero niquel-satinado y  
acero inoxidable

**CANOPY FLORÓN**  
Steel gloss nickel-plated  
and Stainless steel  
Acero niquel-satinado y  
acero inoxidable

230V: Ø15(12)cm | 5,9(4,7)in  
120V: Ø15(12)cm | 5,9(4,7)in

**CABLE**  
Transparent or black  
Transparente o negro  
Standard: 150cm | 59,1in  
Lenght/largo customizable  
120V: 200cm | 78,7in

**RECOMMENDED BULBS**  
BOMBILLAS RECOMENDADAS

230V - 50Hz  
E27 LED Vintage- Max. 3x12 W

120V - 60Hz  
E26 LED - Max. 3x12 W

**NET WEIGHT**  
PESO NETO


3,1kg | 6,8lb



60x60x33 cm  
23,6x23,6x13 in  
4kg | 8,8lb



Certifications:




## Tati ref. TA04G



**LAMPSHADE TULIPA**  
Painted stainless steel  
Acero inoxidable pintado

One color to choose  
Un color a elegir



CUSTOM  
COLOR

Steel gloss nickel-plated  
and Stainless steel  
Acero niquel-satinado  
y acero inoxidable

**CANOPY FLORÓN**  
Steel gloss nickel-plated  
and Stainless steel  
Acero niquel-satinado y  
acero inoxidable

230V: Ø15(12)cm | 5,9(4,7)in  
120V: Ø15(12)cm | 5,9(4,7)in

**CABLE**  
Transparent or black  
Transparente o negro  
Standard: 150cm | 59,1in  
Lenght/largo customizable  
120V: 200cm | 78,7in

**RECOMMENDED BULBS**  
BOMBILLAS RECOMENDADAS

230V - 50Hz  
E27 LED Vintage- Max. 4x12 W

120V - 60Hz  
E26 LED - Max. 4x12 W

**NET WEIGHT**  
PESO NETO

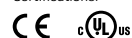
4,3kg | 9,5lb



84x84x38 cm  
33,1x33,1x15 in  
10,2kg | 22,5lb



Certifications:




## Tempo Andante ref. TEAN04



**LAMPSHADE TULIPA**  
Painted stainless steel  
Acero inoxidable pintado

One color to choose  
Un color a elegir



CUSTOM  
COLOR

**CANOPY FLORÓN**  
Steel gloss nickel-plated  
Acero niquel-satinado

230V: Ø8cm | 3,1in  
120V: Ø12cm | 4,7in

**CABLE**  
Transparent or black  
Transparente o negro  
Standard: 150cm | 59,1in  
Lenght/largo customizable  
120V: 200cm | 78,7in

**RECOMMENDED BULBS**  
BOMBILLAS RECOMENDADAS

230V - 50Hz  
E27 LED Vintage- Max. 1x12 W

120V - 60Hz  
E26 LED - Max. 1x12 W

**NET WEIGHT**  
PESO NETO

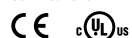
1,6kg | 3,5lb



65x32x23 cm  
25,6x12,6x9,1 in  
1,8kg | 4lb



Certifications:



LED

## Tempo Andante ref. TEANO4-LD LED / DIMMABLE



**LAMPSHADE TULIPA**  
Painted stainless steel  
Acero inoxidable pintado

One color to choose  
Un color a elegir



CUSTOM  
COLOR

Bottom diffuser  
Difusor inferior

**CANOPY FLORÓN**  
Steel gloss nickel-plated  
Acero níquel-satinado

230V: Ø14,2cm | 5,6in  
120V: Ø14,2cm | 5,6in

**CABLE**  
Transparent or black  
Transparente o negro  
Standard: 150cm | 59,1in  
Lenght/largo customizable  
120V: 200cm | 78,7in

**LIGHT SOURCE BUILT-IN**  
FUENTE DE LUZ INCLUIDA  
230V - 50Hz

17W 2700K 1645lm built-in  
upon request 3000K 1776lm  
Dimming system: PHASE CUT /  
upon request DALI/ Switch DIM

This product contains  
a light source of energy  
efficiency class **D**  
Este producto contiene una  
fuente luminosa de la clase  
de eficiencia energética **D**

100-277V - 60Hz

17W 2700K 1645lm built-in  
upon request 3000K 1776lm

Dimming system PHASE CONTROL & 0-10V  
(only 120Vac TRIAC Dimmers)

**NET WEIGHT**  
PESO NETO  
2,1kg | 4,6lb

65x32x23 cm  
25,6x12,6x9,1 in  
2,4kg | 5,5lb



Certifications:  
CE cULus

EXT

## Tempo Andante ref. TEANO4-EXT



**LAMPSHADE TULIPA**  
Painted stainless steel  
Acero inoxidable pintado

One color to choose  
Un color a elegir



CUSTOM  
COLOR

**CANOPY FLORÓN**  
Steel and stainless steel  
coated with epoxy paint  
in black  
Acero y acero inoxidable  
pintado en negro

Ø12cm | 4,7in

**STANDARDS TESTED |**  
NORMAS ENSAYADAS  
EN 60598  
EN 60529

Degree IP | Grado IP  
**IP64**

**CABLE**  
Black waterproof  
neoprene cable  
H05RN-F  
Cable de neopreno  
negro resistente al agua  
HR05RN-F

Standard: 150cm | 59,1in  
Lenght/largo customizable

**RECOMMENDED BULBS**  
BOMBILLAS RECOMENDADAS

220-240V ~ 50/60Hz

E27 LED Vintage - Max. 1x15 W  
BULB A60 G125 G95 ST64

Only LED BULB suitable for contact with  
water and use in humid conditions  
Solamente Bombillas LED aptas para  
el contacto con el agua y utilización en  
condiciones de humedad

not available in 120V

\* Please note that for environments with a high salinity, proper maintenance of  
the luminaire will be necessary. We recommend cleaning it with a soft brush and  
remove salt, dust, or dirt deposited by moisture or wind.  
\*Tenga en cuenta que para ambientes con alto grado de salinidad, será necesario  
realizar un correcto mantenimiento de la luminaria. Recomendamos limpiar con  
un cepillo suave y retirar la sal, el polvo o la suciedad depositada por la humedad  
o el viento.

**NET WEIGHT**  
PESO NETO  
1,6kg | 3,5lb

65x32x23 cm  
25,6x12,6x9,1 in  
1,8kg | 4lb



Certifications:  
CE

## Tempo Vivace ref. TEVI04



**LAMPSHADE TULIPA**  
Painted stainless steel  
Acero inoxidable pintado

One color to choose  
Un color a elegir



CUSTOM  
COLOR

**CANOPY FLORÓN**  
Steel gloss nickel-plated  
Acero níquel-satinado

230V: Ø8cm | 3,1in  
120V: Ø12cm | 4,7in

**CABLE**  
Transparent or black  
Transparente o negro  
Standard: 150cm | 59,1in  
Lenght/largo customizable  
120V: 200cm | 78,7in

**RECOMMENDED BULBS**  
BOMBILLAS RECOMENDADAS

230V - 50Hz

E27 LED Vintage- Max. 1x12 W

120V - 60Hz

E26 LED - Max. 1x12 W

**NET WEIGHT**  
PESO NETO  
1,6kg | 3,5lb

44x44x40 cm  
17,3x17,3x15,7 in  
2,2kg | 4,8lb



Certifications:  
CE cULus



## Tempo Vivace ref. TEVI04-LD LED / DIMMABLE

**LAMPSHADE TULIPA**  
Painted stainless steel  
Acero inoxidable pintado

One color to choose  
Un color a elegir



CUSTOM  
COLOR

Bottom diffuser  
Difusor inferior

**CANOPY FLORÓN**  
Steel gloss nickel-plated  
Acero níquel-satinado

230V: Ø14,2cm | 5,6in  
120V: Ø14,2cm | 5,6in

**CABLE**  
Transparent or black  
Transparente o negro  
Standard: 150cm | 59,1in  
Lenght/largo customizable  
120V: 200cm | 78,7in

**LIGHT SOURCE BUILT-IN**  
FUENTE DE LUZ INCLUIDA  
230V - 50Hz

17W 2700K 1645lm built-in  
upon request 3000K 1776lm  
Dimming system: PHASE CUT /  
upon request DALI/ Switch DIM

This product contains  
a light source of energy  
efficiency class **D**  
Este producto contiene una  
fuente luminosa de la clase  
de eficiencia energética **D**



100-277V - 60Hz

17W 2700K 1645lm built-in  
upon request 3000K 1776lm

Dimming system PHASE CONTROL & 0-10V  
(only 120Vac TRIAC Dimmers)

**NET WEIGHT**  
PESO NETO

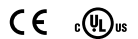
2,2kg | 4,6lb



44x44x40 cm  
17,3x17,3x15,7 in  
3kg | 6,6lb



Certifications:



## Tempo Vivace ref. TEVI04-EXT

**LAMPSHADE TULIPA**  
Painted stainless steel  
Acero inoxidable pintado

One color to choose  
Un color a elegir



CUSTOM  
COLOR

**CANOPY FLORÓN**  
Steel and stainless steel  
coated with epoxy paint  
in black  
Acero y acero inoxidable  
pintado en negro  
Ø12cm | 4,7in

**STANDARDS TESTED |**  
NORMAS ENSAYADAS  
EN 60598  
EN 60529

Degree IP | Grado IP  
**IP64**

**CABLE**  
Black waterproof  
neoprene cable  
H05RN-F  
Cable de neopreno  
negro resistente al agua  
HR05RN-F  
Standard: 150cm | 59,1in  
Lenght/largo customizable

**RECOMMENDED BULBS**  
BOMBILLAS RECOMENDADAS

220-240V - 50/60Hz

E27 LED Vintage - Max. 1x15 W  
BULB A60 G125 G95 S164

Only LED BULB suitable for contact with  
water and use in humid conditions  
Solamente Bombillas LED aptas para  
el contacto con el agua y utilización en  
condiciones de humedad

not available in 120V

\* Please note that for environments with a high salinity, proper maintenance of  
the luminaire will be necessary. We recommend cleaning it with a soft brush and  
remove salt, dust, or dirt deposited by moisture or wind.  
\*Tenga en cuenta que para ambientes con alto grado de salinidad, será necesario  
realizar un correcto mantenimiento de la luminaria. Recomendamos limpiar con  
un cepillo suave y retirar la sal, el polvo o la suciedad depositada por la humedad  
o el viento.

**NET WEIGHT**  
PESO NETO

2,2kg | 4,6lb



44x44x40 cm  
17,3x17,3x15,7 in  
3kg | 6,6lb



Certifications:



**LAMPSHADE TULIPA**  
Painted stainless steel  
Acero inoxidable pintado

One color to choose  
Un color a elegir



CUSTOM  
COLOR

Stainless steel  
Acero inoxidable

**CANOPY FLORÓN**  
Steel gloss nickel-plated  
Acero níquel-satinado

230V: Ø8cm | 3,1in  
120V: Ø12cm | 4,7in

**CABLE**  
Transparent or black  
Transparente o negro  
Standard: 150cm | 59,1in  
Lenght/largo customizable  
120V: 200cm | 78,7in

**RECOMMENDED BULBS**  
BOMBILLAS RECOMENDADAS

230V - 50Hz

E27 LED Vintage- Max. 1x12 W

120V - 60Hz

E26 LED - Max. 1x12 W

**NET WEIGHT**  
PESO NETO

1,8kg | 4lb



60x60x33 cm  
23,6x23,6x13 in  
4,2kg | 9,2lb



Certifications:





LED

## Ura 1 ref. UR104-LD

LED / DIMMABLE

**LAMPSHADE TULIPA**  
Painted stainless steel  
Acero inoxidable pintado

**CANOPY FLORÓN**  
Steel gloss nickel-plated  
Acero níquel-satinado

**LIGHT SOURCE BUILT-IN**  
FUENTE DE LUZ INCLUIDA

**NET WEIGHT**  
PESO NETO

One color to choose  
Un color a elegir

230V: Ø14,2cm | 5,6in  
120V: Ø14,2cm | 5,6in

230V - 50Hz

2,3kg | 5,1lb



CUSTOM  
COLOR

Stainless steel  
Acero inoxidable

**CABLE**  
Transparent or black  
Transparente o negro  
Standard: 150cm | 59,1in  
Lenght/largo customizable  
120V: 200cm | 78,7in

● 17W 2700K 1645lm built-in  
upon request 3000K 1776lm  
Dimming system: PHASE CUT /  
upon request DALI/ Switch DIM

This product contains  
a light source of energy  
efficiency class **D**  
Este producto contiene una  
fuente luminosa de la clase  
de eficiencia energética **D**



60x60x33 cm  
23,6x23,6x13 in  
4,7kg | 10,4lb



Bottom diffuser  
Difusor inferior

100-277V - 60Hz

● 17W 2700K 1645lm built-in  
upon request 3000K 1776lm

Dimming system PHASE CONTROL & 0-10V  
[only 120Vac TRIAC Dimmers]

Certifications:



43cm | 16,9in



Ø20cm | 7,9in

## Ura 2 ref. UR204

**LAMPSHADE TULIPA**  
Painted stainless steel  
Acero inoxidable pintado

**CANOPY FLORÓN**  
Steel gloss nickel-plated  
Acero níquel-satinado

**RECOMMENDED BULBS**  
BOMBILLAS RECOMENDADAS

**NET WEIGHT**  
PESO NETO

One color to choose  
Un color a elegir

230V: Ø8cm | 3,1in  
120V: Ø12cm | 4,7in

230V - 50Hz

1,1kg | 2,4lb



CUSTOM  
COLOR

Stainless steel  
Acero inoxidable

**CABLE**  
Transparent or black  
Transparente o negro  
Standard: 150cm | 59,1in  
Lenght/largo customizable  
120V: 200cm | 78,7in

● E27 LED Vintage- Max. 1x12 W

120V - 60Hz

● E26 LED - Max. 1x12 W

46x24x26 cm  
18,1x9,4x10,2 in  
1,6kg | 3,5lb



Certifications:



43cm | 16,9in



Ø20cm | 7,9in

LED

## Ura 2 ref. UR204-LD

LED / DIMMABLE

**LAMPSHADE TULIPA**  
Painted stainless steel  
Acero inoxidable pintado

**CANOPY FLORÓN**  
Steel gloss nickel-plated  
Acero níquel-satinado

**LIGHT SOURCE BUILT-IN**  
FUENTE DE LUZ INCLUIDA

**NET WEIGHT**  
PESO NETO

One color to choose  
Un color a elegir

230V: Ø14,2cm | 5,6in  
120V: Ø14,2cm | 5,6in

230V - 50Hz

1,7kg | 3,7lb



CUSTOM  
COLOR

Stainless steel  
Acero inoxidable

**CABLE**  
Transparent or black  
Transparente o negro  
Standard: 150cm | 59,1in  
Lenght/largo customizable  
120V: 200cm | 78,7in

● 17W 2700K 1645lm built-in  
upon request 3000K 1776lm  
Dimming system: PHASE CUT /  
upon request DALI/ Switch DIM

This product contains  
a light source of energy  
efficiency class **D**  
Este producto contiene una  
fuente luminosa de la clase  
de eficiencia energética **D**



46x24x26 cm  
18,1x9,4x10,2 in  
2,1kg | 4,6lb



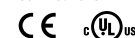
Bottom diffuser  
Difusor inferior

100-277V - 60Hz

● 17W 2700K 1645lm built-in  
upon request 3000K 1776lm

Dimming system PHASE CONTROL & 0-10V  
[only 120Vac TRIAC Dimmers]

Certifications:



## Ura 3 ref. UR304

26cm | 10,2in



Ø33cm | 13in

**LAMPSHADE TULIPA**  
Painted stainless steel  
Acero inoxidable pintado

One color to choose  
Un color a elegir



CUSTOM  
COLOR

Stainless steel  
Acero inoxidable

**CANOPY FLORÓN**  
Steel gloss nickel-plated  
Acero níquel-satinado

230V: Ø8cm | 3,1in  
120V: Ø12cm | 4,7in

**CABLE**  
Transparent or black  
Transparente o negro  
Standard: 150cm | 59,1in  
Lenght/largo customizable  
120V: 200cm | 78,7in

**RECOMMENDED BULBS**  
BOMBILLAS RECOMENDADAS

230V - 50Hz

E27 LED Vintage- Max. 1x12 W

120V - 60Hz

E26 LED - Max. 1x12 W

**NET WEIGHT**  
PESO NETO

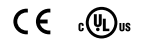
1,3kg | 2,9lb



36x36x31 cm  
14,2x14,2x12,2 in  
1,6kg | 3,5lb



Certifications:



LED

## Ura 3 ref. UR304-LD

26cm | 10,2in



Ø33cm | 13in

**LAMPSHADE TULIPA**  
Painted stainless steel  
Acero inoxidable pintado

One color to choose  
Un color a elegir



CUSTOM  
COLOR

Stainless steel  
Acero inoxidable

Bottom diffuser  
Difusor inferior

**CANOPY FLORÓN**  
Steel gloss nickel-plated  
Acero níquel-satinado

230V: Ø14,2cm | 5,6in  
120V: Ø14,2cm | 5,6in

**CABLE**  
Transparent or black  
Transparente o negro  
Standard: 150cm | 59,1in  
Lenght/largo customizable  
120V: 200cm | 78,7in

**LIGHT SOURCE BUILT-IN**  
FUENTE DE LUZ INCLUIDA

230V - 50Hz

17W 2700K 1645lm built-in  
upon request 3000K 1776lm

Dimming system: PHASE CUT /  
upon request DALI/ Switch DIM

This product contains  
a light source of energy  
efficiency class **D**  
Este producto contiene una  
fuente luminosa de la clase  
de eficiencia energética **D**



100-277V - 60Hz

17W 2700K 1645lm built-in  
upon request 3000K 1776lm

Dimming system PHASE CONTROL & 0-10V  
(only 120Vac TRIAC Dimmers)

**NET WEIGHT**  
PESO NETO

1,8kg | 4lb



36x36x31 cm  
14,2x14,2x12,2 in  
2kg | 4,4lb



Certifications:



## Virginia ref. VG04A

40cm | 15,7in



Ø38cm | 15in

**LAMPSHADE TULIPA**  
Painted stainless steel  
Acero inoxidable pintado

One color to choose  
Un color a elegir



CUSTOM  
COLOR

Stainless steel  
Acero inoxidable

**CANOPY FLORÓN**  
Steel gloss nickel-plated  
Acero níquel-satinado

230V: Ø8cm | 3,1in  
120V: Ø12cm | 4,7in

**CABLE**  
Transparent or black  
Transparente o negro  
Standard: 150cm | 59,1in  
Lenght/largo customizable  
120V: 200cm | 78,7in

**RECOMMENDED BULBS**  
BOMBILLAS RECOMENDADAS

230V - 50Hz

E27 LED Vintage- Max. 1x12 W

120V - 60Hz

E26 LED - Max. 1x12 W

**NET WEIGHT**  
PESO NETO

3,5kg | 7,7lb



51x51x53 cm  
20,7x20,7x20,9 in  
4,2kg | 9,3lb



Certifications:





LED

## Virginia ref. VGO4A-LD

LED / DIMMABLE

**LAMPSHADE TULIPA**  
Painted stainless steel  
Acero inoxidable pintado

One color to choose  
Un color a elegir



CUSTOM COLOR

Stainless steel  
Acero inoxidable

**CANOPY FLORÓN**  
Steel gloss nickel-plated  
Acero níquel-satinado

230V: Ø14,2cm | 5,6in  
120V: Ø14,2cm | 5,6in

**CABLE**  
Transparent or black  
Transparente o negro

Standard: 150cm | 59,1in  
Lenght/largo customizable  
120V: 200cm | 78,7in

**LIGHT SOURCE BUILT-IN**  
FUENTE DE LUZ INCLUIDA

230V - 50Hz

17W 2700K 1645lm built-in  
upon request 3000K 1776lm  
Dimming system: PHASE CUT /  
upon request DALI/ Switch DIM

This product contains  
a light source of energy  
efficiency class **D**  
Este producto contiene una  
fuente luminosa de la clase  
de eficiencia energética **D**



100-277V - 60Hz

17W 2700K 1645lm built-in  
upon request 3000K 1776lm

Dimming system PHASE CONTROL & 0-10V  
[only 120Vac TRIAC Dimmers]

**NET WEIGHT**  
PESO NETO

3,8kg | 8,4lb



51x51x53 cm  
20,7x20,7x20,9 in  
4,5kg | 9,9lb



Certifications:



EXT

## Virginia ref. VGO4A-EXT

**LAMPSHADE TULIPA**  
Painted stainless steel  
Acero inoxidable pintado

One color to choose  
Un color a elegir



CUSTOM COLOR

**CANOPY FLORÓN**  
Steel and stainless steel  
coated with epoxy paint  
in black  
Acero y acero inoxidable  
pintado en negro

Ø12cm | 4,7in

**STANDARDS TESTED |**  
NORMAS ENSAYADAS  
EN 60598  
EN 60529

Degree IP | Grado IP  
**IP64**

**CABLE**  
Black waterproof  
neoprene cable  
H05RN-F  
Cable de neopreno  
negro resistente al agua  
H05RN-F

Standard: 150cm | 59,1in  
Lenght/largo customizable

**RECOMMENDED BULBS**  
BOMBILLAS RECOMENDADAS

220-240V ~ 50/60Hz

E27 LED Vintage - Max. 1x15 W  
BULB A60 G125 G95 ST64

Only LED BULB suitable for contact with  
water and use in humid conditions  
Solamente Bombillas LED aptas para  
el contacto con el agua y utilización en  
condiciones de humedad

not available in 120V

\* Please note that for environments with a high salinity, proper maintenance of  
the luminaire will be necessary. We recommend cleaning it with a soft brush and  
remove salt, dust, or dirt deposited by moisture or wind.  
\*Tenga en cuenta que para ambientes con alto grado de salinidad, será necesario  
realizar un correcto mantenimiento de la luminaria. Recomendamos limpiar con  
un cepillo suave y retirar la sal, el polvo o la suciedad depositada por la humedad  
o el viento.

**NET WEIGHT**  
PESO NETO

3,5kg | 7,7lb



51x51x53 cm  
20,7x20,7x20,9 in  
4,2kg | 9,3lb



Certifications:



## Virginia ref. VGO4B

**LAMPSHADE TULIPA**  
Painted stainless steel  
Acero inoxidable pintado

One color to choose  
Un color a elegir



CUSTOM COLOR

Stainless steel  
Acero inoxidable

**CANOPY FLORÓN**  
Steel gloss nickel-plated  
Acero níquel-satinado

230V: Ø8cm | 3,1in  
120V: Ø12cm | 4,7in

**CABLE**  
Transparent or black  
Transparente o negro

Standard: 150cm | 59,1in  
Lenght/largo customizable  
120V: 200cm | 78,7in

**RECOMMENDED BULBS**  
BOMBILLAS RECOMENDADAS

230V - 50Hz

E27 LED Vintage - Max. 1x12 W

120V - 60Hz

E26 LED - Max. 1x12 W

**NET WEIGHT**  
PESO NETO

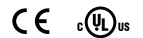
3kg | 6,6lb



44x44x40 cm  
17,3x17,3x15,7 in  
3,7kg | 8,2lb



Certifications:





LED

## Virginia ref. VG04B-LD

LED / DIMMABLE

**LAMPSHADE TULIPA**  
Painted stainless steel  
Acero inoxidable pintado

**CANOPY FLORÓN**  
Steel gloss nickel-plated  
Acero níquel-satinado

**LIGHT SOURCE BUILT-IN**  
FUENTE DE LUZ INCLUIDA  
230V - 50Hz

**NET WEIGHT**  
PESO NETO  
3,3kg | 7,3lb

One color to choose  
Un color a elegir



CUSTOM  
COLOR

Stainless steel  
Acero inoxidable

Bottom diffuser  
Difusor inferior

230V: Ø14,2cm | 5,6in  
120V: Ø14,2cm | 5,6in

**CABLE**  
Transparent or black  
Transparente o negro  
Standard: 150cm | 59,1in  
Lenght/largo customizable  
120V: 200cm | 78,7in

17W 2700K 1645lm built-in  
upon request 3000K 1776lm  
Dimming system: PHASE CUT /  
upon request DALI/ Switch DIM

This product contains  
a light source of energy  
efficiency class **D**  
Este producto contiene una  
fuente luminosa de la clase  
de eficiencia energética **D**



44x44x40 cm  
17,3x17,3x15,7 in  
4kg | 8,8lb



Certifications:  
CE cUL US

100-277V - 60Hz

17W 2700K 1645lm built-in  
upon request 3000K 1776lm

Dimming system PHASE CONTROL & 0-10V  
[only 120Vac TRIAC Dimmers]

EXT

## Virginia ref. VG04B-EXT



**LAMPSHADE TULIPA**  
Painted stainless steel  
Acero inoxidable pintado

**STANDARDS TESTED |**  
NORMAS ENSAYADAS  
EN 60598  
EN 60529

**RECOMMENDED BULBS**  
BOMBILLAS RECOMENDADAS  
220-240V ~ 50/60Hz

**NET WEIGHT**  
PESO NETO  
3kg | 6,6lb

One color to choose  
Un color a elegir



CUSTOM  
COLOR

**CANOPY FLORÓN**  
Steel and stainless steel  
coated with epoxy paint  
in black  
Acero y acero inoxidable  
pintado en negro

Degree IP | Grado IP  
**IP64**

**CABLE**  
Black waterproof  
neoprene cable  
H05RN-F  
Cable de neopreno  
negro resistente al agua  
H05RN-F

Standard: 150cm | 59,1in  
Lenght/largo customizable

E27 LED Vintage - Max. 1x15 W  
BULB A60 G125 G95 ST64

Only LED BULB suitable for contact with  
water and use in humid conditions  
Solamente Bombillas LED aptas para  
el contacto con el agua y utilización en  
condiciones de humedad

not available in 120V

44x44x40 cm  
17,3x17,3x15,7 in  
3,7kg | 8,2lb



Certifications:  
CE  
\* Please note that for environments with a high salinity, proper maintenance of  
the luminaire will be necessary. We recommend cleaning it with a soft brush and  
remove salt, dust, or dirt deposited by moisture or wind.  
\*Tenga en cuenta que para ambientes con alto grado de salinidad, será necesario  
realizar un correcto mantenimiento de la luminaria. Recomendamos limpiar con  
un cepillo suave y retirar la sal, el polvo o la suciedad depositada por la humedad  
o el viento.

## V ref. VV04



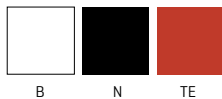
**LAMPSHADE TULIPA**  
Polycarbonate  
Policarbonato

**CANOPY FLORÓN**  
Steel gloss nickel-plated  
and Stainless steel  
Acero níquel-satinado y  
acero inoxidable

**RECOMMENDED BULBS**  
BOMBILLAS RECOMENDADAS  
230V - 50Hz

**NET WEIGHT**  
PESO NETO  
5,4kg | 12lb

One color to choose  
Un color a elegir



CUSTOM  
COLOR

Glass diffuser  
Difusor de vidrio

230V: Ø15(±2)cm | 5,9(±0,7)in  
120V: Ø15(±2)cm | 5,9(±0,7)in

**CABLE**  
Transparent or black  
Transparente o negro  
Standard: 150cm | 59,1in  
Lenght/largo customizable  
120V: 200cm | 78,7in

E27 LED Vintage- Max. 1x8 W

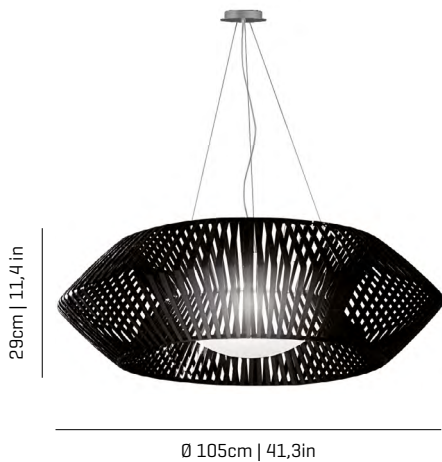
120V - 60Hz

E26 LED - Max. 1x8 W

84x84x38 cm  
33x33x15 in  
9,6kg | 21,2lb



Certifications:  
CE cUL US

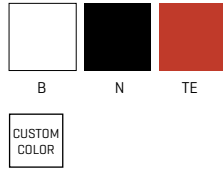


## V ref. VV04G

### LAMPSHADE TULIPA

Polycarbonate  
Policarbonato

One color to choose  
Un color a elegir



Glass diffuser  
Difusor de vidrio

### CANOPY FLORÓN

Steel gloss nickel-plated  
and Stainless steel  
Acero níquel-satinado y  
acero inoxidable

230V: Ø15(12)cm | 5,9(4.7)in  
120V: Ø15(12)cm | 5,9(4.7)in

### CABLE

Transparent or black  
Transparente o negro

Standard: 200cm | 78,7in  
Length/largo customizable  
120V: 200cm | 78,7in

### RECOMMENDED BULBS BOMBILLAS RECOMENDADAS

230V - 50Hz

E27 LED Vintage- Max. 4x8 W

120V - 60Hz

E26 LED - Max. 4x8 W

### NET WEIGHT PESO NETO

12kg | 26,5lb



110x110x33 cm  
43,3x43,3x13 in  
10kg | 22lb

60x60x33 cm  
23,6x23,6x13 in  
7kg | 15,7lb

60x60x22 cm  
23,6x23,6x8,7in  
5,5kg | 12,2lb



Certifications:




## Vento ref. VN04-LD

### LED / DIMMABLE

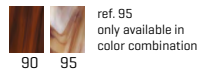
### LAMPSHADE TULIPA

Glass  
Vidrio

One color to choose  
Un color a elegir



Color combination



Bottom diffuser  
Difusor inferior

### CANOPY FLORÓN

Stainless steel  
Acero inoxidable

230V: 13x11cm | 5,1x4,3in  
120V: 13x11cm | 5,1x4,3in

### CABLE

Transparent or black  
Transparente o negro

Standard: 150cm | 59,1in  
Length/largo customizable  
120V: 200cm | 78,7in

### LIGHT SOURCE BUILT-IN FUENTE DE LUZ INCLUIDA

230V - 50Hz

20W 2700K 2637lm built-in  
upon request 3000K 2721lm

Dimming system DALI / Switch DIM  
upon request PHASE CUT

This product contains  
a light source of energy  
efficiency class **C**  
Este producto contiene una  
fuente luminosa de la clase  
de eficiencia energética **C**



100-277V - 60Hz

20W 2700K 2637lm built-in  
upon request 3000K 2721lm

Dimming system PHASE CONTROL 0-10V  
(only 120Vac TRIAC Dimmers)

### NET WEIGHT PESO NETO

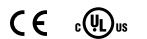
5,6kg | 12,3lb



31x111x26 cm  
12,2x43,7x10,2 in  
9,8kg | 21,6lb



Certifications:



17cm | 6,7in



96x19cm | 37,8x7,5in

## Woods ref. WD04

### LAMPSHADE TULIPA

Birch  
Abedul



Glass diffuser  
Difusor de vidrio

### CANOPY FLORÓN

Painted steel  
Acero pintado

230V: Ø60cm | 23,6in  
120V: Ø60cm | 23,6in

### CABLE

Transparent  
Transparente

### RECOMMENDED BULBS BOMBILLAS RECOMENDADAS

230V - 50Hz

E27 LED Vintage- Max. 1x12 W

120V - 60Hz

E26 LED - Max. 1x12 W

### NET WEIGHT PESO NETO

14,3kg | 31,5lb



60x60x33 cm  
23,6x23,6x13 in  
17kg | 37,7lb



Certifications:



61cm | 24in



90cm | 35,4in\*

\*Height is not adjustable on site  
\*Altura no ajustable



**COMPOSITIONS**  
**COMPOSICIONES**

90cm | 35,43in



250cm | 98,4in

76x68cm | 29,9x26,8in

## Agasallo ref. AG04-4-P

**LAMPSHADE TULIPA**  
Painted stainless steel  
Acero inoxidable pintado

One color to choose  
Un color a elegir



CUSTOM COLOR

Color combinations upon request  
Combinaciones de color bajo pedido

Stainless steel  
Acero inoxidable

ref. 1xAG104, 1xAG204,  
1xAG304, 1xAG404

**CANOPY FLORÓN**  
Steel painted in black  
matt  
Acero pintado en negro  
mate

230V: Ø12cm | 4,7in  
120V: Ø12cm | 4,7in

4 x REF. PIEZA002  
Finish black matt

**CABLE**  
Black  
Negro

Lenght/largo customizable

**RECOMMENDED BULBS**  
BOMBILLAS RECOMENDADAS

230V - 50Hz

E27 LED Vintage- Max. 4x12 W

120V - 60Hz

E26 LED - Max. 4x12 W

**NET WEIGHT**  
PESO NETO

4,5kg | 9,9lb

46x24x25 cm  
18,1x9,4x9,8 in

44x44x40 cm  
17,3x17,3x15,7 in

47x47x63 cm  
18,5x18,5x24,8 in

51x51x53 cm  
20x20x20,9 in

10,6kg | 23,4lb



Certifications:



102cm | 40,2in



250cm | 98,4in

Ø110cm | 43,3in

## Ballet ref. BA04-3

**LAMPSHADE TULIPA**  
Painted stainless steel  
Acero inoxidable pintado

One color to choose  
Un color a elegir



CUSTOM COLOR

Color combinations upon request  
Combinaciones de color bajo pedido

Stainless steel  
Acero inoxidable

ref. 1xBAPI04, 1xBARE04,  
1xBALA04

**CANOPY FLORÓN**  
DIBOND®

230V: Ø60cm | 23,6in  
120V: Ø60cm | 23,6in

**CABLE**  
Transparent or black  
Transparente o negro  
Lenght/largo customizable

**RECOMMENDED BULBS**  
BOMBILLAS RECOMENDADAS

230V - 50Hz

E27 LED Vintage- Max. 3x12 W

120V - 60Hz

E26 LED - Max. 3x12 W

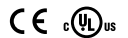
**NET WEIGHT**  
PESO NETO

5,7kg | 12,6lb

60x80x118 cm  
23,6x31,5x46,5 in  
14kg | 30,2lb



Certifications:



102cm | 40,2in




250cm | 98,4in

Ø110cm | 43,3in

## Ballet ref. BA04-3-P

**LAMPSHADE TULIPA**  
Painted stainless steel  
Acero inoxidable pintado

One color to choose  
Un color a elegir



CUSTOM COLOR

Color combinations upon request  
Combinaciones de color bajo pedido

Stainless steel  
Acero inoxidable

ref. 1xBAPI04, 1xBARE04,  
1xBALA04

**CANOPY FLORÓN**  
Steel gloss nickel-plated  
Acero níquel-satinado

230V: Ø12cm | 4,7in  
120V: Ø12cm | 4,7in

3 x REF. PIEZA002  
Finish nickel-plated

**CABLE**  
Transparent or black  
Transparente o negro  
Lenght/largo customizable

**RECOMMENDED BULBS**  
BOMBILLAS RECOMENDADAS

230V - 50Hz

E27 LED Vintage- Max. 3x12 W

120V - 60Hz

E26 LED - Max. 3x12 W

**NET WEIGHT**  
PESO NETO

3,5kg | 7,7lb

60x60x33 cm  
23,6x23,6x13 in

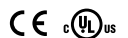
44x44x40 cm  
17,3x17,3x15,7 in

44x44x40 cm  
17,3x17,3x15,7 in

7,8kg | 17,2lb



Certifications:





## Caos ref. CA04A-3



250cm | 98,4in

### LAMPSHADE TULIPA

Cord  
Cordón  
One color to choose  
Un color a elegir



Color combinations upon request  
Combinaciones de color bajo pedido

### CANOPY FLORÓN

DIBOND®  
230V: Ø60cm | 23,6in  
120V: Ø60cm | 23,6in

### CABLE

Transparent  
Transparente  
Lenght/largo customizable

### RECOMMENDED BULBS BOMBILLAS RECOMENDADAS

230V - 50Hz  
 E27 LED Vintage- Max. 3x12 W

120V - 60Hz  
 E26 LED - Max. 3x12 W

### NET WEIGHT PESO NETO

6,6kg | 14,6lb



60x80x95 cm  
23,6x31,5x37,4 in  
10,5kg | 23,1lb



Certifications:



Stainless steel  
Acero inoxidable

ref. 3xCA04A


## Caos ref. CA04AB-3



250cm | 98,4in

### LAMPSHADE TULIPA

Cord  
Cordón  
One color to choose  
Un color a elegir



Color combinations upon request  
Combinaciones de color bajo pedido

### CANOPY FLORÓN

DIBOND®  
230V: Ø60cm | 23,6in  
120V: Ø60cm | 23,6in

### CABLE

Transparent  
Transparente  
Lenght/largo customizable

### RECOMMENDED BULBS BOMBILLAS RECOMENDADAS

230V - 50Hz  
 E27 LED Vintage- Max. 3x12 W

120V - 60Hz  
 E26 LED - Max. 3x12 W

### NET WEIGHT PESO NETO

6,6kg | 14,6lb



60x80x86 cm  
23,6x31,5x33,9 in  
10,5kg | 23,1lb



Certifications:



Stainless steel  
Acero inoxidable

ref. 1xCA04A, 2xCA04B  
\*pictured colors: 48, 49, 51  
\*colores de la fotografía: 48, 49, 51




## Caos ref. CA04A-4



250cm | 98,4in

### LAMPSHADE TULIPA

Cord  
Cordón  
One color to choose  
Un color a elegir



Color combinations upon request  
Combinaciones de color bajo pedido

### CANOPY FLORÓN

DIBOND®  
230V: Ø100cm | 39,4in  
120V: Ø100cm | 39,4in

### CABLE

Transparent  
Transparente  
Lenght/largo customizable

### RECOMMENDED BULBS BOMBILLAS RECOMENDADAS

230V - 50Hz  
 E27 LED Vintage- Max. 4x12 W

120V - 60Hz  
 E26 LED - Max. 4x12 W

### NET WEIGHT PESO NETO

7,7kg | 17,2lb



80x120x117 cm  
31,5x47,2x46 in  
18kg | 39,6lb



Certifications:



Stainless steel  
Acero inoxidable

ref. 3xCA04A, 1xCA04AG



86cm | 33,9in

115x115cm | 45,3x45,3in

250cm | 98,4in

## Caos ref. CA04A-6

### LAMPSHADE TULIPA

Cord  
Cordón  
One color to choose  
Un color a elegir



Color combinations upon request  
Combinaciones de color bajo pedido

Stainless steel  
Acero inoxidable

ref. 6xCA04A  
\*pictured colors: 42, 46, 52  
\*colores de la fotografía: 42, 46, 52

### CANOPY FLORÓN

DIBOND®  
230V: Ø100cm | 39,4in  
120V: Ø100cm | 39,4in

### CABLE

Transparent  
Transparente  
Lenght/largo customizable

### RECOMMENDED BULBS

BOMBILLAS RECOMENDADAS  
230V - 50Hz  
E27 LED Vintage- Max. 6x12 W

120V - 60Hz  
E26 LED - Max. 6x12 W

### NET WEIGHT

PESO NETO  
14kg | 30,9lb  
80x120x135 cm  
31,5x47,2x53,1 in  
20kg | 44lb



Certifications:  
CE cULus



68cm | 26,8in

70x70cm | 27,6x27,6in

250cm | 98,4 in

## Coral ref. C004-3

### LAMPSHADE TULIPA

Painted stainless steel  
Acero inoxidable pintado  
One color to choose  
Un color a elegir



Color combinations upon request  
Combinaciones de color bajo pedido

Stainless steel  
Acero inoxidable

ref. 1xC0AU04, 1xC0SE04,  
1xC0GA04

### CANOPY FLORÓN

DIBOND®  
230V: Ø60cm | 23,6in  
120V: Ø60cm | 23,6in

### CABLE

Transparent or black  
Transparente o negro  
Lenght/largo customizable

### RECOMMENDED BULBS

BOMBILLAS RECOMENDADAS  
230V - 50Hz  
E27 LED Vintage- Max. 3x12 W

120V - 60Hz  
E26 LED - Max. 3x12 W

### NET WEIGHT

PESO NETO  
6,9kg | 15,2lb  
60x80x86 cm  
23,6x31,5x33,8 in  
12kg | 26,5lb



Certifications:  
CE cULus



68cm | 26,8in

70x70cm | 27,6x27,6in

250cm | 98,4 in

## Coral ref. C004-3-P

### LAMPSHADE TULIPA

Painted stainless steel  
Acero inoxidable pintado  
One color to choose  
Un color a elegir



Color combinations upon request  
Combinaciones de color bajo pedido

Stainless steel  
Acero inoxidable

ref. 1xC0AU04, 1xC0SE04,  
1xC0GA04

### CANOPY FLORÓN

Steel gloss nickel-plated  
Acero níquel-satinado  
230V: Ø12cm | 4,7in  
120V: Ø12cm | 4,7in

### 3 x REF. PIEZA002

Finish nickel-plated  
Lenght/largo customizable

### CABLE

Transparent or black  
Transparente o negro  
Lenght/largo customizable

### RECOMMENDED BULBS

BOMBILLAS RECOMENDADAS  
230V - 50Hz  
E27 LED Vintage- Max. 3x12 W

120V - 60Hz  
E26 LED - Max. 3x12 W

### NET WEIGHT

PESO NETO  
4kg | 8,9lb  
44x44x40 cm  
17,3x17,3x15,7 in  
44x44x40 cm  
17,3x17,3x15,7 in  
36x36x30 cm  
14,2x14,2x11,8 in



Certifications:  
CE cULus



95cm | 37,4in

250cm | 98,4in

80x80cm | 31,5x31,5in

## Coral ref. C004-5

**LAMPSHADE TULIPA**  
Painted stainless steel  
Acero inoxidable pintado

One color to choose  
Un color a elegir



CUSTOM  
COLOR

Color combinations upon request  
Combinaciones de color bajo pedido

Stainless steel  
Acero inoxidable

ref. 1xCOAU04, 1xCOCY04,  
1xCOSE04, 1xCOGA04,  
1xCORE04

**CANOPY FLORÓN**  
DIBOND®

230V: Ø60cm | 23,6in  
120V: Ø60cm | 23,6in

**CABLE**  
Transparent or black  
Transparente o negro  
Lenght/largo customizable

**RECOMMENDED BULBS**  
BOMBILLAS RECOMENDADAS

230V - 50Hz

E27 LED Vintage- Max. 5x12 W

120V - 60Hz

E26 LED - Max. 5x12 W

**NET WEIGHT**  
PESO NETO

9,6kg | 21,2lb


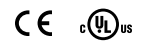


60x80x118 cm  
23,6x31,5x46,5 in  
17,5kg | 38,6lb



Product Design  
Competition  
2013

Certifications:



95cm | 37,4in

250cm | 98,4in

80x80cm | 31,5x31,5in

## Coral ref. C004-5-P

**LAMPSHADE TULIPA**  
Painted stainless steel  
Acero inoxidable pintado

One color to choose  
Un color a elegir



CUSTOM  
COLOR

Color combinations upon request  
Combinaciones de color bajo pedido

Stainless steel  
Acero inoxidable

ref. 1xCOAU04, 1xCOCY04,  
1xCOSE04, 1xCOGA04,  
1xCORE04

**CANOPY FLORÓN**  
Steel gloss nickel-plated  
Acero níquel-satinado

230V: Ø12cm | 4,7in  
120V: Ø12cm | 4,7in

**5 x REF. PIEZA002**  
Finish nickel-plated

**CABLE**  
Transparent or black  
Transparente o negro  
Lenght/largo customizable

**RECOMMENDED BULBS**  
BOMBILLAS RECOMENDADAS

230V - 50Hz

E27 LED Vintage- Max. 5x12 W

120V - 60Hz

E26 LED - Max. 5x12 W

**NET WEIGHT**  
PESO NETO

7,4kg | 16,3lb

44x44x40 cm  
17,3x17,3x15,7 in

44x44x40 cm  
17,3x17,3x15,7 in

36x36x30 cm  
14,2x14,2x11,8 in

36x36x30 cm  
14,2x14,2x11,8 in

66x32x23 cm  
26x12,6x9,1 in

10kg | 22lb



Product Design  
Competition  
2013

Certifications:



123cm | 48,4in


250cm | 98,4in

135x135cm | 53,1x53,1in

## Coral ref. C004-10

**LAMPSHADE TULIPA**  
Painted stainless steel  
Acero inoxidable pintado

One color to choose  
Un color a elegir



CUSTOM  
COLOR

Color combinations upon request  
Combinaciones de color bajo pedido

Stainless steel  
Acero inoxidable

ref. 2xCOAU04, 1xCOCY04,  
2xCOSE04, 2xCOGA04,  
2xCORE04, 1xCOAU04G

**CANOPY FLORÓN**  
DIBOND®

230V: Ø120cm | 47,2in  
120V: Ø120cm | 47,2in

**CABLE**  
Transparent or black  
Transparente o negro  
Lenght/largo customizable

**RECOMMENDED BULBS**  
BOMBILLAS RECOMENDADAS

230V - 50Hz

E27 LED Vintage- Max. 13x12 W

120V - 60Hz

E26 LED - Max. 10x12 W

**NET WEIGHT**  
PESO NETO

35,3kg | 77,8lb



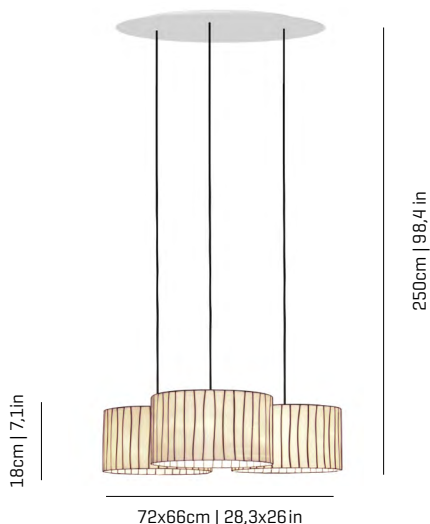
80x125x138 cm  
31,5x49,2x54,3 in  
56kg | 123,5lb



Certifications:



## Curvas ref. CVO4C-3



### LAMPSHADE TULIPA

Glass  
Vidrio

One color to choose  
Un color a elegir



02 87



89 90

Bottom diffuser  
Difusor inferior

ref. 3xCV04

\*pictured color: 02

\*color de la fotografía: 02

### CANOPY FLORÓN

DIBOND®

230V: Ø60cm | 23,6in  
120V: Ø60cm | 23,6in

### CABLE

Transparent or black  
Transparente o negro

Lenght/largo customizable

### RECOMMENDED BULBS BOMBILLAS RECOMENDADAS

230V - 50Hz

E27 LED Vintage- Max. 3x12 W

120V - 60Hz

E26 LED - Max. 3x12 W

### NET WEIGHT PESO NETO

8kg | 17,6lb



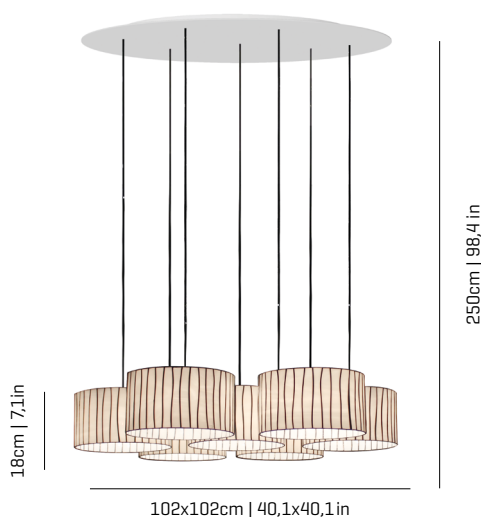
60x80x95 cm  
23,6x31,5x37,4 in  
16kg | 35lb



Certifications:



## Curvas ref. CV04-7



### LAMPSHADE TULIPA

Glass  
Vidrio

One color to choose  
Un color a elegir



02 87



89 90

Bottom diffuser  
Difusor inferior

ref. 7xCV04

\*pictured color: 02

\*color de la fotografía: 02

### CANOPY FLORÓN

DIBOND®

230V: Ø100cm | 39,4in  
120V: Ø100cm | 39,4in

### CABLE

Transparent or black  
Transparente o negro

Lenght/largo customizable

### RECOMMENDED BULBS BOMBILLAS RECOMENDADAS

230V - 50Hz

E27 LED Vintage- Max. 7x12 W

120V - 60Hz

E26 LED - Max. 7x12 W

### NET WEIGHT PESO NETO

18kg | 39,7lb



80x120x125 cm  
31,5x47,2x49,2 in  
35kg | 77lb



Certifications:



## Fluo ref. FLO4-4



### LAMPSHADE TULIPA

Galvanized painted steel  
Acero galvanizado pintado

One color: white  
Un color: blanco



B

### CANOPY FLORÓN

Stainless steel  
Acero inoxidable

230V: Ø14cm | 5,5in  
h10cm | 3,9in  
120V: Ø14cm | 5,5in  
h10cm | 3,9in

### CABLE

Transparent  
Transparente

Lenght/largo customizable

### RECOMMENDED BULBS BOMBILLAS RECOMENDADAS

230V - 50Hz

E27 LED Vintage- Max. 4x12 W

120V - 60Hz

E26 LED - Max. 4x12 W

### NET WEIGHT PESO NETO

11,3kg | 25lb



77x82x139 cm  
30,3x32,3x54,7 in  
22kg | 48,5lb




77x82x139 cm  
30,3x32,3x54,7 in  
20kg | 44,1lb



2009

Certifications:





120cm | 47,2in

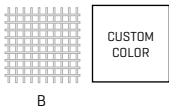
Ø 260cm | 102in

## Fluo ref. FL04-16

### LAMPSHADE TULIPA

Galvanized painted steel  
Acero galvanizado pintado

One color: white  
Un color: blanco



250cm | 98,4in

### CANOPY FLORÓN

Stainless steel  
Acero inoxidable

230V: Ø14cm | 5,5in  
h14cm | 5,5in  
120V: Ø14cm | 5,5in  
h14cm | 5,5in

### CABLE

Transparent  
Transparente

Lenght/largo customizable\*

### RECOMMENDED BULBS BOMBILLAS RECOMENDADAS

230V - 50Hz

E27 LED Vintage- Max. 16x12 W

120V - 60Hz

E26 LED - Max. 16x12 W

### NET WEIGHT PESO NETO

57kg | 125,6lb

77x82x200 cm  
30,3x32,3x78,7 in

80x120x200 cm  
31,5x47,2x78,7 in

77x82x77 cm  
30,3x32,3x30,3 in

135kg | 297lb



Certifications:



ref. 16xFL04

\*Height is not adjustable on site

\*Altura no ajustable in situ

LED

## Mytilus ref. MY04-3



30cm | 11,8in


136x140cm | 53,5x55,1in

250cm | 98,4in

### LAMPSHADE TULIPA

Painted stainless steel  
Acero inoxidable pintado

One color: white  
Un color: blanco



### DIFFUSER DIFUSOR

Glass sphere  
Esfera de vidrio

ref. 3xMY04G

\*approximate measurements  
\*medidas aproximadas

### CANOPY FLORÓN

Steel painted in white  
Acero pintado en blanco

230V: Ø15(12)cm | 5,9(4,7)in  
120V: Ø15(12)cm | 5,9(4,7)in

### CABLE

Transparent  
Transparente

Lenght/largo customizable

### LIGHT SOURCE BUILT-IN FUENTE DE LUZ INCLUIDA

230V - 50Hz

25W 3000K 2880lm built-in  
upon request 2700K 3201lm

Dimming system DALI / Switch DIM  
upon request PHASE CUT

This product contains  
a light source of energy  
efficiency class **D**  
Este producto contiene una  
fuente luminosa de la clase  
de eficiencia energética **D**



100-277V - 60Hz

25W 3000K 3201lm built-in  
upon request 2700K 2880lm

Dimming system PHASE CONTROL & 0-10V  
(only 120Vac TRIAC Dimmers)

### NET WEIGHT PESO NETO

25,5kg | 56,2lb




82x97x105 cm  
35,4x38,2x41,3 in  
28kg | 61,7lb



Certifications:



## Nevo ref. NE04-6



115cm | 45,3in

90x90cm | 35,4x35,4in

250cm | 98,4in

### LAMPSHADE TULIPA

Painted stainless steel  
Acero inoxidable pintado

One color to choose  
Un color a elegir



Color combinations upon request  
Combinaciones de color bajo pedido

Steel gloss nickel-plated  
and Stainless steel  
Acero níquel-satinado  
y acero inoxidable

ref. 3xNE06P, 3xNE04-1

### CANOPY FLORÓN

DIBOND®

230V: Ø60cm | 23,6in  
120V: Ø60cm | 23,6in

### CABLE

Transparent  
Transparente

Lenght/largo customizable

### RECOMMENDED BULBS BOMBILLAS RECOMENDADAS

230V - 50Hz

E14 LED Vintage- Max. 9x7 W

120V - 60Hz

E12 LED - Max. 9x7 W

### NET WEIGHT PESO NETO

9,4kg | 20,7lb



60x80x106 cm  
23,6x31,5x41,2 in  
20kg | 40lb



Certifications:





125x125cm | 49,2x49,2in

## Nevo ref. NE04-11

**LAMPSHADE TULIPA**  
Painted stainless steel  
Acero inoxidable pintado

One color to choose  
Un color a elegir



CUSTOM  
COLOR

Color combinations upon request  
Combinaciones de color bajo pedido

Steel gloss nickel-plated  
and Stainless steel  
Acero niquel-satinado  
y acero inoxidable

ref. 4xNE06P, 7xNE04-1

**CANOPY FLORÓN**  
DIBOND®

230V: Ø120cm | 47,2in  
120V: Ø120cm | 47,2in

**CABLE**  
Transparent  
Transparente

Lenght/largo customizable

**RECOMMENDED BULBS**  
BOMBILLAS RECOMENDADAS

230V - 50Hz

E14 LED Vintage- Max. 18x7 W

120V - 60Hz

E12 LED - Max. 18x7 W

**NET WEIGHT**  
PESO NETO

10kg | 22lb



80x125x135 cm  
31,5x49,2x53,1 in  
53kg | 116,8lb



Certifications:



80x80cm | 31,5x31,5in

## Tati ref. TA04-3

**LAMPSHADE TULIPA**  
Painted stainless steel  
Acero inoxidable pintado

One color to choose  
Un color a elegir



CUSTOM  
COLOR

Color combinations upon request  
Combinaciones de color bajo pedido

Steel gloss nickel-plated  
and Stainless steel  
Acero niquel-satinado  
y acero inoxidable

ref. 3xTA06G

**CANOPY FLORÓN**  
DIBOND®

230V: Ø60cm | 23,6in  
120V: Ø60cm | 23,6in

**CABLE**  
Transparent  
Transparente

Lenght/largo customizable

**RECOMMENDED BULBS**  
BOMBILLAS RECOMENDADAS

230V - 50Hz

E14 LED Vintage - Max. 6x7 W

120V - 60Hz

E12 LED - Max. 6x7 W

**NET WEIGHT**  
PESO NETO

6kg | 13,2lb



60x80x82 cm  
23,6x31,5x32,3 in  
19kg | 41,9lb



Certifications:




85x85cm | 33,5x33,5in

## Tati ref. TA04-5

**LAMPSHADE TULIPA**  
Painted stainless steel  
Acero inoxidable pintado

One color to choose  
Un color a elegir



CUSTOM  
COLOR

Color combinations upon request  
Combinaciones de color bajo pedido

Steel gloss nickel-plated  
and Stainless steel  
Acero niquel-satinado  
y acero inoxidable

ref. 3xTA06G, 2xTA06P

**CANOPY FLORÓN**  
DIBOND®

230V: Ø60cm | 23,6in  
120V: Ø60cm | 23,6in

**CABLE**  
Transparent  
Transparente

Lenght/largo customizable

**RECOMMENDED BULBS**  
BOMBILLAS RECOMENDADAS

230V - 50Hz

E14 LED Vintage- Max. 8x7 W

120V - 60Hz

E12 LED - Max. 8x7 W

**NET WEIGHT**  
PESO NETO

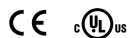
8,9kg | 19,6lb



60x80x82 cm  
23,6x31,5x32,3 in  
25kg | 55,1lb



Certifications:







70cm | 27,6in

140x140cm | 55,1x55,1in

250cm | 98,4in

## Tati ref. TA04-10

**LAMPSHADE TULIPA**  
Painted stainless steel  
Acero inoxidable pintado

One color to choose  
Un color a elegir



CUSTOM  
COLOR

Color combinations upon request  
Combinaciones de color bajo pedido

Steel gloss nickel-plated  
and Stainless steel  
Acero niquel-satinado  
y acero inoxidable

ref. 6xTA06G, 4xTA06P

**CANOPY FLORÓN**  
DIBOND®

230V: Ø120cm | 47,2in  
120V: Ø120cm | 47,2in

**CABLE**

Transparent  
Transparente

Lenght/largo customizable

**RECOMMENDED BULBS**  
BOMBILLAS RECOMENDADAS

230V - 50Hz

E14 LED Vintage- Max. 16x7 W

120V - 60Hz

E12 LED - Max. 16x7 W

**NET WEIGHT**  
PESO NETO

19kg | 41,9lb



80x125x135 cm  
31,5x49,2x53,1 in  
55kg | 121,3lb



Certifications:



47cm | 18,6in

71x75cm | 27,8x29,3in

250cm | 98,4in

## Ura ref. UR04-3

**LAMPSHADE TULIPA**  
Painted stainless steel  
Acero inoxidable pintado

One color to choose  
Un color a elegir



CUSTOM  
COLOR

Color combinations upon request  
Combinaciones de color bajo pedido

Stainless steel  
Acero inoxidable

ref. 1xUR104, 1xUR204, 1xUR304

**CANOPY FLORÓN**  
DIBOND®

230V: Ø60cm | 23,6in  
120V: Ø60cm | 23,6in

**CABLE**

Transparent or black  
Transparente o negro

Lenght/largo customizable

**RECOMMENDED BULBS**  
BOMBILLAS RECOMENDADAS

230V - 50Hz

E27 LED Vintage- Max. 3x12 W

120V - 60Hz

E26 LED - Max. 3x12 W

**NET WEIGHT**  
PESO NETO

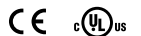
10,2kg | 22,5lb



60x80x95 cm  
23,6x31,5x37,4 in  
10,2kg | 22,5lb



Certifications:



# WALL & CEILING LAMPS

## APLIQUES Y PLAFONES

35cm | 13,7in



15cm | 5,9in

36cm | 14,2in

### Ballet<sub>ref.</sub> BA06

**LAMPSHADE TULIPA**  
Painted stainless steel  
Acero inoxidable pintado

**SUPPORT SOPORTE**  
Painted steel  
Acero pintado

**RECOMMENDED BULBS**  
BOMBILLAS RECOMENDADAS

**NET WEIGHT**  
PESO NETO

One color to choose  
Un color a elegir

**MOUNTING OPTIONS**  
OPCIONES DE  
INSTALACIÓN  
Wall lamp  
Aplique

230V - 50Hz  
E27 LED Vintage- Max. 1x8W

0,6kg | 1,3lb



CUSTOM  
COLOR

120V - 60Hz  
E26 LED - Max. 1x8 W

44x44x20 cm  
17,3x17,3x7,9 in  
1,9kg | 4,2lb



Certifications:  
CE cULus

LED

### Ballet<sub>ref.</sub> BA06-LD

LED / DIMMABLE

**LAMPSHADE TULIPA**  
Painted stainless steel  
Acero inoxidable pintado

**SUPPORT SOPORTE**  
Painted steel  
Acero pintado

**LIGHT SOURCE BUILT-IN**  
FUENTE DE LUZ INCLUIDA

**NET WEIGHT**  
PESO NETO

One color to choose  
Un color a elegir

**MOUNTING OPTIONS**  
OPCIONES DE INSTALACIÓN  
Wall lamp  
Aplique

230V - 50Hz  
8W 2700K 960lm built-in  
upon request 3000K 1067lm  
Dimming system PHASE CUT

1kg | 2,3lb



CUSTOM  
COLOR

This product contains  
a light source of energy  
efficiency class **D**  
Este producto contiene una  
fuente luminosa de la clase  
de eficiencia energética **D**



44x44x20 cm  
17,3x17,3x7,9 in  
2,3kg | 5,1lb




Certifications:  
CE cULus

Inside diffuser  
Difusor interno

100-277V - 60Hz  
8W 2700K 960lm built-in  
upon request 3000K 1067lm  
Dimming system PHASE CONTROL and 0-10V  
[only 120Vac TRIAC Dimmers]

\*Depth 110V: 10cm|3,9in ADA

## Blum ref. BLO6



**LAMPSHADE TULIPA**  
Painted stainless steel thread  
Hilo de acero inoxidable pintado

One color: white  
Un color: blanco



B

**SUPPORT SOPORTE**  
Painted steel  
Acero pintado

**MOUNTING OPTIONS OPCIONES DE INSTALACIÓN**  
Wall lamp  
Aplique

**RECOMMENDED BULBS BOMBILLAS RECOMENDADAS**

230V - 50Hz

E27 LED Vintage- Max. 1x12 W

120V - 60Hz

E26 LED - Max. 1x12 W

**NET WEIGHT PESO NETO**

1,1kg | 2,4lb




44x44x40 cm  
17,3x17,3x15,7 in  
1,5kg | 3,3lb



Certifications:



## Cors ref. CR06



**LAMPSHADE TULIPA**  
Painted stainless steel  
Acero inoxidable pintado

One color to choose  
Un color a elegir



BL

BE

G

T

CUSTOM COLOR

**SUPPORT SOPORTE**  
Stainless steel  
Acero inoxidable

**MOUNTING OPTIONS OPCIONES DE INSTALACIÓN**  
Wall lamp  
Aplique

**RECOMMENDED BULBS BOMBILLAS RECOMENDADAS**

230V - 50Hz

G9 LED - Max. 2x4 W

120V - 60Hz

G9 LED - Max. 2x4 W

**NET WEIGHT PESO NETO**

0,6kg | 1,3lb



51x19x27 cm  
20,1x7,5x10,6 in  
1kg | 2,2lb




Certifications:



LED

## Cors ref. CR06-LD



**LAMPSHADE TULIPA**  
Painted stainless steel  
Acero inoxidable pintado

One color to choose  
Un color a elegir



BL

BE

G

T

CUSTOM COLOR

**SUPPORT SOPORTE**  
Steel gloss nickel-plated and stainless steel  
Acero niquel-satinado y acero inoxidable

**MOUNTING OPTIONS OPCIONES DE INSTALACIÓN**  
Wall lamp  
Aplique

**LIGHT SOURCE BUILT-IN FUENTE DE LUZ INCLUIDA**

230V - 50Hz

8W 2700K 960lm built-in  
upon request 3000K 1067lm

Dimming system PHASE CUT

This product contains a light source of energy efficiency class **D**  
Este producto contiene una fuente luminosa de la clase de eficiencia energética **D**



100-277V - 60Hz

8W 2700K 960lm built-in  
upon request 3000K 1067lm

Dimming system PHASE CONTROL and 0-10V  
[only 120Vac TRIAC Dimmers]

**NET WEIGHT PESO NETO**

1,1kg | 2,4lb

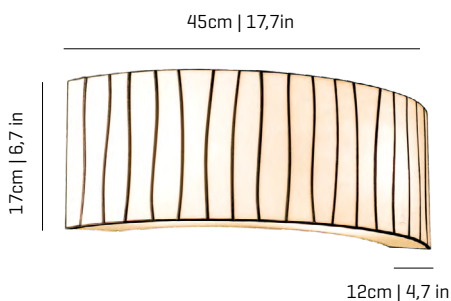


51x19x27 cm  
20,1x7,5x10,6 in  
1,5kg | 3,3lb



Certifications:






## Curvas ref. CVO6

### LAMPSHADE TULIPA

Glass  
Vidrio

One color to choose  
Un color a elegir



### SUPPORT SOPORTE

Stainless steel  
Acero inoxidable

### MOUNTING OPTIONS OPCIONES DE INSTALACIÓN

Wall lamp  
Aplique

### RECOMMENDED BULBS BOMBILLAS RECOMENDADAS

230V - 50Hz

E14 LED Vintage - Max. 2x7 W

120V - 60Hz

E12 LED - Max. 2x7 W

### NET WEIGHT PESO NETO

1,7kg | 3,7lb



65x32x23 cm  
25,6x12,6x9,1 in  
3kg | 6,5lb



Certifications:




## Gea ref. GE06

### LAMPSHADE TULIPA

Painted stainless steel  
Acero inoxidable pintado

One color to choose  
Un color a elegir



### SUPPORT SOPORTE

Stainless steel  
Acero inoxidable

### MOUNTING OPTIONS OPCIONES DE INSTALACIÓN

Wall lamp  
Aplique

### RECOMMENDED BULBS BOMBILLAS RECOMENDADAS

230V - 50Hz

G9 LED - Max. 2x4 W

120V - 60Hz

G9 LED - Max. 2x4 W

### NET WEIGHT PESO NETO

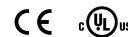
0,6kg | 1,3lb



36x26x19 cm  
14,2x10,2x7,5 in  
1kg | 2,2lb



Certifications:




LED

## Gea ref. GE06-LD

### LAMPSHADE TULIPA

Painted stainless steel  
Acero inoxidable pintado

One color to choose  
Un color a elegir



### SUPPORT SOPORTE

Steel gloss nickel-plated  
and stainless steel  
Acero níquel-satinado  
y acero inoxidable

### MOUNTING OPTIONS OPCIONES DE INSTALACIÓN

Wall lamp  
Apique

### LED / DIMMABLE

### LIGHT SOURCE BUILT-IN FUENTE DE LUZ INCLUIDA

230V - 50Hz

8W 2700K 960lm built-in  
upon request 3000K 1067lm

Dimming system PHASE CUT

This product contains  
a light source of energy  
efficiency class **D**  
Este producto contiene una  
fuente luminosa de la clase  
de eficiencia energética **D**



100-277V - 60Hz

8W 2700K 960lm built-in  
upon request 3000K 1067lm

Dimming system PHASE CONTROL and 0-10V  
[only 120Vac TRIAC Dimmers]

### NET WEIGHT PESO NETO

1,1kg | 2,4lb




36x26x19 cm  
14,2x10,2x7,5 in  
1,5kg | 3,3lb



Certifications:





## Kala ref. KL06

**LAMPSHADE TULIPA**  
Painted stainless steel  
Acero inoxidable pintado

One color to choose  
Un color a elegir



CUSTOM  
COLOR

**SUPPORT SOPORTE**  
Stainless steel  
Acero inoxidable

**MOUNTING OPTIONS  
OPCIONES DE  
INSTALACIÓN**  
Wall lamp  
Aplique

**RECOMMENDED BULBS  
BOMBILLAS RECOMENDADAS**

230V - 50Hz

☞ G9 LED - Max. 2x4 W

120V - 60Hz

☞ G9 LED - Max. 2x4 W

**NET WEIGHT  
PESO NETO**

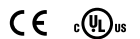
0,6kg | 1,3lb




36x26x19 cm  
14,2x10,2x7,5 in  
1kg | 2,2lb



Certifications:



\*Width 110V: 24cm|9,4in



LED

## Kala ref. KL06-LD

**LAMPSHADE TULIPA**  
Painted stainless steel  
Acero inoxidable pintado

One color to choose  
Un color a elegir



CUSTOM  
COLOR

**SUPPORT SOPORTE**  
Steel gloss nickel-plated  
and stainless steel  
Acero niquel-satinado  
y acero inoxidable

**MOUNTING OPTIONS  
OPCIONES DE  
INSTALACIÓN**  
Wall lamp  
Aplique

**LED / DIMMABLE**

**LIGHT SOURCE BUILT-IN  
FUENTE DE LUZ INCLUIDA**

230V - 50Hz

☞ 8W 2700K 960lm built-in  
upon request 3000K 1067lm

Dimming system PHASE CUT

This product contains  
a light source of energy  
efficiency class **D**  
Este producto contiene una  
fuente luminosa de la clase  
de eficiencia energética **D**



**NET WEIGHT  
PESO NETO**

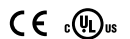
1,1kg | 2,4lb



36x26x19 cm  
14,2x10,2x7,5 in  
1,5kg | 3,3lb



Certifications:



Inside diffuser  
Difusor interno

100-277V - 60Hz

☞ 8W 2700K 960lm built-in  
upon request 3000K 1067lm

Dimming system PHASE CONTROL and 0-10V  
[only 120Vac TRIAC Dimmers]




LED

## Kite ref. KT06-LD

**LAMPSHADE TULIPA**  
Painted stainless steel  
Acero inoxidable pintado

One color to choose  
Un color a elegir



CUSTOM  
COLOR

**SUPPORT SOPORTE**  
Stainless steel  
Acero inoxidable

**MOUNTING OPTIONS  
OPCIONES DE  
INSTALACIÓN**  
Wall & ceiling lamp  
Aplique & plafón

**LED / DIMMABLE**

**LIGHT SOURCE BUILT-IN  
FUENTE DE LUZ INCLUIDA**

230V - 50Hz

☞ 17W 2700K 3636lm built-in  
upon request 3000K 3780lm

Dimming system: PHASE CUT /  
upon request DALI/ Switch DIM

This product contains  
a light source of energy  
efficiency class **C**  
Este producto contiene una  
fuente luminosa de la clase  
de eficiencia energética **C**



**NET WEIGHT  
PESO NETO**

8,5kg | 18,7lb




71x71x15 cm  
28x28x5,9 in  
9,2kg | 20,3lb



Certifications:






LED

## Kite ref. KT06G-LD

### LAMPSHADE TULIPA

Painted stainless steel  
Acero inoxidable pintado

One color to choose  
Un color a elegir



CUSTOM  
COLOR

### SUPPORT SOPORTE

Stainless steel  
Acero inoxidable

### MOUNTING OPTIONS OPCIONES DE INSTALACIÓN

Wall & ceiling lamp  
Aplique & plafón

## LED / DIMMABLE

### LIGHT SOURCE BUILT-IN FUENTE DE LUZ INCLUIDA

230V - 50Hz

34W 2700K 7272lm built-in

upon request 3000K 7560lm

Dimming system: PHASE CUT /  
upon request DALI / Switch DIM

This product contains  
a light source of energy  
efficiency class **C**  
Este producto contiene una  
fuente luminosa de la clase  
de eficiencia energética **C**



100 - 277V - 60Hz

34W 2700K 7272lm built-in

upon request 3000K 7560lm

Dimming system PHASE CONTROL and 0-10V  
(only 120Vac TRIAC Dimmers)

### NET WEIGHT PESO NETO

7,5kg | 16,5lb



102x102x13 cm  
40,1x40,1x5,1 in  
11kg | 24,2lb



Certifications:



LED

## Li ref. LI06

### LAMPSHADE TULIPA

Pressed Cellulose  
Celulosa prensada

One color to choose  
Un color a elegir



### SUPPORT SOPORTE

Stainless steel  
Acero inoxidable

### MOUNTING OPTIONS OPCIONES DE INSTALACIÓN

Wall lamp  
Aplique

## LED / DIMMABLE

### LIGHT SOURCE BUILT-IN FUENTE DE LUZ INCLUIDA

230V - 50Hz

11,8W 2700K 1604lm built-in

upon request 3000K 1654lm

Dimming system PHASE CUT

This product contains  
a light source of energy  
efficiency class **C**  
Este producto contiene una  
fuente luminosa de la clase  
de eficiencia energética **C**



120V - 60Hz

11,8W 2700K 1546lm built-in

upon request 3000K 1805lm

Dimming system PHASE CONTROL and 0-10V  
(only 120Vac TRIAC Dimmers)

### NET WEIGHT PESO NETO

1,2kg | 2,6lb



32x65x23 cm  
12,6x25,6x9 in  
2kg | 4,4lb



Certifications:



LED

## Li ref. LI06G

### LAMPSHADE TULIPA

Pressed Cellulose  
Celulosa prensada

One color to choose  
Un color a elegir



### SUPPORT SOPORTE

Stainless steel  
Acero inoxidable

### MOUNTING OPTIONS OPCIONES DE INSTALACIÓN

Wall lamp  
Aplique

## LED / DIMMABLE

### LIGHT SOURCE BUILT-IN FUENTE DE LUZ INCLUIDA

230V - 50Hz

17W 2700K 2558lm built-in

upon request 3000K 2632lm

Dimming system PHASE CUT

This product contains  
a light source of energy  
efficiency class **C**  
Este producto contiene una  
fuente luminosa de la clase  
de eficiencia energética **C**



### NET WEIGHT PESO NETO

2,9kg | 6,4lb




110x31x25 cm  
43,3x12,2x9,8 in  
4,7kg | 10,4lb



Certifications:





**LED** **Li** ref. **LI06G-D**

**LAMPSHADE TULIPA**  
Pressed Cellulose  
Celulosa prensada

One color to choose  
Un color a elegir



**SUPPORT SOPORTE**  
Stainless steel  
Acero inoxidable

**MOUNTING OPTIONS**  
OPCIONES DE INSTALACIÓN  
Wall lamp  
Aplique

**LED / DIMMABLE**

**LIGHT SOURCE BUILT-IN**  
FUENTE DE LUZ INCLUIDA

230V - 50Hz  
23,6W 2700K 3020lm built-in  
upon request 3000K 3115lm

Dimming system DALI / Switch DIM

This product contains a light source of energy efficiency class **C**  
Este producto contiene una fuente luminosa de la clase de eficiencia energética **C**



**NET WEIGHT**  
PESO NETO

2,9kg | 6,4lb

110x31x25 cm  
43,3x12,2x9,8 in  
4,7kg | 10,4lb




Certifications:



100 - 277V - 60Hz

17W 2700K 2558lm built-in  
upon request 3000K 2632lm


Dimming system PHASE CONTROL and 0-10V  
(only 120Vac TRIAC Dimmers)



**LED** **Mytilus** ref. **MY06**

**LAMPSHADE TULIPA**  
Painted stainless steel  
Acero inoxidable pintado

One color: white  
Un color: blanco



**SUPPORT SOPORTE**  
Steel gloss nickel-plated  
Acero niquel-satinado

**MOUNTING OPTIONS**  
OPCIONES DE INSTALACIÓN  
Wall lamp  
Aplique

**LED / DIMMABLE**

**LIGHT SOURCE BUILT-IN**  
FUENTE DE LUZ INCLUIDA

230V - 50Hz  
8W 2700K 960lm built-in  
upon request 3000K 1067lm

Dimming system PHASE CUT

This product contains a light source of energy efficiency class **D**  
Este producto contiene una fuente luminosa de la clase de eficiencia energética **D**



**NET WEIGHT**  
PESO NETO

3kg | 6,6lb

60x60x22 cm  
23,6x23,6x8,7 in  
4,5kg | 9,9lb



Certifications:



**DIFFUSER DIFUSOR**

Glass sphere  
Esfera de vidrio

\*approximate measurements  
\*medidas aproximadas

100 - 277V - 60Hz

8W 2700K 960lm built-in  
upon request 3000K 1067lm

Dimming system PHASE CONTROL and 0-10V  
(only 120Vac TRIAC Dimmers)



**Nevo** ref. **NE06P**

**LAMPSHADE TULIPA**  
Painted stainless steel  
Acero inoxidable pintado

One color to choose  
Un color a elegir



**SUPPORT SOPORTE**  
Steel gloss nickel-plated and stainless steel  
Acero niquel-satinado y acero inoxidable

**MOUNTING OPTIONS**  
OPCIONES DE INSTALACIÓN  
Wall lamp  
Aplique

**RECOMMENDED BULBS**  
BOMBILLAS RECOMENDADAS

230V - 50Hz  
G9 LED - Max. 1x4 W

120V - 60Hz  
G9 LED - Max. 1x4 W

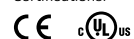
**NET WEIGHT**  
PESO NETO

0,8kg | 1,8lb

36x36x31 cm  
14,2x14,2x12,2 in  
1,8kg | 4lb



Certifications:



Steel gloss nickel-plated and stainless steel  
Acero niquel-satinado y acero inoxidable



## Nevo ref. NE06P-LD

LED / DIMMABLE

**LAMPSHADE TULIPA**  
Painted stainless steel  
Acero inoxidable pintado

One color to choose  
Un color a elegir



CUSTOM COLOR

Steel gloss nickel-plated and stainless steel  
Acero niquel-satinado y acero inoxidable

Inside diffuser  
Difusor interno

**SUPPORT SOPORTE**  
Steel gloss nickel-plated and stainless steel  
Acero niquel-satinado y acero inoxidable

**MOUNTING OPTIONS OPCIONES DE INSTALACIÓN**

Wall lamp  
Aplique

**LIGHT SOURCE BUILT-IN FUENTE DE LUZ INCLUIDA**

230V - 50Hz

8W 2700K 960lm built-in

upon request 3000K 1067lm

Dimming system PHASE CUT

This product contains a light source of energy efficiency class **D**

Este producto contiene una fuente luminosa de la clase de eficiencia energética **D**



100 - 277V - 60Hz

8W 2700K 960lm built-in

upon request 3000K 1067lm

Dimming system PHASE CONTROL and 0-10V [only 120Vac TRIAC Dimmers]

**NET WEIGHT PESO NETO**


1,2kg | 2,6lb



36x36x31 cm  
14,2x14,2x12,2 in  
1,8kg | 4lb



Certifications:



38cm | 14,9in

## Nevo ref. NE06

**LAMPSHADE TULIPA**  
Painted stainless steel  
Acero inoxidable pintado

One color to choose  
Un color a elegir



CUSTOM COLOR

Steel gloss nickel-plated and stainless steel  
Acero niquel-satinado y acero inoxidable

**SUPPORT SOPORTE**  
Steel gloss nickel-plated and stainless steel  
Acero niquel-satinado y acero inoxidable

**MOUNTING OPTIONS OPCIONES DE INSTALACIÓN**

Wall lamp  
Aplique

**RECOMMENDED BULBS BOMBILLAS RECOMENDADAS**

230V - 50Hz

E14 LED Vintage - Max. 2x7 W

120V - 60Hz

E12 LED - Max. 2x7 W

**NET WEIGHT PESO NETO**

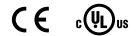
1,1kg | 2,4lb



36x36x31 cm  
14,2x14,2x12,2 in  
2,2kg | 4,8lb



Certifications:



## Nevo ref. NE06-LD

LED / DIMMABLE

**LAMPSHADE TULIPA**  
Painted stainless steel  
Acero inoxidable pintado

One color to choose  
Un color a elegir



CUSTOM COLOR

Steel gloss nickel-plated and stainless steel  
Acero niquel-satinado y acero inoxidable

Inside diffuser  
Difusor interno

**SUPPORT SOPORTE**  
Steel gloss nickel-plated and stainless steel  
Acero niquel-satinado y acero inoxidable

**MOUNTING OPTIONS OPCIONES DE INSTALACIÓN**

Wall lamp  
Aplique

**LIGHT SOURCE BUILT-IN FUENTE DE LUZ INCLUIDA**

230V - 50Hz

8W 2700K 960lm built-in

upon request 3000K 1067lm

Dimming system PHASE CUT

This product contains a light source of energy efficiency class **D**

Este producto contiene una fuente luminosa de la clase de eficiencia energética **D**



100 - 277V - 60Hz

8W 2700K 960lm built-in

upon request 3000K 1067lm

Dimming system PHASE CONTROL and 0-10V [only 120Vac TRIAC Dimmers]

**NET WEIGHT PESO NETO**

1,4kg | 3,1lb



36x36x31 cm  
14,2x14,2x12,2 in  
2,2kg | 4,8lb




Certifications:





## Onn ref. ON06



**LAMPSHADE TULIPA**  
Painted stainless steel  
Acero inoxidable pintado

One color: white  
Un color: blanco



**SUPPORT SOPORTE**  
Painted steel  
Acero pintado

**MOUNTING OPTIONS  
OPCIONES DE  
INSTALACIÓN**  
Wall & ceiling lamp  
Aplique & plafón

**RECOMMENDED BULBS  
BOMBILLAS RECOMENDADAS**  
230V - 50Hz

E27 LED Vintage- Max. 1x8 W

120V - 60Hz

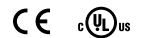
E26 LED - Max. 1x8 W

**NET WEIGHT  
PESO NETO**  
3kg | 6,6lb

46x52x30 cm  
18,1x20,5x11,8 in  
4,4kg | 9,7lb




Certifications:




LED

## Onn ref. ON06-LD



**LAMPSHADE TULIPA**  
Painted stainless steel  
Acero inoxidable pintado

One color: white  
Un color: blanco



Inside diffuser  
Difusor interno

**SUPPORT SOPORTE**  
Painted steel  
Acero pintado

**MOUNTING OPTIONS  
OPCIONES DE  
INSTALACIÓN**  
Wall lamp  
Aplique

**LIGHT SOURCE BUILT-IN  
FUENTE DE LUZ INCLUIDA**

230V - 50Hz

15W 2700K 2860lm built-in  
upon request 3000K 2945lm

Dimming system: PHASE CUT /  
upon request DALI/ Switch DIM

This product contains  
a light source of energy  
efficiency class **E**  
Este producto contiene una  
fuente luminosa de la clase  
de eficiencia energética **E**



100 - 277V - 60Hz

15W 2700K 2860lm built-in  
upon request 3000K 2945lm

Dimming system PHASE CONTROL and 0-10V  
(only 120Vac TRIAC Dimmers)

**NET WEIGHT  
PESO NETO**  
3,5kg | 7,7lb

46x52x30 cm  
18,1x20,5x11,8 in  
4,4kg | 9,7lb



Certifications:




## Onn ref. ON06G



**LAMPSHADE TULIPA**  
Painted stainless steel  
Acero inoxidable pintado

One color: white  
Un color: blanco



**SUPPORT SOPORTE**  
Painted steel  
Acero pintado

**MOUNTING OPTIONS  
OPCIONES DE  
INSTALACIÓN**  
Wall lamp  
Aplique

**RECOMMENDED BULBS  
BOMBILLAS RECOMENDADAS**  
230V - 50Hz

E27 LED Vintage- Max. 3x8 W

120V - 60Hz

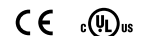
E26 LED - Max. 3x8 W

**NET WEIGHT  
PESO NETO**  
7kg | 15,4lb

71x71x32 cm  
28x28x12,6 in  
8kg | 17,6lb



Certifications:



LED

**Planum** ref. PM06R-LD

LED / DIMMABLE

96x96cm | 37,8 x37,8 in



**LAMPSHADE TULIPA**  
Painted stainless steel  
Acero inoxidable pintado

**SUPPORT SOPORTE**  
Stainless steel  
Acero inoxidable

**LIGHT SOURCE BUILT-IN**  
FUENTE DE LUZ INCLUIDA

**NET WEIGHT**  
PESO NETO

One color to choose  
Un color a elegir



BL G

CUSTOM COLOR

**MOUNTING OPTIONS**  
OPCIONES DE INSTALACIÓN  
Wall & ceiling lamp  
Aplique & plafón

230V - 50Hz  
34W 2700K 7272lm built-in

upon request 3000K 7560lm

Dimming system: PHASE CUT /  
upon request DALI/ Switch DIM

This product contains  
a light source of energy  
efficiency class **C**  
Este producto contiene una  
fuente luminosa de la clase  
de eficiencia energética **C**



102x102x13 cm  
40,1x40,1x5,1 in  
10kg | 22lb



Certifications:



LED

**Planum** ref. PM06PR-LD

LED / DIMMABLE

47cm | 18,5 in



96cm | 37,8 in

8cm | 3,1 in

**LAMPSHADE TULIPA**  
Painted stainless steel  
Acero inoxidable pintado

**SUPPORT SOPORTE**  
Stainless steel  
Acero inoxidable

**LIGHT SOURCE BUILT-IN**  
FUENTE DE LUZ INCLUIDA

**NET WEIGHT**  
PESO NETO

One color to choose  
Un color a elegir



BL G

CUSTOM COLOR

**MOUNTING OPTIONS**  
OPCIONES DE INSTALACIÓN  
Wall & ceiling lamp  
Aplique & plafón

230V - 50Hz  
17W 2700K 3636lm built-in

upon request 3000K 3780lm

Dimming system: PHASE CUT /  
upon request DALI/ Switch DIM

This product contains  
a light source of energy  
efficiency class **C**  
Este producto contiene una  
fuente luminosa de la clase  
de eficiencia energética **C**



Certifications:

**Tati** ref. TA06

**RECOMMENDED BULBS**  
BOMBILLAS RECOMENDADAS

**NET WEIGHT**  
PESO NETO

19cm | 7,5in



23cm | 9in

15cm | 5,9 in

**LAMPSHADE TULIPA**  
Painted stainless steel  
Acero inoxidable pintado

**SUPPORT SOPORTE**  
Stainless steel  
Acero inoxidable


230V - 50Hz

G9 LED - Max. 2x4 W



25x35x17 cm  
13,7x9,8x6,7 in  
1kg | 2,2lb

One color to choose  
Un color a elegir



BL BE G T

CUSTOM COLOR

**MOUNTING OPTIONS**  
OPCIONES DE INSTALACIÓN  
Wall lamp  
Aplique


120V - 60Hz

G9 LED - Max. 2x4 W



Certifications:





## Tati ref. TA06-LD

LED / DIMMABLE

**LAMPSHADE TULIPA**  
Painted stainless steel  
Acero inoxidable pintado

**SUPPORT SOPORTE**  
Steel gloss nickel-plated  
and stainless steel  
Acero niquel-satinado  
y acero inoxidable

**LIGHT SOURCE BUILT-IN  
FUENTE DE LUZ INCLUIDA**  
230V - 50Hz

**NET WEIGHT  
PESO NETO**  
0,7kg | 1,5lb

One color to choose  
Un color a elegir



CUSTOM  
COLOR

Steel gloss nickel-plated  
and stainless steel  
Acero niquel-satinado  
y acero inoxidable

**MOUNTING OPTIONS  
OPCIONES DE  
INSTALACIÓN**  
Wall lamp  
Aplique

8W 2700K 960lm built-in  
upon request 3000K 1067lm  
Dimming system PHASE CUT

This product contains  
a light source of energy  
efficiency class **D**  
Este producto contiene una  
fuente luminosa de la clase  
de eficiencia energética **D**



25x35x17 cm  
13,7x9,8x6,7 in  
1kg | 2,2lb




100 - 277V - 60Hz

8W 2700K 960lm built-in  
upon request 3000K 1067lm

Dimming system PHASE CONTROL and 0-10V  
[only 120Vac TRIAC Dimmers]

Certifications:



## Tati ref. TA06P

**LAMPSHADE TULIPA**  
Painted stainless steel  
Acero inoxidable pintado

**SUPPORT SOPORTE**  
Steel gloss nickel-plated  
and stainless steel  
Acero niquel-satinado  
y acero inoxidable

**RECOMMENDED BULBS  
BOMBILLAS RECOMENDADAS**

**NET WEIGHT  
PESO NETO**  
0,8kg | 1,8lb

One color to choose  
Un color a elegir



CUSTOM  
COLOR

Steel gloss nickel-plated  
and stainless steel  
Acero niquel-satinado  
y acero inoxidable

**MOUNTING OPTIONS  
OPCIONES DE  
INSTALACIÓN**  
Wall lamp  
Aplique

230V - 50Hz

G9 LED - Max. 1x4 W

120V - 60Hz

G9 LED - Max. 1x4 W

36x36x31 cm  
14,2x14,2x12,2 in  
1kg | 2,2lb



Certifications:



## Tati ref. TA06P-LD

LED / DIMMABLE

**LAMPSHADE TULIPA**  
Painted stainless steel  
Acero inoxidable pintado

**SUPPORT SOPORTE**  
Steel gloss nickel-plated  
and stainless steel  
Acero niquel-satinado  
y acero inoxidable

**LIGHT SOURCE BUILT-IN  
FUENTE DE LUZ INCLUIDA**  
230V - 50Hz

**NET WEIGHT  
PESO NETO**  
1,2kg | 2,6lb

One color to choose  
Un color a elegir



CUSTOM  
COLOR

Steel gloss nickel-plated  
and stainless steel  
Acero niquel-satinado  
y acero inoxidable

**MOUNTING OPTIONS  
OPCIONES DE  
INSTALACIÓN**  
Wall lamp  
Aplique

8W 2700K 960lm built-in  
upon request 3000K 1067lm  
Dimming system PHASE CUT

This product contains  
a light source of energy  
efficiency class **D**  
Este producto contiene una  
fuente luminosa de la clase  
de eficiencia energética **D**



36x36x31 cm  
14,2x14,2x12,2 in  
1,5kg | 3,3lb



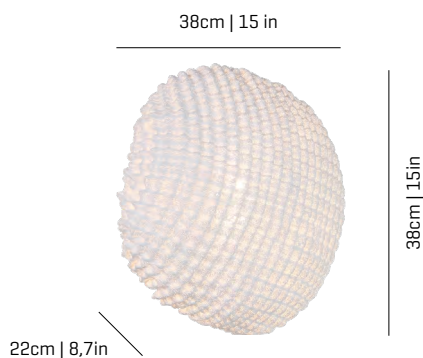
100 - 277V - 60Hz

8W 2700K 960lm built-in  
upon request 3000K 1067lm

Dimming system PHASE CONTROL and 0-10V  
[only 120Vac TRIAC Dimmers]

Certifications:

## Tati ref. TA06G



**LAMPSHADE TULIPA**  
Painted stainless steel  
Acero inoxidable pintado

One color to choose  
Un color a elegir



CUSTOM  
COLOR

Steel gloss nickel-plated  
and stainless steel  
Acero niquel-satinado  
y acero inoxidable

**SUPPORT SOPORTE**  
Steel gloss nickel-plated  
and stainless steel  
Acero niquel-satinado  
y acero inoxidable

**MOUNTING OPTIONS  
OPCIONES DE  
INSTALACIÓN**

Wall lamp  
Aplique

**RECOMMENDED BULBS  
BOMBILLAS RECOMENDADAS**

230V - 50Hz

E14 LED Vintage - Max. 2x7 W

120V - 60Hz

E12 LED - Max. 2x7 W

**NET WEIGHT  
PESO NETO**

1kg | 2,2lb



52x47x31 cm  
20,5x18,5x12,2 in  
2,4kg | 5,3lb

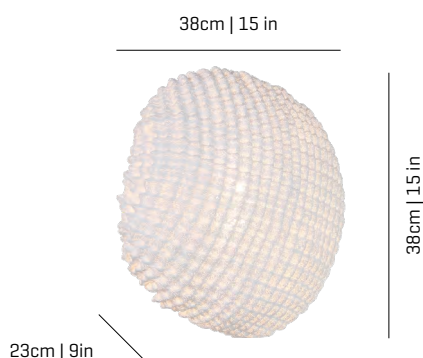


Certifications:



LED

## Tati ref. TA06G-LD



**LAMPSHADE TULIPA**  
Painted stainless steel  
Acero inoxidable pintado

One color to choose  
Un color a elegir



CUSTOM  
COLOR

Steel gloss nickel-plated  
and stainless steel  
Acero niquel-satinado  
y acero inoxidable

**SUPPORT SOPORTE**  
Steel gloss nickel-plated  
and stainless steel  
Acero niquel-satinado  
y acero inoxidable

**MOUNTING OPTIONS  
OPCIONES DE  
INSTALACIÓN**

Wall lamp  
Aplique

**LED / DIMMABLE**

**LIGHT SOURCE BUILT-IN  
FUENTE DE LUZ INCLUIDA**

230V - 50Hz

8W 2700K 960lm built-in  
upon request 3000K 1067lm

Dimming system PHASE CUT

This product contains  
a light source of energy  
efficiency class **D**  
Este producto contiene una  
fuente luminosa de la clase  
de eficiencia energética **D**



100 - 277V - 60Hz

8W 2700K 960lm built-in  
upon request 3000K 1067lm

Dimming system PHASE CONTROL and 0-10V  
(only 120Vac TRIAC Dimmers)

**NET WEIGHT  
PESO NETO**

1,4kg | 3,1lb



52x47x31 cm  
20,5x18,5x12,2 in  
2,4kg | 5,3lb



Certifications:



LED

## Venus ref. VE06



**LAMPSHADE TULIPA**  
Painted stainless steel  
Acero inoxidable pintado

One color to choose  
Un color a elegir



CUSTOM  
COLOR

Steel gloss nickel-plated  
and stainless steel  
Acero niquel-satinado  
y acero inoxidable

**SUPPORT SOPORTE**  
Painted steel in the  
same color that  
lampshade  
Acero pintado en el  
mismo color que la  
tulipa

**MOUNTING OPTIONS  
OPCIONES DE  
INSTALACIÓN**

Wall lamp  
Aplique

**LED / DIMMABLE**

**LIGHT SOURCE BUILT-IN  
FUENTE DE LUZ INCLUIDA**

230V - 50Hz

4W 2700K 1060lm built-in  
Dimming system PHASE CUT

This product contains  
a light source of energy  
efficiency class **D**  
Este producto contiene una  
fuente luminosa de la clase  
de eficiencia energética **D**



100 - 277V - 60Hz

4W 2700K 1060lm built-in

Dimming system PHASE CONTROL and 0-10V  
(only 120Vac TRIAC Dimmers)

**NET WEIGHT  
PESO NETO**

1,6kg | 3,5lb



44x44x20 cm  
17,3x17,3x7,9 in  
2,6kg | 5,7lb



Certifications:




# ACCESORIOS ACCESSORIES

CANOPY & PIECE TO MOVE THE ELECTRIC CABLE | FLORÓN & PIEZA PARA DESPLAZAMIENTO DE CABLE ELÉCTRICO



PIECE TO HOLD  
THE STEEL CABLE  
PIEZA PARA SUJECIÓN  
DE CABLE DE ACERO

REF. PIEZA004



PIECE TO MOVE  
THE ELECTRIC CABLE  
PIEZA PARA DESPLAZAMIENTO  
DE CABLE ELÉCTRICO

REF. PIEZA002

FINISH IN BLACK COLOR  
ACABADO EN COLOR NEGRO

REF. PIEZA006

Option for luminaires  
with electric cable only  
Opción para luminarias  
solamente con cable eléctrico

Option for luminaires with  
electric and steel cable  
Opción para luminarias con  
cable eléctrico y de acero

## CANOPY | FLORÓN

### Canopy small Ø80mm Florón pequeño Ø80mm

Finishing nickel-plated  
Acabado níquel satinado

Maximum 3 outputs  
Máximo 3 salidas

Ref. CAN8



### Canopy medium Ø120mm Florón mediano Ø120mm

Finishing nickel-plated  
Acabado níquel satinado

Maximum 8 outputs  
Máximo 8 salidas

Ref. CAN12



Type 1 Tipo 1

One side output  
Salida por el lateral  
hacia un lado



Type 2 Tipo 2

Around side output  
Salida lateral alrededor



Type 3 Tipo 3

Downward output  
Salida hacia abajo



Finishing black matt  
Acabado negro mate

For compositions  
with black cable  
Para composiciones  
con cable negro

### Canopy large Ø142mm Florón grande Ø142mm

Finishing nickel-plated  
Acabado níquel satinado

Maximum 16 outputs  
Máximo 16 salidas

Ref. CAN14



Output number Número de salidas

From 2 to 16 Desde 2 hasta 16

For a larger number of outputs, consult with us  
Para un mayor número de salidas, consúltenos

### Canopy recessed Florón empotrado

Finishing matt white  
or matt black

Acabado blanco mate  
o negro mate

Ref. CAN-BL

Ref. CAN-N



Ref. CAN-BL



Ref. CAN-N

## LIGHT BULBS | BOMBILLAS

BASE	DESCRIPCIÓN	W	T (Kelvin)	REF.
E27 LED	Standard vintage Ø60mm	6	2700K 3000K	ELEC0907 ELEC0908
	Standard Dimmable vintage Ø60mm	6	2700K	ELEC0700
	Standard vintage Ø60mm	10	2700K	ELEC2201
E14 LED Round	Round Vintage	4	2700K	ELEC0689
G9 LED	LED bi-pin 230V	4	2700K 3000K	ELEC0703 ELEC0655

Ecodesign standards for lighting products are mandatory for all manufacturers and importers who intend to market their products in the EU.  
As of September 1, 2021, Regulation (EU) 2019/2020 establishing eco-design requirements for light sources and independent control mechanisms repeals and replaces  
Regulations (EC) No 244/2009, (EC) No 244/2009, (EC) No 245/2009 and (EU) No 1194/2012.

Las normas de diseño ecológico para los productos de iluminación son obligatorias para todos los fabricantes e importadores que pretendan comercializar sus productos en la UE.  
Desde el 1 de septiembre de 2021, el Reglamento (UE) 2019/2020 por el que se establecen requisitos de diseño ecológico para las fuentes luminosas y los mecanismos de control independientes deroga y sustituye  
los Reglamentos (EC) No 244/2009, (CE) n.º 244/2009, (CE) n.º 245/2009 y (UE) n.º 1194/2012.



Headquarters:  
Calor Color S.L.  
C/ Castiñeiras 108A.  
15895 O Milladoiro, A Coruña, Spain.  
T. +34 981 814 600

[info@a-emotionallight.com](mailto:info@a-emotionallight.com)  
[www.a-emotionallight.com](http://www.a-emotionallight.com)

a by emotional light inc.  
54 W. 40th St. Suite 816 New York, NY 10018 USA  
T. +1 323 599 6363

©2022 Calor Color S.L.  
All rights reserved.  
Legal deposit:  
Printed by Agencia Gráfica. Santiago de Compostela. Spain.

