

**a**

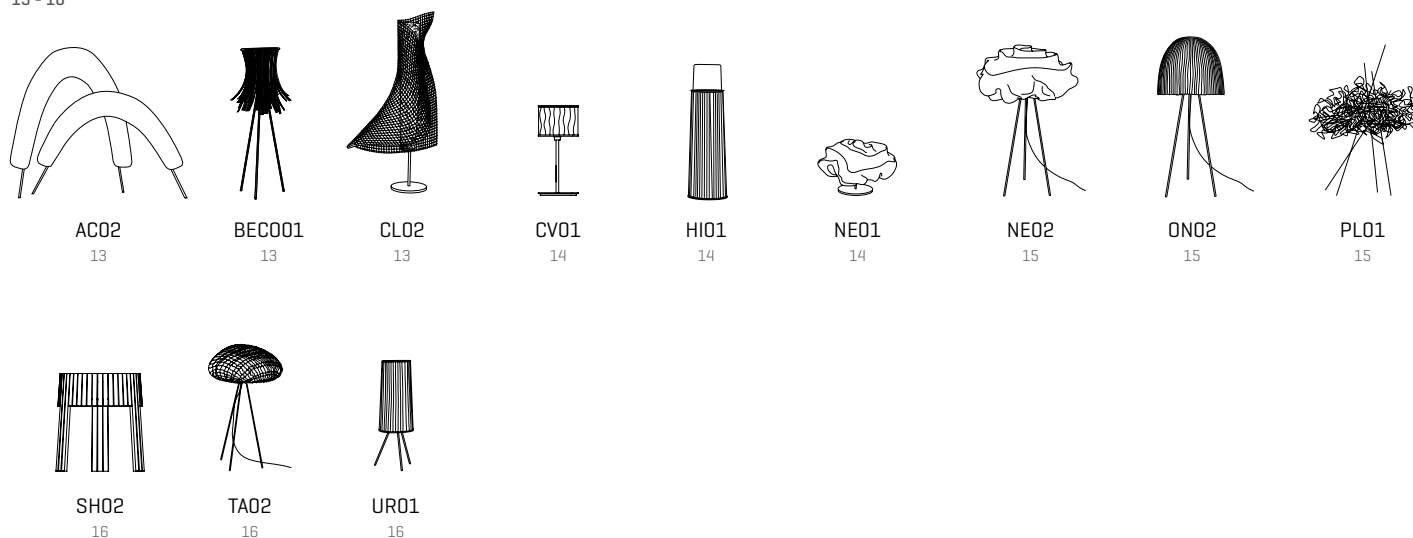
by **arturo alvarez**

**a**

by **arturo alvarez**


# INDEX ÍNDICE

## TABLE LAMPS | LÁMPARAS DE MESA 13 - 16

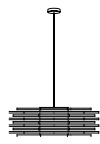


## FLOOR LAMPS | LÁMPARAS DE PIE 18 - 22





AI04  
23



AR04  
24



BAPI04  
24-25



BARE04  
25



BALA04  
26



BEC004  
26-27



BL04  
27



CA04A  
27-28



CA04B  
28



CA04AG  
29



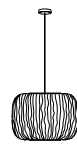
COCY04  
30



COGA04  
31



CORE04  
31



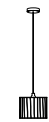
COSE04  
31-32



COAU04  
32



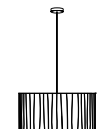
COAU04G  
33



CV04-1  
33



CV04  
34



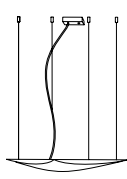
CV04G  
34



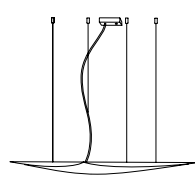
FL04  
34



GE04  
35



KT04-LD  
35



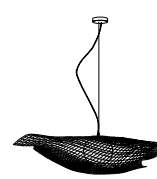
KT04G-LD  
36



LS04  
36



LS04G  
37



MY04  
37



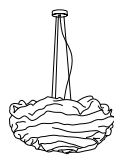
MY04G  
38



NE04-1  
38



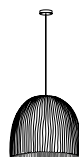
NE04  
39



NE04G  
39



ON04-1  
39-40



ON04  
40



ON04G  
41



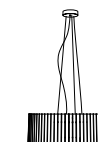
PL04  
41



PL04G  
42



SH04-1-LD  
42



SH04-LD  
42



TA04-1  
43



TA04  
43



TA04G  
44



TEAN04  
44



TEVI04  
45



TN04  
45-46



TN04G  
46



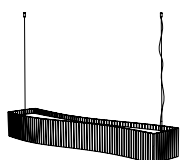
UR104  
47



UR204  
47-48



UR304  
48



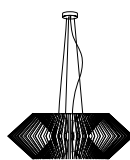
UX04-LD  
49



VG04A  
49



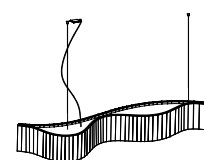
VG04B  
50



VV04  
50



VV04G  
51

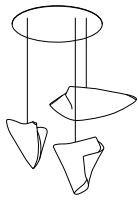


VN04-LD  
51



WD04  
51

COMPOSITIONS | COMPOSICIONES  
52 - 58



BA04-3  
52




CA04A-3  
52



CA04AB-3  
53




CA04A-4  
53




CA04A-6  
53



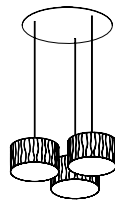
C004-3  
54




C004-5  
54



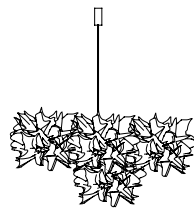
C004-10  
54



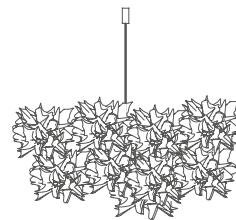
CV04C-3  
55



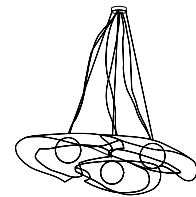
CV04-7  
55




FL04-4  
55



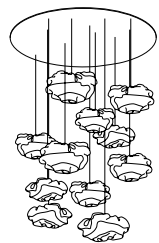
FL04-16  
56



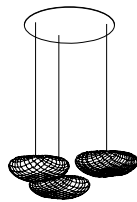
MY04-3  
56



NE04-6  
56




NE04-11  
57




TA04-3  
57



TA04-5  
57



TA04-10  
58



TN04-5  
58



UR04-3  
58

WALL & CEILING LAMPS | APLIQUES Y PLAFONES  
59 - 69



BA06  
59



BL06  
60



CR06  
60



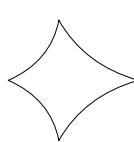
CV06  
61



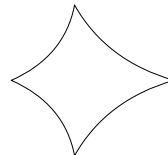
GE06  
61



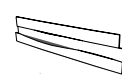
KL06  
62




KT06-LD  
62



KT06G-LD  
63



LI06  
63



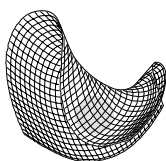
LI06G  
63-64



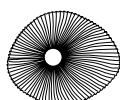
NE06P  
64-65



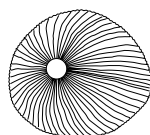
NE06  
65




MY06  
64



ON06  
66



ON06G  
66



PM06R-LD  
67



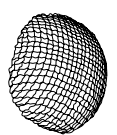
PM06PR-LD  
67



TA06  
67-68



TA06P  
68



TA06G  
69

## 1 Painted stainless steel mesh Malla de acero inoxidable pintada

The stainless steel mesh is a cold industrial material that Arturo Álvarez, through manual techniques converted into lamps. The physical characteristics of these materials allows through methods developed by Arturo Álvarez, they can be folded, molded and cut resulting in creative freedom designs. The paint finish adds to this resistant and compact material a greater durability and facilitates its maintenance and cleaning.

**Colors & codes:** White [BL], beige [BE], grey [G], taupe [T].

**NCS Code:** White [S 0500-N], beige [S 3020-Y30R], grey [S 2500-N], taupe [S 3005-Y80R].

**Collections:** Africa, Ballet, Coral, Cors, Gea, Hipatia, Kala, Kite, Luisa, Nevo, Onn, Planum, Tati, Tempo, Virginia. Clara and Mytilus only available in white.

La malla de acero inoxidable es un material frío de carácter industrial que Arturo Álvarez, a través de técnicas manuales convierte en lámparas. Las características físicas de este material permite que a través de métodos desarrollados por Arturo Álvarez, se pueda plegar, moldear y cortar consiguiendo libertad creativa en los diseños. El acabado de pintura suma a este material resistente y compacto una mayor durabilidad y facilita su mantenimiento y limpieza.

**Colores y códigos:** Blanco [BL], beige [BE], gris [G], topo [T].

**Código NCS:** Blanco [S 0500-N], beige [S 3020-Y30R], gris [S 2500-N], topo [S 3005-Y80R].

**Colecciones:** Africa, Ballet, Coral, Cors, Gea, Hipatia, Kala, Kite, Luisa, Nevo, Onn, Planum, Tati, Tempo, Virginia. Clara y Mytilus solo disponibles en blanco.

## 2 Plywood Tablero marino

Available in yellow, white and wenge the plywood is used in a different way. Showing the internal face of this material, we create designs where the light is stained by the laminate of the wood. Its characteristics make maintenance easy and present a long durability.

**Colors & codes:** White [B], yellow [AM], wengue [WE].

**Collections:** Shio, Uxi.

Disponible en amarillo, blanco y wengué el tablero marino se utiliza de una manera diferente. Mostrando la cara interna de este material, creamos diseños donde la luz queda teñida por el propio laminado de la madera. Sus características hacen que su mantenimiento sea sencillo y presente una larga durabilidad.

**Colores y códigos:** Blanco [B], amarillo [AM], wengué [WE].

**Colecciones:** Shio, Uxi.

## 4 Painted stainless steel thread Hilo de acero inoxidable

The stainless steel thread interlaced and embroidered on itself, creates random, light, seemingly fragile volumes, but durable thanks to the sturdiness that paint finish brings.

**Colors & codes:** White [B].

**Collections:** Blum, Pili.

El hilo de acero inoxidable entrelazado y embrollado sobre sí mismo, crea volúmenes aleatorios, ligeros, aparentemente frágiles, pero resistentes gracias a la dureza que le aporta la pintura.

**Colores y códigos:** Blanco [B].

**Colecciones:** Blum, Pili.

## 3 Cellulose cord Cordón de celulosa

The pressed cellulose cord is a pleasant texture material and has a wide range of colors. This medium flammability component is obtained from pressed cellulose and is molded using its own techniques. Due to its physical characteristics it is not recommended to wet the material for cleaning.

**Colors & codes:** White [42], grey [43], red [46], brown [47], gold yellow [48], medium brown [49], beige [50], green [51], blue [52].

**Collection:** Caos.

Arc only available in white.

El cordón de celulosa prensada es un material de agradable textura y que presenta una amplia gama de colores. Este componente de flamabilidad media se obtiene de celulosa prensada y a través de técnicas propias, se moldea. Debido a sus características físicas no se recomienda mojar el material para su limpieza.

**Colores y códigos:** Blanco [42], gris [43], rojo [46], marrón [47], amarillo oro [48], marrón medio [49], beige [50], verde [51], azul [52].

**Colección:** Caos.

Arc solo disponible en blanco.

## 5 Galvanized steel mesh Malla de acero galvanizado

The application of galvanized steel mesh is another example of a different use of the material. The malleability of this material and its hollow light allows it, through painting processes, to become a material with a delicate appearance but of high quality and durability.

**Color & code:** White [B].


**Collection:** Fluo.

La utilización de la malla de acero galvanizado es otro ejemplo de descontextualización de un material. La maleabilidad de este material y su hueco de luz permite que, a través de procesos de pintado, se convierta en un material con apariencia delicada pero de alta calidad y durabilidad.

**Color y código:** Blanco [B].

**Colección:** Fluo.




**1**






**2**



**3**



**5**



**4**



## 6 Glass Vidrio

Our semi-handmade glass presents irregular watermarks that gives personality to this material. This opalescent glass comes in a wide range of bright colors.

**Colors & codes:** White [02], sand [87], dark amber [89], brown [90], beige [95].

**Collections:** Curvas, Vento.

El carácter semiartesanal de nuestro vidrio presenta irregularidades en forma de aguas que dota de personalidad este material. Este vidrio opalescente se presenta en una amplia gama de colores brillantes.

**Colores y códigos:** Blanco [02], arena [87], ámbar oscuro [89], marrón [90], beige [95].

**Colecciones:** Curvas, Vento.

## 9 Ash wood Fresno

Ash wood is polyvalent and especially flexible. Its resistance make it a high quality material that, through manual processes, allows curved and durable finishes.

**Collection:** Aimei.

El fresno es una madera polivalente y especialmente flexible. Su resistencia lo convierte en un material de alta calidad que, a través de procesos manuales, permite acabados curvos y duraderos.

**Colección:** Aimei.

## 7 Pressed cellulose Celulosa prensada

The pressed cellulose, through a suitable refining process, is a highly flexible and moldable material. Resistant and high durable, it comes in a wide range of colors. Due to its physical characteristics it is not recommended to wet the material.

**Colors & codes:** White [42], grey [43], red [46], brown [47], gold yellow [48], medium brown [49], beige [50], green [51], blue [52].

**Collections:** Bety Eco, Li

La celulosa prensada, a través de un proceso de refinado adecuado, es un material altamente flexible y moldeable. Resistente y de alta durabilidad, se presenta en una amplia gama de colores. Por sus características físicas no se recomienda mojar el material.

**Colores y códigos:** Blanco [42], gris [43], rojo [46], marrón [47], amarillo oro [48], marrón medio [49], beige [50], verde [51], azul [52].

**Colecciones:** Bety Eco, Li.

## 10 Polypropylene strips Tiras de polipropileno

Through traditional basketmaking techniques, we make voluminous and light designs. This highly flexible, resistant and light material is used in strips that are woven among themselves. With an average degree of flammability, this component is easy to maintain.

**Color & code:** White [B].

**Collections:** Aros, Tina.

Mediante técnicas de cestería tradicional, realizamos diseños de gran volumen y ligereza. Este material altamente flexible, resistente y ligero se emplea en tiras que se tejen entre sí. Con un grado de flammabilidad media, este componente es de fácil mantenimiento.

**Color y código:** Blanco [B].

**Colecciones:** Aros, Tina.

## 8 Birch wood Abedul

A material of high durability and easy maintenance. The birch wood is characterized by its light color and low contrast, allowing easy manual processing. The light that escapes between the wooden slats turns this material into a warm and elegant wood.

**Collection:** Woods.

Un material de alta durabilidad y fácil mantenimiento. La madera de abedul caracterizada por su color claro y su bajo contraste, permite un fácil procesado manual. La luz que escapa entre los listones de madera convierte este material en una madera cálida y elegante.

**Colección:** Woods.

## 11 Polycarbonate Policarbonato

Through plastic injection technology, this material is consistently made and is available in two colors. The personalized shape of each piece allows the realization of luminaires of large dimensions and easy maintenance

**Colors & codes:** White [B], black [N].

**Collection:** V.

Mediante la tecnología de inyección de plástico, se elabora este material consistente y disponible en dos colores. La rigidez y forma personalizada de cada pieza permite la realización de luminarias de grandes dimensiones y de fácil mantenimiento.

**Colores:** Blanco [B], negro [N].

**Colección:** V.




6



white  
02

7



white  
42



medium brown  
49

8



beige  
95




grey  
43




beige  
50

9



sand  
87



red  
46

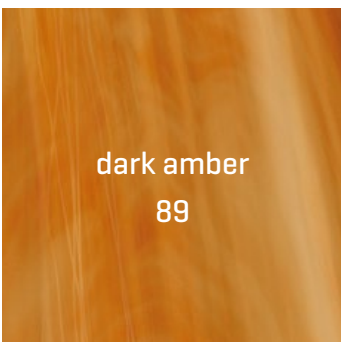


green  
51


10



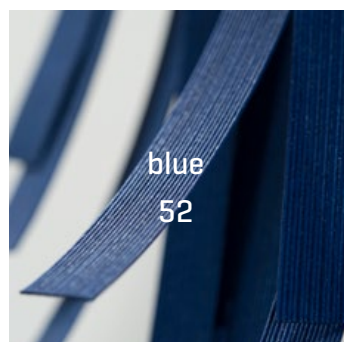
white  
B



dark amber  
89




brown  
47




blue  
52


11




white  
B



brown  
90



gold yellow  
48



black  
N

## AUTHENTICITY GUARANTEE | GARANTÍA DE AUTENTICIDAD

All lamps are labelled with an identification code and serial number. This fixture is an exclusive and authentic design of the company arturo alvarez. It is entirely handmade in Spain and passes strict quality controls before its entrance into the market.

All our lamps are totally handmade. The differences found in our luminaires and in the different materials used make them unique. Small differences between lamps are not a defect, it is a value because each one is a unique object. The indicated lampshade dimensions are only approximate, never exact.

Todas las lámparas salen con etiquetas que reflejan la referencia y número de serie. Esta lámpara es un diseño exclusivo y auténtico de la empresa arturo alvarez. Está producida y hecha totalmente a mano en España. Pasa estrictos controles de calidad antes de su salida al mercado.

Todas nuestras lámparas están hechas a mano. Las diferencias entre ellas y en los distintos materiales empleados convierten a cada lámpara en única. Pequeñas diferencias entre lámparas de una misma referencia no son un defecto, sino un valor, cada una es un objeto único. Las dimensiones de las tulipas indicadas son sólo aproximadas y nunca exactas.

## SYMBOL INDEX | ÍNDICE DE SÍMBOLOS



Awarded by Interior Design Magazine, New York  
Premio otorgado por la revista Interior Design de New York



The luminaires made of painted stainless steel mesh can be chosen by RAL or NCS code [see conditions]. Las luminarias realizadas en malla de acero inoxidable pintada podrán elegirse el color mediante código RAL o NCS [ver condiciones].



For North America, these items comply with the UL standard for luminaires under the UL file of arturo alvarez  
Para América del Norte, estos artículos cumplen con el estándar UL para luminarias bajo el archivo UL de arturo alvarez



Only for the USA, these items comply with the UL standard for luminaires under the UL file of arturo alvarez  
Solo para EE.UU., estos artículos cumplen con el estándar UL para luminarias bajo el archivo UL de arturo alvarez



As awarded by the International Interior Design Association (IIDA) and Hospitality Design magazine  
Premio otorgado por International Interior Design Association (IIDA) y la revista Hospitality Design



Fitting is legally approved and comply with the European Mark CE  
Luminaria homologada, cumple con la normativa CE



With ground devices  
Con toma de tierra



Double insulation and/or reinforced insulation in every part and without ground devices  
Doble aislamiento y/o aislamiento en cada parte y sin toma de tierra



As awarded by the Chicago Athenaeum Museum of Architecture and Design  
Premio otorgado por Chicago Athenaeum Museo de Arquitectura y Diseño



Luminaire to use with tungsten halogen bulbs with own protection shield  
Luminaria diseñada para usar lámparas halógenas de wolframio con pantalla de protección propia



The device is not suitable for installation on normally inflammable surface  
Aparato no adaptado para la instalación en superficies normalmente inflamables



According to Americans with Disabilities Act  
De acuerdo con la ley de discapacidades de los estadounidenses



Available with LED built-in technology  
Disponible con tecnología LED integrada

**DALI/Switch DIM**  
Digital Addressable Lighting Interface

Professional standard bidirectional regulation interface for lighting equipment control  
Interfaz profesional estándar de regulación bidireccional para control de equipos de iluminación

**PHASE CUT / PHASE CONTROL**  
Trailing & Leading

Regulation for small installations without adding additional control wiring.  
Regulación para instalaciones pequeñas sin necesidad de añadir cableado adicional de control.  
PHASE CUT - 230V  
PHASE CONTROL - 120V

**0-10V**  
only for 120V

Regulation of luminous flux between 0 and 10V [1-100%] through an analog signal.  
Regulación de flujo lumínico entre 0 y 10V [1-100%] a través de una señal analógica.

**TECHNICAL CATALOGUE**  
**CATÁLOGO TÉCNICO**

**TABLE LAMPS**  
**LÁMPARAS DE MESA**



LED

## Arc ref. AC02

### LAMPSHADE TULIPA

Cord  
Cordón

One color: white  
Un color: blanco



42

### SUPPORT SOPORTE

Stainless steel  
Acero inoxidable

### CABLE

Transparent  
Transparente  
L 200cm | 78,7in

### LIGHT SOURCE BUILT-IN FUENTE DE LUZ INCLUIDA

230V - 50Hz

STRIP 39,4W 3000K 2897lm

120V - 60Hz

STRIP 39,4W 3000K 2897lm

Energy efficiency: A+  
Eficiencia energética: A+

### NET WEIGHT PESO NETO

8kg | 17,6lb

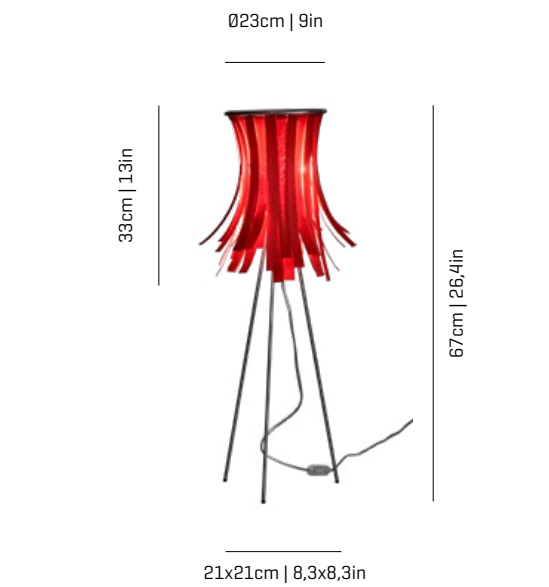


71x71x40 cm  
28x28x16 in

10kg | 22lb



Certifications:






## Bety Eco ref. BEC001

### LAMPSHADE TULIPA

Pressed Cellulose  
Celulosa prensada

One color to choose  
Un color a elegir



\*picture color: 46

\*color de la fotografía: 46

### SUPPORT SOPORTE

Stainless steel  
Acero inoxidable

### CABLE

Transparent  
Transparente  
L 200cm | 78,7in

Energy efficiency: A++ to E  
Eficiencia energética: A++ a E

### RECOMMENDED BULBS BOMBILLAS RECOMENDADAS

230V - 50Hz

E14 LED Vintage- Max. 1x7 W

E14 LED Standard- Max. 1x7 W

120V - 60Hz

E12 LED - Max. 1x7 W

### NET WEIGHT PESO NETO

1,5kg | 3,3lb

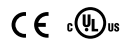


66x32x23 cm  
26x12,6x9,1 in

3kg | 6,6lb



Certifications:



LED

## Clara ref. CLO2

### LAMPSHADE TULIPA

Painted stainless steel  
Acero inoxidable pintado

One color: white  
Un color: blanco



BL

### SUPPORT SOPORTE

Stainless steel  
Acero inoxidable

### CABLE

Transparent  
Transparente  
L 200cm | 78,7in

### LIGHT SOURCE BUILT-IN FUENTE DE LUZ INCLUIDA

230V - 50Hz

24W 3000K 2527lm built-in  
upon request 2700K 2449lm

120-277V - 60Hz

24W 3000K 2527lm built-in  
upon request 2700K 2449lm

Energy efficiency: A  
Eficiencia energética: A

### NET WEIGHT PESO NETO

4,7kg | 10,4lb



48x90x30 cm  
18,9x35,4x11,8 in

10kg | 22lb



Certifications:



Ø15cm | 5,9in

11,5cm | 4,5in




33cm | 13in

## Curvas ref. CV01

### LAMPSHADE TULIPA

Glass  
Vidrio

One color to choose  
Un color a elegir



### SUPPORT SOPORTE

Painted steel  
and stainless steel  
Acero pintado y acero  
inoxidable

### CABLE

Transparent or black  
Transparente o negro  
L 120cm | 47,2in

### RECOMMENDED BULBS BOMBILLAS RECOMENDADAS

230V - 50Hz

- E14 LED Vintage- Max. 1x7 W
- E14 LED Standard- Max. 1x7 W

120V - 60Hz

- E12 LED - Max. 1x7 W

### NET WEIGHT PESO NETO

1,9kg | 4,2lb



46x24x25 cm  
17,7x9,4x9,8 in

2,6kg | 5,7lb



Certifications:



Energy efficiency: A++ to E  
Eficiencia energética: A++ a E

9cm | 3,5in



41cm | 16,1in

Ø12cm | 4,7in

LED

## Hipatia ref. HI01

### LAMPSHADE TULIPA

Painted stainless steel  
Acero inoxidable pintado

One color: white  
Un color: blanco



Portable Portátil

Includes remote control  
(reach 10m | 39,4in)  
Incluye mando a distancia  
(alcance 10m | 39,4in)

\*picture without charging base  
\*imagen sin base de carga

### SUPPORT SOPORTE

Painted steel  
and stainless steel  
Acero pintado y acero  
inoxidable

Functions Funciones  
ON / OFF / DIMMING

Autonomy Autonomía  
6h at 100%

In charge En carga  
8 / 10h

### CABLE

Wireless Inalámbrica

USB cable + charger included  
Incluye cable USB+cargador

### LIGHT SOURCE BUILT-IN FUENTE DE LUZ INCLUIDA

230V - 50Hz



3000K 247lm built-in  
Rechargeable battery  
5V - 2A - 5000mAh

120V - 60Hz



3000K 247lm built-in  
Rechargeable battery  
5V - 2A - 5000mAh

### NET WEIGHT PESO NETO

1kg | 2,2lb



46x24x25 cm  
18,1x9,4x9,8 in

1,4kg | 3,1lb



Certifications:



17cm | 6,7in



22cm | 8,7in

Ø 31cm | 12,2in

## Nevo ref. NE01

### LAMPSHADE TULIPA

Painted stainless steel  
Acero inoxidable pintado

One color to choose  
Un color a elegir



CUSTOM  
COLOR

Steel gloss nickel-plated  
and stainless steel  
Acero níquel-satinado y  
acero inoxidable

### SUPPORT SOPORTE

Painted steel  
and stainless steel  
Acero pintado  
y acero inoxidable

### CABLE

Transparent or black  
Transparente o negro  
L 120cm | 47,2in

Energy efficiency: A++ to E  
Eficiencia energética: A++ a E

### RECOMMENDED BULBS BOMBILLAS RECOMENDADAS

230V - 50Hz

- E14 LED Vintage- Max. 2x7 W
- E14 LED Standard- Max. 2x7 W

120V - 60Hz

- E12 LED - Max. 2x7 W

### NET WEIGHT PESO NETO

1,6kg | 3,5lb

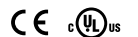



36x36x31 cm  
14,2x14,2x12,2 in

2,5kg | 5,5lb



Certifications:





## Nevo ref. NE02

### LAMPSHADE TULIPA

Painted stainless steel  
Acero inoxidable pintado

One color to choose  
Un color a elegir



CUSTOM  
COLOR

Steel gloss nickel-plated  
and stainless steel  
Acero niquel-satinado y  
acero inoxidable

### SUPPORT SOPORTE

Painted steel  
and stainless steel  
Acero pintado  
y acero inoxidable

### CABLE

Transparent or black  
Transparente o negro  
L 200cm | 78,7in

Energy efficiency: A++ to E  
Eficiencia energética: A++ a E

### RECOMMENDED BULBS BOMBILLAS RECOMENDADAS

230V - 50Hz

- E14 LED Vintage- Max. 2x7 W
- E14 LED Standard- Max. 2x7 W

120V - 60Hz

- E12 LED - Max. 2x7 W

### NET WEIGHT PESO NETO

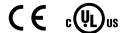
2kg | 4,4lb



60x60x33 cm  
23,6x23,6x13 in  
4kg | 8,8lb



Certifications:



## Onn ref. ON02

### LAMPSHADE TULIPA

Painted stainless steel  
Acero inoxidable pintado

One color to choose  
Un color a elegir



CUSTOM  
COLOR

Steel gloss nickel-plated  
and stainless steel  
Acero niquel-satinado y  
acero inoxidable

### SUPPORT SOPORTE

Painted steel  
and stainless steel  
Acero pintado  
y acero inoxidable

### CABLE

Transparent or black  
Transparente o negro  
L 200cm | 78,7in

Energy efficiency: A++ to E  
Eficiencia energética: A++ a E

### RECOMMENDED BULBS BOMBILLAS RECOMENDADAS

230V - 50Hz

- E14 LED Vintage- Max. 2x7 W
- E14 LED Standard- Max. 2x7 W

120V - 60Hz

- E12 LED - Max. 2x7 W

### NET WEIGHT PESO NETO


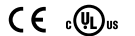
3,5kg | 7,7lb



60x60x33 cm  
23,6x23,6x13 in  
4,5kg | 9,9lb



Certifications:



## LED Pili ref. PL01

### LAMPSHADE TULIPA

Painted stainless steel  
thread  
Hilo de acero inoxidable  
pintado

Color: white  
Color: blanco



B

### SUPPORT SOPORTE

Stainless steel  
Acero inoxidable

Dimmable  
Regulable

### CABLE

Transparent  
Transparente  
L 200cm | 78,7in

### LIGHT SOURCE BUILT-IN FUENTE DE LUZ INCLUIDA

230V - 50Hz

- 2,1W 2700K 240lm built-in

120V - 60Hz

- 2,1W 2700K 240lm built-in

Energy efficiency: A+  
Eficiencia energética: A+

### NET WEIGHT PESO NETO


0,5kg | 1,1lb



60x60x21 cm  
23,6x23,6x8,3 in  
2,6kg | 5,7lb



Certifications:





## Shio ref. SH02

### LAMPSHADE TULIPA

Plywood  
Tablero marino  
Painted steel  
Acero pintado

One color to choose  
Un color a elegir



Top and bottom diffuser  
Difusor superior e inferior

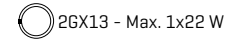
### CABLE

Transparent or black  
Transparente o negro  
L 200cm | 78,7in

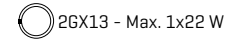
Energy efficiency: A+ to B  
Eficiencia energética: A+ a B

### RECOMMENDED BULBS BOMBILLAS RECOMENDADAS

230V - 50Hz



120V - 60Hz



### NET WEIGHT PESO NETO

3kg | 6,6lb



47x47x63 cm  
18,5x18,5x24,8 in  
5kg | 11lb



Certifications:



## Tati ref. TA02

### LAMPSHADE TULIPA

Painted stainless steel  
Acero inoxidable pintado

One color to choose  
Un color a elegir



CUSTOM  
COLOR

Steel gloss nickel-plated  
and stainless steel  
Acero niquel-satinado y  
acero inoxidable

### SUPPORT SOPORTE

Stainless steel  
Acero inoxidable

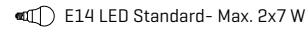
### CABLE

Transparent or black  
Transparente o negro  
L 200cm | 78,7in

Energy efficiency: A++ to E  
Eficiencia energética: A++ a E

### RECOMMENDED BULBS BOMBILLAS RECOMENDADAS

230V - 50Hz



120V - 60Hz



### NET WEIGHT PESO NETO

1,6kg | 3,5lb



60x60x33 cm  
23,6x23,6x13 in  
4kg | 8,8lb



Certifications:




## Ura ref. UR01

### LAMPSHADE TULIPA

Painted stainless steel  
Acero inoxidable pintado

One color to choose  
Un color a elegir



CUSTOM  
COLOR

### SUPPORT SOPORTE

Stainless steel  
Acero inoxidable

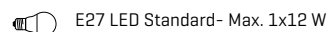
### CABLE

Transparent or black  
Transparente o negro  
L 120cm | 47,2in

Energy efficiency: A++ to E  
Eficiencia energética: A++ a E

### RECOMMENDED BULBS BOMBILLAS RECOMENDADAS

230V - 50Hz



120V - 60Hz



### NET WEIGHT PESO NETO

1kg | 2,2lb



66x32x23 cm  
26x12,6x9,1 in  
1,8kg | 3,9lb



Certifications:





**FLOOR LAMPS**  
**LÁMPARAS DE PIE**

Ø 143cm | 56,3in



220cm | 86,6in

## Africa ref. AF03

### LAMPSHADE TULIPA

Painted stainless steel  
Acero inoxidable pintado

One color to choose  
Un color a elegir



CUSTOM  
COLOR

### RECOMMENDED BULBS BOMBILLAS RECOMENDADAS

230V - 50Hz

E27 LED Vintage- Max. 3x12 W

E27 LED Standard- Max. 3x12 W

120V - 60Hz

E26 LED - Max. 3x12 W

### NET WEIGHT PESO NETO

60kg | 132,7lb



154x153x240 cm  
60,6x60,2x94,5 in

272kg | 600lb



Certifications:



Transport not included,  
price upon request.  
Transporte no incluido,  
consultar precio.

### SUPPORT SOPORTE

Stainless steel  
and painted steel  
Acero inoxidable  
y acero pintado

### CABLE

Transparent or black  
Transparente o negro  
L 250cm | 98,4in

Energy efficiency: A++ to E  
Eficiencia energética: A++ a E



135x60cm | 53,1x23,6in

185cm | 72,8in

## LED Arc ref. AC03

### LAMPSHADE TULIPA

Cord Cordon

One color: white  
Un color: blanco



42

### LIGHT SOURCE BUILT-IN FUENTE DE LUZ INCLUIDA

230V - 50Hz

STRIP 95W 4000K 6850lm built-in

100-240V - 60Hz

STRIP 95W 4000K 6850lm built-in

### NET WEIGHT PESO NETO

15kg | 33,1lb



54x160x210 cm  
21,3x63x82,7 in

167kg | 368lb



Certifications:



Transport not included,  
price upon request.  
Transporte no incluido,  
consultar precio.


### SUPPORT SOPORTE

Painted steel  
Acero pintado

### CABLE

Transparent  
Transparente  
L 300cm | 118,1in

Energy efficiency: A+  
Eficiencia energética: A+



## Aros ref. AR03

### LAMPSHADE TULIPA

Polypropylene  
Polipropileno

One color: white  
Un color: blanco



Painted steel  
Acero pintado

### SUPPORT SOPORTE

Painted stainless steel  
and painted steel  
Acero inoxidable  
pintado y acero pintado

Bottom diffuser included  
Incluye difusor inferior

### CABLE

Transparent or black  
Transparente o negro  
L 250cm | 98,4in

Energy efficiency: A++ to E  
Eficiencia energética: A++ a E

### RECOMMENDED BULBS BOMBILLAS RECOMENDADAS

230V - 50Hz

E27 LED Vintage- Max. 1x12 W

E27 LED Standard- Max. 1x12 W

120V - 60Hz

E26 LED - Max. 1x12 W

### NET WEIGHT PESO NETO


4kg | 8,8lb



155x11x11 cm  
61x4,3x4,3 in  
60x60x33 cm  
23,6x23,6x13 in  
7kg | 15,4lb



Certifications:



## Aros ref. AR03G

### LAMPSHADE TULIPA

Polypropylene  
Polipropileno

One color: white  
Un color: blanco



Painted steel  
Acero pintado

### SUPPORT SOPORTE

Painted stainless steel  
and painted steel  
Acero inoxidable  
pintado y acero pintado

Bottom diffuser included  
Incluye difusor inferior

### CABLE

Transparent or black  
Transparente o negro  
L 250cm | 98,4in

Energy efficiency: A++ to E  
Eficiencia energética: A++ a E

### RECOMMENDED BULBS BOMBILLAS RECOMENDADAS

230V - 50Hz

E27 LED Vintage- Max. 1x12 W

E27 LED Standard- Max. 1x12 W

120V - 60Hz

E26 LED - Max. 1x12 W

### NET WEIGHT PESO NETO

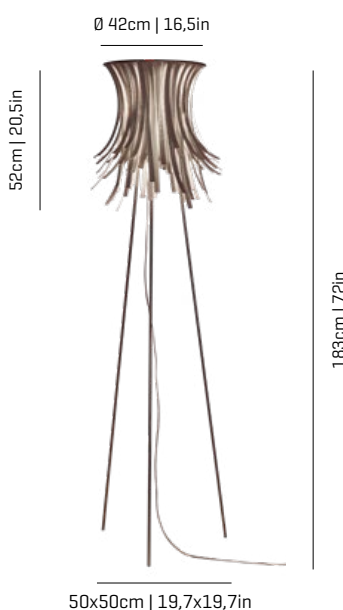
4,5kg | 9,9lb



180x11x11 cm  
70,9x4,3x4,3 in  
60x60x33 cm  
23,6x23,6x13 in  
7,6kg | 15,6lb



Certifications:




## Bety Eco ref. BEC003

### LAMPSHADE TULIPA

Pressed Cellulose  
Celulosa prensada

One color to choose  
Un color a elegir



\*picture color: 43  
\*color de la fotografía: 43

### SUPPORT SOPORTE

Stainless steel  
Acero inoxidable

### CABLE

Transparent or black  
Transparente o negro  
L 250cm | 98,4in

Energy efficiency: A++ to E  
Eficiencia energética: A++ a E

### RECOMMENDED BULBS BOMBILLAS RECOMENDADAS

230V - 50Hz

E27 LED Vintage- Max. 1x12 W

E27 LED Standard- Max. 1x12 W

120V - 60Hz

E26 LED - Max. 1x12 W

### NET WEIGHT PESO NETO

5,5kg | 12,1lb



180x11x11 cm  
70,9x4,3x4,3 in  
8kg | 17,6lb



Certifications:



35x30cm | 13,8x11,8in

130cm | 51,2in



160cm | 63in



## Clara ref. CLO3

**LAMPSHADE TULIPA**  
Painted stainless steel  
Acero inoxidable pintado

**SUPPORT SOPORTE**  
Stainless steel  
Acero inoxidable

**LIGHT SOURCE BUILT-IN**  
FUENTE DE LUZ INCLUIDA

**NET WEIGHT**  
PESO NETO

230V - 50Hz

35W 3000K 3474lm built-in  
upon request 2700K 3367lm

10kg | 22lb

One color: white  
Un color: blanco

**CABLE**  
Transparent  
Transparente  
L 250cm | 98,4in



BL

120-277V - 60Hz

35W 3000K 3474lm built-in  
upon request 2700K 3367lm



165x40x35 cm

65x15,7x13,8 in

15kg | 33,1lb

**Energy efficiency: A**  
Eficiencia energética: A



Certifications:



Ø 50cm | 19,7in

23cm | 9,1in



165cm | 65in

## Curvas ref. CV03G


**LAMPSHADE TULIPA**  
Glass Vidrio

**SUPPORT SOPORTE**  
Painted steel and stainless steel  
Acero pintado y acero inoxidable

**RECOMMENDED BULBS**  
BOMBILLAS RECOMENDADAS

**NET WEIGHT**  
PESO NETO

One color to choose  
Un color a elegir



02

87

89



90

95

Top diffuser included  
Incluye difusor superior

Dimmable  
Regulable

230V - 50Hz

E27 LED Vintage- Max. 4x12 W

E27 LED Standard- Max. 4x12 W



185x45x25 cm

72,8x17,7x9,8 in

60x80x45 cm

23,6x31,5x17,7 in

**CABLE**  
Transparent or black  
Transparente o negro  
L 250cm | 98,4in

120V - 60Hz

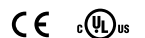
E26 LED - Max. 4x12 W

15kg | 33,1lb



**Energy efficiency: A++ to E**  
Eficiencia energética: A++ a E

Certifications:



180cm | 70,9in

## Gea ref. GE03

**LAMPSHADE TULIPA**  
Painted stainless steel  
Acero inoxidable pintado

**SUPPORT SOPORTE**  
Painted steel and stainless steel  
Acero pintado y acero inoxidable

**RECOMMENDED BULBS**  
BOMBILLAS RECOMENDADAS

**NET WEIGHT**  
PESO NETO

One color to choose  
Un color a elegir



BL

BE

G

T

CUSTOM  
COLOR

Dimmable  
Regulable

230V - 50Hz

E27 LED Vintage- Max. 5x12 W

E27 LED Standard- Max. 5x12 W



189x44x27 cm

74,4x17,3x10,6 in

19kg | 41,9lb

**CABLE**  
Transparent or black  
Transparente o negro  
L 350cm | 137,8in

120V - 60Hz

E26 LED - Max. 5x12 W



**Energy efficiency: A++ to E**  
Eficiencia energética: A++ a E

Certifications:



18x24cm | 7,1x9,4in



## Shio ref. SH03

### LAMPSHADE TULIPA

Plywood  
Tablero marino

Painted steel  
Acero pintado

One color to choose  
Un color a elegir



Top and bottom diffuser  
Difusor superior e inferior

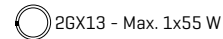
### CABLE

Transparent or black  
Transparente o negro  
L 400cm | 157,5in

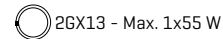
Energy efficiency: A+ to B  
Eficiencia energética: A+ a B

### RECOMMENDED BULBS BOMBILLAS RECOMENDADAS

230V - 50Hz



120V - 60Hz



### NET WEIGHT PESO NETO

9,6kg | 21,2lb

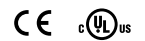


156x10x10 cm  
61,4x3,9x3,9 in  
60x60x22 cm  
23,6x23,6x8,7 in

11,9kg | 26,2lb



Certifications:



## Tina ref. TN03

### LAMPSHADE TULIPA

Polypropylene  
Polipropileno

Painted steel  
Acero pintado

One color: white  
Un color: blanco



### SUPPORT SOPORTE

Painted Stainless steel  
and painted steel  
Acero inoxidable  
pintado y acero pintado

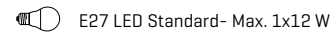
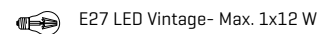
### CABLE

Transparent or black  
Transparente o negro  
L 400cm | 157,5in

Energy efficiency: A++ to E  
Eficiencia energética: A++ a E

### RECOMMENDED BULBS BOMBILLAS RECOMENDADAS

230V - 50Hz



120V - 60Hz



### NET WEIGHT PESO NETO

5,2kg | 11,5lb

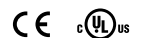


126x32x33 cm  
49,6x12,6x13 in

6,5kg | 14,3lb



Certifications:




## Ura ref. UR03

### LAMPSHADE TULIPA

Painted stainless steel  
Acero inoxidable pintado

One color to choose  
Un color a elegir



### SUPPORT SOPORTE

Stainless steel  
Acero inoxidable

Dimmable  
Regulable

### CABLE

Transparent or black  
Transparente o negro  
L 350cm | 137,8in

Energy efficiency: A++ to E  
Eficiencia energética: A++ a E

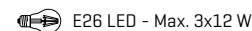
### RECOMMENDED BULBS BOMBILLAS RECOMENDADAS



230V - 50Hz



120V - 60Hz



### NET WEIGHT PESO NETO

7,6kg | 16,8lb

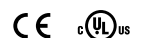


110x42x42cm  
43,3x16,5x16,5 in

12,5kg | 27,6lb



Certifications:



Ø38cm | 15in

40cm | 15.7in



169cm | 64.2in

## Virginia ref. VG03A

**LAMPSHADE TULIPA**  
Painted stainless steel  
Acero inoxidable pintado

**SUPPORT SOPORTE**  
Stainless steel  
Acero inoxidable

**RECOMMENDED BULBS**  
BOMBILLAS RECOMENDADAS

**NET WEIGHT**  
PESO NETO

One color to choose  
Un color a elegir



CUSTOM COLOR

**CABLE**  
Transparent  
Transparente  
L 250cm | 98,4in

230V - 50Hz

E27 LED Vintage- Max. 1x12 W

E27 LED Standard- Max. 1x12 W

120V - 60Hz

E26 LED - Max. 1x12 W

10,5kg | 23,1lb

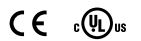


155x11x11 cm  
61x4,3x4,3 in  
44x44x50 cm  
17,3x17,3x19,7 in

12kg | 26,5lb



Certifications:



Energy efficiency: A++ to E  
Eficiencia energética: A++ a E

Ø35cm | 13,8in

30cm | 11,8in



153cm | 60,2in

## Virginia ref. VG03B

**LAMPSHADE TULIPA**  
Painted stainless steel  
Acero inoxidable pintado

**SUPPORT SOPORTE**  
Stainless steel  
Acero inoxidable

**RECOMMENDED BULBS**  
BOMBILLAS RECOMENDADAS

**NET WEIGHT**  
PESO NETO

One color to choose  
Un color a elegir



CUSTOM COLOR

**CABLE**  
Transparent  
Transparente  
L 250cm | 98,4in

230V - 50Hz

E27 LED Vintage- Max. 1x12 W

E27 LED Standard- Max. 1x12 W

120V - 60Hz

E26 LED - Max. 1x12 W

10kg | 22lb



155x11x11 cm  
61x4,3x4,3 in  
41x41x40 cm  
16,1x16,15,7 in

11,5kg | 25,3lb




Certifications:



Energy efficiency: A++ to E  
Eficiencia energética: A++ a E

29cm | 11,4in

Ø 80cm | 31,5in



173cm | 68,1in

## V ref. VV03

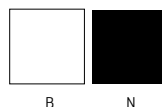
**LAMPSHADE TULIPA**  
Polycarbonate  
Policarbonato

**SUPPORT SOPORTE**  
Painted steel  
Acero pintado

**RECOMMENDED BULBS**  
BOMBILLAS RECOMENDADAS

**NET WEIGHT**  
PESO NETO

One color to choose  
Un color a elegir



Glass diffuser  
Difusor de vidrio

**CABLE**  
Transparent or black  
Transparente o negro  
L 400cm | 157,54in

Energy efficiency: A++ to E  
Eficiencia energética: A++ a E

230V - 50Hz

E27 LED Vintage- Max. 1x8 W

E27 LED Standard- Max. 1x8 W

120V - 60Hz

E26 LED - Max. 1x8 W

12kg | 26,5lb

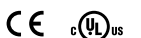


163x42x11 cm  
64,2x16,5x4,3 in  
84x84x38 cm  
33x33x15 in

18,8kg | 41,4lb



Certifications:



# PENDANT LAMPS

## LÁMPARAS COLGANTES



LED

### Aimei ref. A104

#### LAMPSHADE TULIPA

Ash wood  
Fresno

#### DIFFUSER DIFUSOR

Glass sphere  
Esfera de vidrio

#### CANOPY FLORÓN

Steel gloss nickel-plated  
Acero níquel-satinado

230V: Ø12cm | 4,7in  
120V: Ø12cm | 4,7in

#### CABLE

Transparent  
Transparente

Standard: 200cm | 78,7in  
Length/largo customizable  
120V: 200cm | 78,7in

#### LIGHT SOURCE BUILT-IN FUENTE DE LUZ INCLUIDA

230V - 50Hz

8W 3000K 1067lm built-in  
upon request 2700K 960lm

Dimming system DALI / Switch DIM  
upon request PHASE CUT

120V - 60Hz

8W 3000K 1067lm built-in  
upon request 2700K 960lm

Dimming system PHASE CONTROL

Energy efficiency: A+  
Eficiencia energética: A+

#### NET WEIGHT PESO NETO

9,5kg | 21lb



95x95x88 cm  
37,4x37,4x34,6 in  
39kg | 86lb



Certifications:



80cm | 31.5in

80x80cm | 31,5x31,5in



## Aros ref. ARO4

### LAMPSHADE TULIPA

Polypropylene  
Polipropileno

Painted steel  
Acero pintado

One color: white  
Un color: blanco



B

### CANOPY FLORÓN

Steel gloss nickel-plated  
Acero níquel-satinado

230V: Ø8cm | 3,1in  
120V: Ø12cm | 4,7in

### CABLE

Transparent or black  
Transparente o negro

Standard: 150cm | 59,1in  
Lenght/largo customizable  
120V: 200cm | 78,7in

Energy efficiency: A++ to E  
Eficiencia energética: A++ a E

### RECOMMENDED BULBS BOMBILLAS RECOMENDADAS

230V - 50Hz

E27 LED Vintage- Max. 1x12 W

E27 LED Standard- Max. 1x12 W

120V - 60Hz

E26 LED - Max. 1x12 W

### NET WEIGHT PESO NETO

1,1kg | 2,4lb



60x60x33 cm  
23,6x23,6x13 in  
3,2kg | 7,9lb



Certifications:



LED

## Aros ref. ARO4-LD

### LED / DIMMABLE



### LAMPSHADE TULIPA

Polypropylene  
Polipropileno

Painted steel  
Acero pintado

One color: white  
Un color: blanco



B

Bottom diffuser  
Difusor inferior

### CANOPY FLORÓN

Steel gloss nickel-plated  
Acero níquel-satinado

230V: Ø14,2cm | 5,6in  
120V: Ø14,2cm | 5,6in

### CABLE

Transparent or black  
Transparente o negro

Standard: 150cm | 59,1in  
Lenght/largo customizable  
120V: 200cm | 78,7in

### LIGHT SOURCE BUILT-IN FUENTE DE LUZ INCLUIDA

230V - 50Hz

18,1W 3000K 1776lm built-in  
upon request 2700K 1645lm

Dimming system DALI / Switch DIM  
upon request PHASE CUT

100-277V - 60Hz

18,1W 3000K 1776lm built-in  
upon request 2700K 1645lm

Dimming system 0-10 V  
upon request PHASE CONTROL (only 120V)

Energy efficiency: A+  
Eficiencia energética: A+

### NET WEIGHT PESO NETO

2kg | 4,4lb



60x60x33 cm  
23,6x23,6x13 in  
3,3kg | 7,4lb



Certifications:



## Ballet Plié ref. BAPI04



### LAMPSHADE TULIPA

Painted stainless steel  
Acero inoxidable pintado

One color to choose  
Un color a elegir



Stainless steel  
Acero inoxidable

### CANOPY FLORÓN

Steel gloss nickel-plated  
Acero níquel-satinado

230V: Ø8cm | 3,1in  
120V: Ø12cm | 4,7in

### CABLE

Transparent or black  
Transparente o negro

Standard: 150cm | 59,1in  
Lenght/largo customizable  
120V: 200cm | 78,7in

Energy efficiency: A++ to E  
Eficiencia energética: A++ a E

### RECOMMENDED BULBS BOMBILLAS RECOMENDADAS

230V - 50Hz

E27 LED Vintage- Max. 1x12 W

E27 LED Standard- Max. 1x12 W

120V - 60Hz

E26 LED - Max. 1x12 W

### NET WEIGHT PESO NETO

1,2kg | 2,6lb



60x60x33 cm  
23,6x23,6x13 in  
3,6kg | 7,2lb



Certifications:







## Ballet Plié ref. BAPI04-LD

LED / DIMMABLE

**LAMPSHADE TULIPA**  
Painted stainless steel  
Acero inoxidable pintado

One color to choose  
Un color a elegir



CUSTOM COLOR

Stainless steel  
Acero inoxidable

Inside diffuser  
Difusor interior

**CANOPY FLORÓN**  
Steel gloss nickel-plated  
Acero níquel-satinado

230V: Ø14,2cm | 5,6in  
120V: Ø14,2cm | 5,6in

**CABLE**  
Transparent or black  
Transparente o negro  
Standard: 150cm | 59,1in  
Length/largo customizable  
120V: 200cm | 78,7in

**LIGHT SOURCE BUILT-IN**  
FUENTE DE LUZ INCLUIDA

230V - 50Hz

● 18,1W 3000K 1776lm built-in  
upon request 2700K 1645lm  
Dimming system DALI / Switch DIM  
upon request PHASE CUT

100-277V - 60Hz

● 18,1W 3000K 1776lm built-in  
upon request 2700K 1645lm

Dimming system 0-10 V  
upon request PHASE CONTROL (only 120V)

Energy efficiency: A+  
Eficiencia energética: A+

**NET WEIGHT**  
PESO NETO

2,1kg | 4,6lb



60x60x33 cm  
23,6x23,6x13 in  
4,3kg | 9,7lb



Certifications:  
CE cULus

## Ballet Relevé ref. BARE04

**RECOMMENDED BULBS**  
BOMBILLAS RECOMENDADAS

230V - 50Hz

● E27 LED Vintage- Max. 1x12 W

● E27 LED Standard- Max. 1x12 W

120V - 60Hz

● E26 LED - Max. 1x12 W

**NET WEIGHT**  
PESO NETO

1kg | 2,2lb



44x44x40 cm  
17,3x17,3x15,7 in  
2kg | 4,6lb



Certifications:  
CE cULus



**LAMPSHADE TULIPA**  
Painted stainless steel  
Acero inoxidable pintado

One color to choose  
Un color a elegir



CUSTOM COLOR

Stainless steel  
Acero inoxidable

**CANOPY FLORÓN**  
Steel gloss nickel-plated  
Acero níquel-satinado

230V: Ø8cm | 3,1in  
120V: Ø12cm | 4,7in

**CABLE**  
Transparent or black  
Transparente o negro  
Standard: 150cm | 59,1in  
Length/largo customizable  
120V: 200cm | 78,7in

Energy efficiency: A++ to E  
Eficiencia energética: A++ a E



## Ballet Relevé ref. BARE04-LD

LED / DIMMABLE

**LAMPSHADE TULIPA**  
Painted stainless steel  
Acero inoxidable pintado

One color to choose  
Un color a elegir



CUSTOM COLOR

Stainless steel  
Acero inoxidable

Bottom diffuser  
Difusor inferior

**CANOPY FLORÓN**  
Steel gloss nickel-plated  
Acero níquel-satinado

230V: Ø14,2cm | 5,6in  
120V: Ø14,2cm | 5,6in

**CABLE**  
Transparent or black  
Transparente o negro  
Standard: 150cm | 59,1in  
Length/largo customizable  
120V: 200cm | 78,7in

**LIGHT SOURCE BUILT-IN**  
FUENTE DE LUZ INCLUIDA

230V - 50Hz

● 18,1W 3000K 1776lm built-in  
upon request 2700K 1645lm  
Dimming system DALI / Switch DIM  
upon request PHASE CUT

100-277V - 60Hz

● 18,1W 3000K 1776lm built-in  
upon request 2700K 1645lm

Dimming system 0-10 V  
upon request PHASE CONTROL (only 120V)

Energy efficiency: A+  
Eficiencia energética: A+

**NET WEIGHT**  
PESO NETO

1,7kg | 3,7lb



44x44x40 cm  
17,3x17,3x15,7 in  
2,8kg | 6,3lb



Certifications:  
CE cULus



## Ballet Elancé ref. BALA04



42cm | 16,5in

47x36cm | 18,5x14,2in

### LAMPSHADE TULIPA

Painted stainless steel  
Acero inoxidable pintado

One color to choose  
Un color a elegir



CUSTOM  
COLOR

Stainless steel  
Acero inoxidable

### CANOPY FLORÓN

Steel gloss nickel-plated  
Acero níquel-satinado

230V: Ø8cm | 3,1in  
120V: Ø12cm | 4,7in

### CABLE

Transparent or black  
Transparente o negro

Standard: 150cm | 59,1in  
Lenght/largo customizable  
120V: 200cm | 78,7in

Energy efficiency: A++ to E  
Eficiencia energética: A++ a E

### RECOMMENDED BULBS BOMBILLAS RECOMENDADAS

230V - 50Hz

E27 LED Vintage- Max. 1x12 W

E27 LED Standard- Max. 1x12 W

120V - 60Hz

E26 LED - Max. 1x12 W

### NET WEIGHT PESO NETO

1,1kg | 2,4lb



44x44x40 cm  
17,3x17,3x15,7 in  
2,4kg | 5,3lb



Certifications:



## Ballet Elancé ref. BALA04-LD LED / DIMMABLE



42cm | 16,5in

47x36cm | 18,5x14,2in

### LAMPSHADE TULIPA

Painted stainless steel  
Acero inoxidable pintado

One color to choose  
Un color a elegir



CUSTOM  
COLOR

Stainless steel  
Acero inoxidable

Inside diffuser  
Difusor interior

### CANOPY FLORÓN

Steel gloss nickel-plated  
Acero níquel-satinado

230V: Ø14,2cm | 5,6in  
120V: Ø14,2cm | 5,6in

### CABLE

Transparent or black  
Transparente o negro

Standard: 150cm | 59,1in  
Lenght/largo customizable  
120V: 200cm | 78,7in

### LIGHT SOURCE BUILT-IN FUENTE DE LUZ INCLUIDA

230V - 50Hz

18,1W 3000K 1776lm built-in  
upon request 2700K 1645lm

Dimming system DALI / Switch DIM  
upon request PHASE CUT

100-277V - 60Hz

18,1W 3000K 1776lm built-in  
upon request 2700K 1645lm

Dimming system 0-10 V  
upon request PHASE CONTROL (only 120V)

Energy efficiency: A+  
Eficiencia energética: A+

### NET WEIGHT PESO NETO

1,9kg | 4,2lb



44x44x40 cm  
17,3x17,3x15,7 in  
3,2kg | 7lb



Certifications:



## Bety Eco ref. BEC004



52cm | 20,5in

Ø 42cm | 16,5in

### LAMPSHADE TULIPA

Pressed Cellulose  
Celulosa prensada

One color to choose  
Un color a elegir



\*picture color: 42  
\*color de la fotografía: 42

### CANOPY FLORÓN

Steel gloss nickel-plated  
Acero níquel-satinado

230V: Ø8cm | 3,1in  
120V: Ø12cm | 4,7in

### CABLE

Transparent or black  
Transparente o negro

Standard: 150cm | 59,1in  
Lenght/largo customizable  
120V: 200cm | 78,7in

Energy efficiency: A++ to E  
Eficiencia energética: A++ a E

### RECOMMENDED BULBS BOMBILLAS RECOMENDADAS

230V - 50Hz

E27 LED Vintage- Max. 1x12 W

E27 LED Standard- Max. 1x12 W

120V - 60Hz

E26 LED - Max. 1x12 W

### NET WEIGHT PESO NETO

2,1kg | 4,6lb



47x47x63 cm  
18,5x18,5x24,8 in  
3kg | 6,6lb



Certifications:



LED

**Bety Eco** ref. BEC004-LD

LED / DIMMABLE




52cm | 20,5in

Ø 42cm | 16,5in

**LAMPSHADE TULIPA**  
Pressed Cellulose  
Celulosa prensada

One color to choose  
Un color a elegir



\*picture color: 42  
\*color de la fotografía: 42

**CANOPY FLORÓN**  
Steel gloss nickel-plated  
Acero níquel-satinado

230V: Ø14,2cm | 5,6in  
120V: Ø14,2cm | 5,6in

**CABLE**

Transparent or black  
Transparente o negro  
Standard: 150cm | 59,1in  
Lenght/largo customizable  
120V: 200cm | 78,7in

**LIGHT SOURCE BUILT-IN**  
FUENTE DE LUZ INCLUIDA

230V - 50Hz

18,1W 3000K 1776lm built-in  
upon request 2700K 1645lm

Dimming system DALI / Switch DIM  
upon request PHASE CUT

100-277V - 60Hz

18,1W 3000K 1776lm built-in  
upon request 2700K 1645lm

Dimming system 0-10 V  
upon request PHASE CONTROL [only 120V]

Energy efficiency: A+  
Eficiencia energética: A+

**NET WEIGHT**  
PESO NETO

2,5kg | 5,5lb



47x47x63 cm  
18,5x18,5x24,8 in  
4kg | 8,8lb



Certifications:

**Blum** ref. BLO4

40cm | 16in

Ø 40cm | 16in

**LAMPSHADE TULIPA**  
Painted stainless steel  
thread  
Hilo de acero inoxidable  
pintado

One color : white  
Un color: blanco



B

**CANOPY FLORÓN**  
Steel gloss nickel-plated  
Acero níquel-satinado

230V: Ø8cm | 3,1in  
120V: Ø12cm | 4,7in

**CABLE**

Transparent or black  
Transparente o negro  
Standard: 150cm | 59,1in  
Lenght/largo customizable  
120V: 200cm | 78,7in

Energy efficiency: A++ to E  
Eficiencia energética: A++ a E

**RECOMMENDED BULBS**  
BOMBILLAS RECOMENDADAS

230V - 50Hz

E27 LED Vintage- Max. 1x12 W

E27 LED Standard- Max. 1x12 W

120V - 60Hz

E26 LED - Max. 1x12 W

**NET WEIGHT**  
PESO NETO

1,3kg | 2,9lb



44x44x40 cm  
17,3x17,3x15,7 in  
2,7kg | 5,1lb



Certifications:

**Caos** ref. CA04A

35cm | 13,8in

Ø 35cm | 13,8in

**LAMPSHADE TULIPA**  
Cord  
Cordón

One color to choose  
Un color a elegir



Stainless steel  
Acero inoxidable

**CANOPY FLORÓN**  
Steel gloss nickel-plated  
Acero níquel-satinado

230V: Ø8cm | 3,1in  
120V: Ø12cm | 4,7in

**CABLE**

Transparent or black  
Transparente o negro  
Standard: 150cm | 59,1in  
Lenght/largo customizable  
120V: 200cm | 78,7in

Energy efficiency: A++ to E  
Eficiencia energética: A++ a E

**RECOMMENDED BULBS**  
BOMBILLAS RECOMENDADAS

230V - 50Hz

E27 LED Vintage- Max. 1x12 W

E27 LED Standard- Max. 1x12 W

120V - 60Hz

E26 LED - Max. 1x12 W

**NET WEIGHT**  
PESO NETO

1,1kg | 2,4lb



44x44x40 cm  
17,3x17,3x15,7 in  
1,5kg | 3,3lb



Certifications:



LED

**Caos** ref. CA04A-LD

LED / DIMMABLE

**LAMPSHADE TULIPA**Cord  
CordónOne color to choose  
Un color a elegirStainless steel  
Acero inoxidableBottom diffuser  
Difusor inferior**CANOPY FLORÓN**Steel gloss nickel-plated  
Acero níquel-satinado230V: Ø14,2cm | 5,6in  
120V: Ø14,2cm | 5,6in**CABLE**Transparent or black  
Transparente o negroStandard: 150cm | 59,1in  
Length/largo customizable  
120V: 200cm | 78,7in**LIGHT SOURCE BUILT-IN**  
**FUENTE DE LUZ INCLUIDA**

230V - 50Hz

 18,1W 3000K 1776lm built-in  
upon request 2700K 1645lm
Dimming system DALI / Switch DIM  
upon request PHASE CUT

100-277V - 60Hz

 18,1W 3000K 1776lm built-in  
upon request 2700K 1645lm
Dimming system 0-10 V  
upon request PHASE CONTROL [only 120V]Energy efficiency: A+  
Eficiencia energética: A+**NET WEIGHT**  
**PESO NETO**

1,8kg | 4lb

44x44x40 cm  
17,3x17,3x15,7 in

2kg | 4,6lb



Certifications:

**Caos** ref. CA04B**LAMPSHADE TULIPA**Cord  
CordónOne color to choose  
Un color a elegirStainless steel  
Acero inoxidable**CANOPY FLORÓN**Steel gloss nickel-plated  
Acero níquel-satinado230V: Ø8cm | 3,1in  
120V: Ø12cm | 4,7in**CABLE**Transparent or black  
Transparente o negroStandard: 150cm | 59,1in  
Length/largo customizable  
120V: 200cm | 78,7inEnergy efficiency: A++ to E  
Eficiencia energética: A++ a E**RECOMMENDED BULBS**  
**BOMBILLAS RECOMENDADAS**

230V - 50Hz

E27 LED Vintage- Max. 1x12 W

E27 LED Standard- Max. 1x12 W

120V - 60Hz

E26 LED - Max. 1x12 W

**NET WEIGHT**  
**PESO NETO**

1,1kg | 2,4lb

36x36x30 cm  
14,2x14,2x11,8 in  
1,5kg | 3,3lb

Certifications:



LED

**Caos** ref. CA04B-LD

LED / DIMMABLE

**LAMPSHADE TULIPA**Cord  
CordónOne color to choose  
Un color a elegirStainless steel  
Acero inoxidableBottom diffuser  
Difusor inferior**CANOPY FLORÓN**Steel gloss nickel-plated  
Acero níquel-satinado230V: Ø14,2cm | 5,6in  
120V: Ø14,2cm | 5,6in**CABLE**Transparent or black  
Transparente o negroStandard: 150cm | 59,1in  
Length/largo customizable  
120V: 200cm | 78,7in**LIGHT SOURCE BUILT-IN**  
**FUENTE DE LUZ INCLUIDA**

230V - 50Hz

 18,1W 3000K 1776lm built-in  
upon request 2700K 1645lm
Dimming system DALI / Switch DIM  
upon request PHASE CUT

100-277V - 60Hz

 18,1W 3000K 1776lm built-in  
upon request 2700K 1645lm
Dimming system 0-10 V  
upon request PHASE CONTROL [only 120V]Energy efficiency: A+  
Eficiencia energética: A+**NET WEIGHT**  
**PESO NETO**

1,7kg | 3,7lb

36x36x30 cm  
14,2x14,2x11,8 in  
2kg | 4,6lb

Certifications:



## Caos ref. CA04AG



50cm | 19,7in

Ø 50cm | 19,7in

### LAMPSHADE TULIPA

Cord  
Cordón

One color to choose  
Un color a elegir



Stainless steel  
Acero inoxidable

### CANOPY FLORÓN

Steel gloss nickel-plated  
Acero niquel-satinado

230V: Ø8cm | 3,1in  
120V: Ø12cm | 4,7in

### CABLE

Transparent or black  
Transparente o negro  
Standard: 150cm | 59,1in  
Lenght/largo customizable  
120V: 200cm | 78,7in

Energy efficiency: A++ to E  
Eficiencia energética: A++ a E

### RECOMMENDED BULBS BOMBILLAS RECOMENDADAS

230V - 50Hz

E27 LED Vintage- Max. 1x12 W

E27 LED Standard- Max. 1x12 W

120V - 60Hz

E26 LED - Max. 1x12 W

### NET WEIGHT PESO NETO

1,7kg | 3,7lb



51x51x53 cm  
20x20x20,9 in  
3,8kg | 8,6lb



Certifications:

LED

## Caos ref. CA04AG-LD

### LED / DIMMABLE



50cm | 19,7in

Ø 50cm | 19,7in

### LAMPSHADE TULIPA

Cord  
Cordón

One color to choose  
Un color a elegir



Stainless steel  
Acero inoxidable

Bottom diffuser  
Difusor inferior

### CANOPY FLORÓN

Steel gloss nickel-plated  
Acero niquel-satinado

230V: Ø14,2cm | 5,6in  
120V: Ø14,2cm | 5,6in

### CABLE

Transparent or black  
Transparente o negro  
Standard: 150cm | 59,1in  
Lenght/largo customizable  
120V: 200cm | 78,7in

### LIGHT SOURCE BUILT-IN FUENTE DE LUZ INCLUIDA

230V - 50Hz

18,1W 3000K 1776lm built-in  
upon request 2700K 1645lm  
Dimming system DALI / Switch DIM  
upon request PHASE CUT

100-277V - 60Hz

18,1W 3000K 1776lm built-in  
upon request 2700K 1645lm

Dimming system 0-10 V  
upon request PHASE CONTROL (only 120V)

Energy efficiency: A+  
Eficiencia energética: A+

### NET WEIGHT PESO NETO

2,3kg | 5,1lb



51x51x53 cm  
20x20x20,9 in  
4kg | 8,8lb



Certifications:

## Coral Cay ref. COCY04



30cm | 11,8in

Ø 30cm | 11,8in

### LAMPSHADE TULIPA

Painted stainless steel  
Acero inoxidable pintado

One color to choose  
Un color a elegir



CUSTOM  
COLOR

Stainless steel  
Acero inoxidable

### CANOPY FLORÓN

Steel gloss nickel-plated  
Acero niquel-satinado

230V: Ø8cm | 3,1in  
120V: Ø12cm | 4,7in

### CABLE

Transparent or black  
Transparente o negro  
Standard: 150cm | 59,1in  
Lenght/largo customizable  
120V: 200cm | 78,7in

Energy efficiency: A++ to E  
Eficiencia energética: A++ a E

### RECOMMENDED BULBS BOMBILLAS RECOMENDADAS

230V - 50Hz

E27 LED Vintage- Max. 1x12 W

E27 LED Standard- Max. 1x12 W

120V - 60Hz

E26 LED - Max. 1x12 W

### NET WEIGHT PESO NETO

1,1kg | 2,4lb



36x36x30 cm  
14,2x14,2x11,8 in  
1,6kg | 3,4lb



Certifications:

LED

**Coral Cay** ref. **COCY04-LD**

LED / DIMMABLE



**LAMPSHADE TULIPA**  
Painted stainless steel  
Acero inoxidable pintado

One color to choose  
Un color a elegir



CUSTOM COLOR

Stainless steel  
Acero inoxidable

Bottom diffuser  
Difusor inferior

**CANOPY FLORÓN**  
Steel gloss nickel-plated  
Acero níquel-satinado

230V: Ø14,2cm | 5,6in  
120V: Ø14,2cm | 5,6in

**CABLE**  
Transparent or black  
Transparente o negro  
Standard: 150cm | 59,1in  
Lenght/largo customizable  
120V: 200cm | 78,7in

**LIGHT SOURCE BUILT-IN**  
FUENTE DE LUZ INCLUIDA  
230V - 50Hz

● 18,1W 3000K 1776lm built-in  
upon request 2700K 1645lm  
Dimming system DALI / Switch DIM  
upon request PHASE CUT

100-277V - 60Hz

● 18,1W 3000K 1776lm built-in  
upon request 2700K 1645lm

Dimming system 0-10 V  
upon request PHASE CONTROL (only 120V)

Energy efficiency: A+  
Eficiencia energética: A+

**NET WEIGHT**  
PESO NETO  
1,3kg | 2,9lb



36x36x30 cm  
14,2x14,2x11,8 in  
2,1kg | 4,1lb



Certifications:  
CE cULus

**Coral Galaxea** ref. **COGA04**

**LAMPSHADE TULIPA**  
Painted stainless steel  
Acero inoxidable pintado

One color to choose  
Un color a elegir



CUSTOM COLOR

Stainless steel  
Acero inoxidable

**CANOPY FLORÓN**  
Steel gloss nickel-plated  
Acero níquel-satinado

230V: Ø8cm | 3,1in  
120V: Ø12cm | 4,7in

**CABLE**  
Transparent or black  
Transparente o negro  
Standard: 150cm | 59,1in  
Lenght/largo customizable  
120V: 200cm | 78,7in

**RECOMMENDED BULBS**  
BOMBILLAS RECOMENDADAS  
230V - 50Hz

● E27 LED Vintage- Max. 1x12 W

● E27 LED Standard- Max. 1x12 W

120V - 60Hz

● E26 LED - Max. 1x12 W

Energy efficiency: A++ to E  
Eficiencia energética: A++ a E

**NET WEIGHT**  
PESO NETO  
1,2kg | 2,6lb



36x36x30 cm  
14,2x14,2x11,8 in  
1,7kg | 3,7lb



Certifications:  
CE cULus

LED

**Coral Galaxea** ref. **COGA04-LD**

LED / DIMMABLE



**LAMPSHADE TULIPA**  
Painted stainless steel  
Acero inoxidable pintado

One color to choose  
Un color a elegir



CUSTOM COLOR

Stainless steel  
Acero inoxidable

Bottom diffuser  
Difusor inferior

**CANOPY FLORÓN**  
Steel gloss nickel-plated  
Acero níquel-satinado

230V: Ø14,2cm | 5,6in  
120V: Ø14,2cm | 5,6in

**CABLE**  
Transparent or black  
Transparente o negro  
Standard: 150cm | 59,1in  
Lenght/largo customizable  
120V: 200cm | 78,7in

**LIGHT SOURCE BUILT-IN**  
FUENTE DE LUZ INCLUIDA  
230V - 50Hz

● 18,1W 3000K 1776lm built-in  
upon request 2700K 1645lm  
Dimming system DALI / Switch DIM  
upon request PHASE CUT

100-277V - 60Hz

● 18,1W 3000K 1776lm built-in  
upon request 2700K 1645lm

Dimming system 0-10 V  
upon request PHASE CONTROL (only 120V)

Energy efficiency: A+  
Eficiencia energética: A+

**NET WEIGHT**  
PESO NETO  
1,9kg | 4,2lb



36x36x30 cm  
14,2x14,2x11,8 in  
2,7kg | 5,9lb



Certifications:  
CE cULus



## Coral Reef ref. CORE04

### LAMPSHADE TULIPA

Painted stainless steel  
Acero inoxidable pintado

One color to choose  
Un color a elegir



CUSTOM  
COLOR

Stainless steel  
Acero inoxidable

### CANOPY FLORÓN

Steel gloss nickel-plated  
Acero níquel-satinado

230V: Ø8cm | 3,1in  
120V: Ø12cm | 4,7in

### CABLE

Transparent or black  
Transparente o negro

Standard: 150cm | 59,1in  
Length/largo customizable  
120V: 200cm | 78,7in

Energy efficiency: A++ to E  
Eficiencia energética: A++ a E

### RECOMMENDED BULBS BOMBILLAS RECOMENDADAS

230V - 50Hz

E27 LED Vintage- Max. 1x12 W

E27 LED Standard- Max. 1x12 W

120V - 60Hz

E26 LED - Max. 1x12 W

### NET WEIGHT PESO NETO

1,6kg | 3,5lb



66x32x23 cm  
26x12,6x9,1  
2,2kg | 4,8lb



Certifications:



LED

## Coral Reef ref. CORE04-LD LED / DIMMABLE



### LAMPSHADE TULIPA

Painted stainless steel  
Acero inoxidable pintado

One color to choose  
Un color a elegir



CUSTOM  
COLOR

Stainless steel  
Acero inoxidable

Bottom diffuser  
Difusor inferior

### CANOPY FLORÓN

Steel gloss nickel-plated  
Acero níquel-satinado

230V: Ø14,2cm | 5,6in  
120V: Ø14,2cm | 5,6in

### CABLE

Transparent or black  
Transparente o negro

Standard: 150cm | 59,1in  
Length/largo customizable  
120V: 200cm | 78,7in

### LIGHT SOURCE BUILT-IN FUENTE DE LUZ INCLUIDA

230V - 50Hz

18,1W 3000K 1776lm built-in  
upon request 2700K 1645lm

Dimming system DALI / Switch DIM  
upon request PHASE CUT

100-277V - 60Hz

18,1W 3000K 1776lm built-in  
upon request 2700K 1645lm

Dimming system 0-10 V  
upon request PHASE CONTROL (only 120V)

Energy efficiency: A+  
Eficiencia energética: A+

### NET WEIGHT PESO NETO

2,4kg | 5,3lb



66x32x23 cm  
26x12,6x9,1 in  
2,9kg | 6,4lb



Certifications:



## Coral Sea ref. COSE04



### LAMPSHADE TULIPA

Painted stainless steel  
Acero inoxidable pintado

One color to choose  
Un color a elegir



CUSTOM  
COLOR

Stainless steel  
Acero inoxidable

### CANOPY FLORÓN

Steel gloss nickel-plated  
Acero níquel-satinado

230V: Ø8cm | 3,1in  
120V: Ø12cm | 4,7in

### CABLE

Transparent or black  
Transparente o negro

Standard: 150cm | 59,1in  
Length/largo customizable  
120V: 200cm | 78,7in

Energy efficiency: A++ to E  
Eficiencia energética: A++ a E

### RECOMMENDED BULBS BOMBILLAS RECOMENDADAS

230V - 50Hz

E27 LED Vintage- Max. 1x12 W

E27 LED Standard- Max. 1x12 W

120V - 60Hz

E26 LED - Max. 1x12 W

### NET WEIGHT PESO NETO

1,4kg | 3,1lb



36x36x30 cm  
14,2x14,2x11,8 in  
2kg | 4,4lb



Certifications:





## Coral Sea ref. COSE04-LD

LED / DIMMABLE

**LAMPSHADE TULIPA**  
Painted stainless steel  
Acero inoxidable pintado

One color to choose  
Un color a elegir



Stainless steel  
Acero inoxidable

Bottom diffuser  
Difusor inferior

**CANOPY FLORÓN**  
Steel gloss nickel-plated  
Acero níquel-satinado

230V: Ø14,2cm | 5,6in  
120V: Ø14,2cm | 5,6in

**CABLE**  
Transparent or black  
Transparente o negro  
Standard: 150cm | 59,1in  
Lenght/largo customizable  
120V: 200cm | 78,7in

**LIGHT SOURCE BUILT-IN**  
FUENTE DE LUZ INCLUIDA

230V - 50Hz

● 18,1W 3000K 1776lm built-in  
upon request 2700K 1645lm

Dimming system DALI / Switch DIM  
upon request PHASE CUT

100-277V - 60Hz

● 18,1W 3000K 1776lm built-in  
upon request 2700K 1645lm

Dimming system 0-10 V  
upon request PHASE CONTROL [only 120V]

Energy efficiency: A+  
Eficiencia energética: A+

**NET WEIGHT**  
PESO NETO

1,9kg | 4,2lb



44x44x40 cm  
17,3x17,3x15,7 in  
2,5kg | 5,5lb



Certifications:  
CE cULus



## Coral Seurchin ref. COAU04

**LAMPSHADE TULIPA**  
Painted stainless steel  
Acero inoxidable pintado

One color to choose  
Un color a elegir



Stainless steel  
Acero inoxidable

**CANOPY FLORÓN**  
Steel gloss nickel-plated  
Acero níquel-satinado

230V: Ø8cm | 3,1in  
120V: Ø12cm | 4,7in

**CABLE**  
Transparent or black  
Transparente o negro  
Standard: 150cm | 59,1in  
Lenght/largo customizable  
120V: 200cm | 78,7in

**RECOMMENDED BULBS**  
BOMBILLAS RECOMENDADAS

230V - 50Hz

● E27 LED Vintage- Max. 1x12 W

● E27 LED Standard- Max. 1x12 W

120V - 60Hz

● E26 LED - Max. 1x12 W

Energy efficiency: A++ to E  
Eficiencia energética: A++ a E

**NET WEIGHT**  
PESO NETO

1,7kg | 3,7lb



44x44x40 cm  
17,3x17,3x15,7 in  
2,9kg | 6,4lb



Certifications:  
CE cULus



## Coral Seurchin ref. COAU04-LD LED / DIMMABLE

**LAMPSHADE TULIPA**  
Painted stainless steel  
Acero inoxidable pintado

One color to choose  
Un color a elegir



Stainless steel  
Acero inoxidable

Bottom diffuser  
Difusor inferior

**CANOPY FLORÓN**  
Steel gloss nickel-plated  
Acero níquel-satinado

230V: Ø14,2cm | 5,6in  
120V: Ø14,2cm | 5,6in

**CABLE**  
Transparent or black  
Transparente o negro  
Standard: 150cm | 59,1in  
Lenght/largo customizable  
120V: 200cm | 78,7in

**LIGHT SOURCE BUILT-IN**  
FUENTE DE LUZ INCLUIDA

230V - 50Hz

● 18,1W 3000K 1776lm built-in  
upon request 2700K 1645lm

Dimming system DALI / Switch DIM  
upon request PHASE CUT

100-277V - 60Hz

● 18,1W 3000K 1776lm built-in  
upon request 2700K 1645lm

Dimming system 0-10 V  
upon request PHASE CONTROL [only 120V]

Energy efficiency: A+  
Eficiencia energética: A+

**NET WEIGHT**  
PESO NETO

2,4kg | 5,3lb



44x44x40 cm  
17,3x17,3x15,7 in  
3kg | 6,9lb



Certifications:  
CE cULus







## Coral Seaurchin ref. COAU04G

**LAMPSHADE TULIPA**  
Painted stainless steel  
Acero inoxidable pintado

One color to choose  
Un color a elegir



CUSTOM  
COLOR

Stainless steel  
Acero inoxidable

**CANOPY FLORÓN**  
Steel gloss nickel-plated  
Acero níquel-satinado

230V: Ø12cm | 4,7in  
120V: Ø12cm | 4,7in

**CABLE**  
Transparent or black  
Transparente o negro  
Standard: 150cm | 59,1in  
Lenght/largo customizable  
120V: 200cm | 78,7in

Energy efficiency: A++ to E  
Eficiencia energética: A++ a E

**RECOMMENDED BULBS**  
BOMBILLAS RECOMENDADAS  
230V - 50Hz

E27 LED Vintage- Max. 4x12 W  
 E27 LED Standard- Max. 4x12 W

120V - 60Hz  
 E26 LED - Max. 4x12 W

**NET WEIGHT**  
PESO NETO  
4,5kg | 9,9lb

71x71x42 cm  
28x28x16,5 in  
7,2kg | 15,9lb



Certifications:

LED

## Coral Seaurchin ref. COAU04G-LD LED / DIMMABLE



**LAMPSHADE TULIPA**  
Painted stainless steel  
Acero inoxidable pintado

One color to choose  
Un color a elegir



CUSTOM  
COLOR

Stainless steel  
Acero inoxidable

Bottom diffuser  
Difusor inferior

**CANOPY FLORÓN**  
Steel gloss nickel-plated  
Acero níquel-satinado

230V: Ø14,2cm | 5,6in  
120V: Ø14,2cm | 5,6in

**CABLE**  
Transparent or black  
Transparente o negro  
Standard: 150cm | 59,1in  
Lenght/largo customizable  
120V: 200cm | 78,7in

**LIGHT SOURCE BUILT-IN**  
FUENTE DE LUZ INCLUIDA  
230V - 50Hz

36,7W 3000K 4086lm built-in  
upon request 2700K 3938lm  
Dimming system DALI / Switch DIM

120V - 60Hz  
 36,7W 3000K 4086lm built-in  
upon request 2700K 3938lm  
Dimming system 0-10 V


**NET WEIGHT**  
PESO NETO  
4,5kg | 9,9lb

71x71x42 cm  
28x28x16,5 in  
8kg | 17,6lb



Certifications:


Energy efficiency: A+  
Eficiencia energética: A+



## Curvas ref. CVO4-1

**LAMPSHADE TULIPA**  
Glass  
Vidrio

One color to choose  
Un color a elegir



**CANOPY FLORÓN**  
Steel gloss nickel-plated  
Acero níquel-satinado

230V: Ø8cm | 3,1in  
120V: Ø12cm | 4,7in

**CABLE**  
Transparent or black  
Transparente o negro  
Standard: 150cm | 59,1in  
Lenght/largo customizable  
120V: 200cm | 78,7in

Energy efficiency: A++ to E  
Eficiencia energética: A++ a E

**RECOMMENDED BULBS**  
BOMBILLAS RECOMENDADAS  
230V - 50Hz

E14 LED Standard- Max. 1x7 W  
 E14 LED Vintage- Max. 1x7 W

120V - 60Hz  
 E12 LED - Max. 1x7 W

**NET WEIGHT**  
PESO NETO  
0,7kg | 1,5lb

21x21x22 cm  
8,3x8,3x8,7 in  
1,7kg | 3,7lb



Certifications:


## Curvas ref. CVO4



### LAMPSHADE TULIPA

Glass  
Vidrio

One color to choose  
Un color a elegir



Bottom diffuser  
Difusor inferior

### CANOPY FLORÓN

Steel gloss nickel-plated  
Acero níquel-satinado

230V: Ø12cm | 4,7in  
120V: Ø12cm | 4,7in

### CABLE

Transparent or black  
Transparente o negro

Standard: 150cm | 59,1in  
Lenght/largo customizable  
120V: 200cm | 78,7in

Energy efficiency: A++ to E  
Eficiencia energética: A++ a E

### RECOMMENDED BULBS BOMBILLAS RECOMENDADAS

230V - 50Hz

E27 LED Vintage- Max. 1x8W

E27 LED Standard- Max. 1x8W

120V - 60Hz

E26 LED - Max. 1x8 W

### NET WEIGHT PESO NETO

2,1kg | 4,6lb



44x44x40 cm  
17,3x17,3x15,7 in  
4,4kg | 9,7lb



Certifications:




## Curvas ref. CVO4G



### LAMPSHADE TULIPA

Glass  
Vidrio

One color to choose  
Un color a elegir



Top and bottom diffuser  
Difusor superior e inferior

### CANOPY FLORÓN

Steel gloss nickel-plated  
Acero níquel-satinado

230V: Ø12cm | 4,7in  
120V: Ø12cm | 4,7in

### CABLE

Transparent or black  
Transparente o negro

Standard: 150cm | 59,1in  
Lenght/largo customizable  
120V: 200cm | 78,7in

Energy efficiency: A++ to E  
Eficiencia energética: A++ a E

### RECOMMENDED BULBS BOMBILLAS RECOMENDADAS

230V - 50Hz

E27 LED Vintage- Max. 4x12 W

E27 LED Standard- Max. 4x12 W

120V - 60Hz

E26 LED - Max. 4x12 W

### NET WEIGHT PESO NETO

5,6kg | 12,3lb



60x80x45 cm  
23,6x31,5x17,7 in  
12,4kg | 27,3lb



Certifications:



## Fluo ref. FLO4



### LAMPSHADE TULIPA

Galvanized painted steel  
Acero galvanizado pintado

One color: white  
Un color: blanco



B



2009

### CANOPY FLORÓN

Steel gloss nickel-plated  
and Stainless steel  
Acero níquel-satinado y  
acero inoxidable

230V: Ø12cm | 4,7in  
120V: Ø12cm | 4,7in

### CABLE

Transparent or black  
Transparente o negro

Standard: 150cm | 59,1in  
Lenght/largo customizable  
120V: 200cm | 78,7in

Energy efficiency: A++ to E  
Eficiencia energética: A++ a E

### RECOMMENDED BULBS BOMBILLAS RECOMENDADAS

230V - 50Hz

E27 LED Vintage- Max. 1x12 W

E27 LED Standard- Max. 1x12 W

120V - 60Hz

E26 LED - Max. 1x12 W

### NET WEIGHT PESO NETO

3,3kg | 7,3lb



82x77x75 cm  
32,3x30,3x29,5 in  
9,8kg | 21,6lb



Certifications:





45cm | 17,7in

Ø 19cm | 7,5in

## Gea ref. GEO4

**LAMPSHADE TULIPA**  
Painted stainless steel  
Acero inoxidable pintado

One color to choose  
Un color a elegir



CUSTOM  
COLOR

**CANOPY FLORÓN**  
Steel gloss nickel-plated  
Acero niquel-satinado

230V: Ø8cm | 3,1in  
120V: Ø12cm | 4,7in

**CABLE**  
Transparent or black  
Transparente o negro  
Standard: 150cm | 59,1in  
Lenght/largo customizable  
120V: 200cm | 78,7in

Energy efficiency: A++ to E  
Eficiencia energética: A++ a E

**RECOMMENDED BULBS**  
BOMBILLAS RECOMENDADAS

230V - 50Hz

E27 LED Vintage- Max. 1x12 W

E27 LED Standard- Max. 1x12 W

120V - 60Hz

E26 LED - Max. 1x12 W

**NET WEIGHT**  
PESO NETO

1,1kg | 2,4lb



66x32x23 cm  
26x12,6x9,1 in  
2kg | 4,4lb



Certifications:



LED

## Gea ref. GEO4-LD



45cm | 17,7in

Ø 19cm | 7,5in

**LAMPSHADE TULIPA**  
Painted stainless steel  
Acero inoxidable pintado

One color to choose  
Un color a elegir



CUSTOM  
COLOR

Bottom diffuser  
Difusor inferior

**CANOPY FLORÓN**  
Steel gloss nickel-plated  
Acero niquel-satinado

230V: Ø14,2cm | 5,6in  
120V: Ø14,2cm | 5,6in

**CABLE**  
Transparent or black  
Transparente o negro  
Standard: 150cm | 59,1in  
Lenght/largo customizable  
120V: 200cm | 78,7in

LED / DIMMABLE

**LIGHT SOURCE BUILT-IN**  
FUENTE DE LUZ INCLUIDA

230V - 50Hz

18,1W 3000K 1776lm built-in  
upon request 2700K 1645lm

Dimming system DALI / Switch DIM  
upon request PHASE CUT

100-277V - 60Hz

18,1W 3000K 1776lm built-in  
upon request 2700K 1645lm

Dimming system 0-10 V  
upon request PHASE CONTROL (only 120V)

Energy efficiency: A+  
Eficiencia energética: A+

**NET WEIGHT**  
PESO NETO

1,9kg | 4,2lb



66x32x23 cm  
26x12,6x9,1 in  
2,5kg | 5,8lb



Certifications:



LED

## Kite ref. KT04-LD




9cm | 3,5in

92x84cm | 36,2x33in (diagonal)

**LAMPSHADE TULIPA**  
Painted stainless steel  
Acero inoxidable pintado

One color to choose  
Un color a elegir



CUSTOM  
COLOR

Painted steel  
Acero pintado

**CANOPY FLORÓN**  
Stainless steel  
Acero inoxidable

230V: 13x11cm | 5,1x4,3in  
120V: 13x11cm | 5,1x4,3in

**CABLE**  
Transparent  
Transparente  
Standard: 150cm | 59,1in  
Lenght/largo customizable  
120V: 200cm | 78,7in

**LIGHT SOURCE BUILT-IN**  
FUENTE DE LUZ INCLUIDA

230V - 50Hz

24W 3000K 2527lm built-in  
upon request 2700K 2449lm

Dimming system DALI / Switch DIM  
upon request PHASE CUT

100-277V - 60Hz

24W 3000K 2527lm built-in  
upon request 2700K 2449lm

Dimming system 0-10 V  
upon request PHASE CONTROL (only 120V)

Energy efficiency: A++  
Eficiencia energética: A++

**NET WEIGHT**  
PESO NETO

6kg | 13,2lb



71x71x15 cm  
28x28x5,9 in  
9kg | 19,8lb



Certifications:



9cm | 3,5 in



134x120cm | 52,7x47,2in [diagonal]

**LED** **Kite** ref. **KT04G-LD**

**LAMPSHADE TULIPA**  
Painted stainless steel  
Acero inoxidable pintado

One color to choose  
Un color a elegir



CUSTOM COLOR

Painted steel  
Acero pintado

**CANOPY FLORÓN**  
Stainless steel  
Acero inoxidable

230V: 13x11cm | 5,1x4,3in  
120V: 13x11cm | 5,1x4,3in

**CABLE**  
Transparent  
Transparente

Standard: 150cm | 59,1in  
Lenght/largo customizable  
120V: 200cm | 78,7in

**LED / DIMMABLE**

**LIGHT SOURCE BUILT-IN**  
FUENTE DE LUZ INCLUIDA

230V - 50Hz

48W 3000K 5054lm built-in  
upon request 2700K 4898lm

Dimming system DALI / Switch DIM  
upon request PHASE CUT

100-277V - 60Hz

48W 3000K 5054lm built-in  
upon request 2700K 4898lm

Dimming system 0-10 V  
upon request PHASE CONTROL (only 120V)

**Energy efficiency: A++**  
Eficiencia energética: A++

**NET WEIGHT**  
PESO NETO

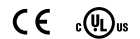
10,6kg | 23,4lb



102x102x13 cm  
40,2x40,2x5,1 in  
13kg | 28,7lb



Certifications:



**Luisa** ref. **LS04**

**LAMPSHADE TULIPA**  
Painted stainless steel  
Acero inoxidable pintado

One color to choose  
Un color a elegir



CUSTOM COLOR

Stainless steel  
Acero inoxidable

**CANOPY FLORÓN**  
Steel gloss nickel-plated  
Acero niquel-satinado

230V: Ø8cm | 3,1in  
120V: Ø12cm | 4,7in

**CABLE**  
Transparent  
Transparente

Standard: 150cm | 59,1in  
Lenght/largo customizable  
120V: 200cm | 78,7in

**Energy efficiency: A++ to E**  
Eficiencia energética: A++ a E

**RECOMMENDED BULBS**  
BOMBILLAS RECOMENDADAS

230V - 50Hz

E27 LED Vintage- Max. 1x12 W

E27 LED Standard- Max. 1x12 W

120V - 60Hz

E26 LED - Max. 1x12 W

**NET WEIGHT**  
PESO NETO

1,6kg | 3,5lb



44x44x40 cm  
17,3x17,3x15,7 in  
3kg | 6,6lb



Certifications:



40cm | 16in



Ø 40cm | 16in

**LED** **Luisa** ref. **LS04-LD**

**LAMPSHADE TULIPA**  
Painted stainless steel  
Acero inoxidable pintado

One color to choose  
Un color a elegir



CUSTOM COLOR

Stainless steel  
Acero inoxidable

Bottom diffuser  
Difusor inferior

**CANOPY FLORÓN**  
Steel gloss nickel-plated  
Acero niquel-satinado

230V: Ø14,2cm | 5,6in  
120V: Ø14,2cm | 5,6in

**CABLE**  
Transparent  
Transparente

Standard: 150cm | 59,1in  
Lenght/largo customizable  
120V: 200cm | 78,7in

**LED / DIMMABLE**

**LIGHT SOURCE BUILT-IN**  
FUENTE DE LUZ INCLUIDA

230V - 50Hz

18,1W 3000K 1776lm built-in  
upon request 2700K 1645lm

Dimming system DALI / Switch DIM  
upon request PHASE CUT

100-277V - 60Hz

18,1W 3000K 1776lm built-in  
upon request 2700K 1645lm

Dimming system 0-10 V  
upon request PHASE CONTROL (only 120V)

**Energy efficiency: A+**  
Eficiencia energética: A+

**NET WEIGHT**  
PESO NETO

2,4kg | 5,3lb



44x44x40 cm  
17,3x17,3x15,7 in  
3,5kg | 7,1lb



Certifications:



40cm | 16in



Ø 40cm | 16in

## Luisa ref. LSO4G



50cm | 20in

Ø 45cm | 18in

**LAMPSHADE TULIPA**  
Painted stainless steel  
Acero inoxidable pintado

One color to choose  
Un color a elegir



CUSTOM  
COLOR

Stainless steel  
Acero inoxidable

**CANOPY FLORÓN**  
Steel gloss nickel-plated  
Acero niquel-satinado

230V: Ø8cm | 3,1in  
120V: Ø12cm | 4,7in

**CABLE**  
Transparent  
Transparente

Standard: 150cm | 59,1in  
Lenght/largo customizable  
120V: 200cm | 78,7in

**Energy efficiency: A++ to E**  
Eficiencia energética: A++ a E

**RECOMMENDED BULBS**  
BOMBILLAS RECOMENDADAS

230V - 50Hz

E27 LED Vintage- Max. 1x12 W

E27 LED Standard- Max. 1x12 W

120V - 60Hz

E26 LED - Max. 1x12 W

**NET WEIGHT**  
PESO NETO

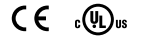
2,7kg | 6lb



51x51x53 cm  
20x20x20,9 in  
4kg | 9lb



Certifications:



LED

## Luisa ref. LSO4G-LD



50cm | 20in

Ø 45cm | 18in

**LAMPSHADE TULIPA**  
Painted stainless steel  
Acero inoxidable pintado

One color to choose  
Un color a elegir



CUSTOM  
COLOR

Stainless steel  
Acero inoxidable

Bottom diffuser  
Difusor inferior

**CANOPY FLORÓN**  
Steel gloss nickel-plated  
Acero niquel-satinado

230V: Ø14,2cm | 5,6in  
120V: Ø14,2cm | 5,6in

**CABLE**  
Transparent  
Transparente

Standard: 150cm | 59,1in  
Lenght/largo customizable  
120V: 200cm | 78,7in

**LIGHT SOURCE BUILT-IN**  
FUENTE DE LUZ INCLUIDA

230V - 50Hz

18,1W 3000K 1776lm built-in  
upon request 2700K 1645lm

Dimming system DALI / Switch DIM  
upon request PHASE CUT

100-277V - 60Hz

18,1W 3000K 1776lm built-in  
upon request 2700K 1645lm

Dimming system 0-10 V  
upon request PHASE CONTROL (only 120V)

**Energy efficiency: A+**  
Eficiencia energética: A+

**NET WEIGHT**  
PESO NETO

3,3kg | 7,3lb



51x51x53 cm  
20x20x20,9 in  
4,6kg | 10,1lb



Certifications:



LED

## Mytilus ref. MY04



17cm | 6,7in

60x47cm | 23,6x18,5in \*

**LAMPSHADE TULIPA**  
Painted stainless steel  
Acero inoxidable pintado

One color: white  
Un color: blanco



BL

**DIFFUSER DIFUSOR**

Glass sphere  
Esfera de vidrio

\*approximate measurements  
\*medidas aproximadas

**CANOPY FLORÓN**  
Steel painted in white  
Acero pintado en blanco

230V: Ø12cm | 4,7in  
120V: Ø12cm | 4,7in

**CABLE**  
Transparent  
Transparente

Standard: 150cm | 59,1in  
Lenght/largo customizable  
120V: 200cm | 78,7in

**LIGHT SOURCE BUILT-IN**  
FUENTE DE LUZ INCLUIDA

230V - 50Hz

8W 3000K 1067lm built-in  
upon request 2700K 960lm

Dimming system DALI / Switch DIM  
upon request PHASE CUT

120V - 60Hz

8W 3000K 1067lm built-in  
upon request 2700K 960lm

Dimming system PHASE CONTROL

**Energy efficiency: A+**  
Eficiencia energética: A+

**NET WEIGHT**  
PESO NETO

3kg | 6,6lb



60x60x22 cm  
23,6x23,6x8,7 in  
5,5kg | 12,1lb



Certifications:



22cm | 8,7in



90x74cm | 35,4x29,1in \*

**LED** **Mytilus** ref. MY04G

**LAMPSHADE TULIPA**  
Painted stainless steel  
Acero inoxidable pintado

One color: white  
Un color: blanco



BL

**DIFFUSER DIFUSOR**  
Glass sphere  
Esfera de vidrio

\* approximate measurements  
\* medidas aproximadas

**CANOPY FLORÓN**  
Steel painted in white  
Acero pintado en blanco

230V: Ø12cm | 4,7in  
120V: Ø12cm | 4,7in

**CABLE**  
Transparent  
Transparente

Standard: 150cm | 59,1in  
Lenght/largo customizable  
120V: 200cm | 78,7in

**LED / DIMMABLE**

**LIGHT SOURCE BUILT-IN**  
FUENTE DE LUZ INCLUIDA

230V - 50Hz

8W 3000K 1067lm built-in  
upon request 2700K 960lm

Dimming system DALI / Switch DIM  
upon request PHASE CUT

120V - 60Hz

8W 3000K 1067lm built-in  
upon request 2700K 960lm

Dimming system PHASE CONTROL

Energy efficiency: A+  
Eficiencia energética: A+

**NET WEIGHT**  
PESO NETO

6,5kg | 14,3lb



82x97x30 cm  
32,3x38,2x11,8 in  
7,6kg | 16,7lb




Certifications:



**Nevo** ref. NE04-1

**LAMPSHADE TULIPA**  
Painted stainless steel  
Acero inoxidable pintado

One color to choose  
Un color a elegir



CUSTOM  
COLOR

Steel gloss nickel-plated  
and Stainless steel  
Acero niquel-satinado  
y acero inoxidable

**CANOPY FLORÓN**  
Steel gloss nickel-plated  
Acero niquel-satinado

230V: Ø8cm | 3,1in  
120V: Ø12cm | 4,7in

**CABLE**  
Transparent  
Transparente

Standard: 150cm | 59,1in  
Lenght/largo customizable  
120V: 200cm | 78,7in

Energy efficiency: A++ to E  
Eficiencia energética: A++ a E

**RECOMMENDED BULBS**  
BOMBILLAS RECOMENDADAS

230V - 50Hz

E14 LED Vintage - Max. 2x7 W  
E14 LED Standard- Max. 2x7 W

120V - 60Hz

E12 LED - Max. 2x7 W

**NET WEIGHT**  
PESO NETO

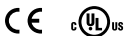
1,2kg | 2,6lb



36x36x31 cm  
14,2x14,2x12,2 in  
2,3kg | 5lb



Certifications:



20cm | 7,9in




Ø 38cm | 15in

**LED** **Nevo** ref. NE04-1-LD

**LAMPSHADE TULIPA**  
Painted stainless steel  
Acero inoxidable pintado

One color to choose  
Un color a elegir



CUSTOM  
COLOR

Stainless steel  
Acero inoxidable

Inside diffuser  
Difusor interno

**CANOPY FLORÓN**  
Steel gloss nickel-plated  
Acero niquel-satinado

230V: Ø14,2cm | 5,6in  
120V: Ø14,2cm | 5,6in

**CABLE**  
Transparent  
Transparente

Standard: 150cm | 59,1in  
Lenght/largo customizable  
120V: 200cm | 78,7in

**LIGHT SOURCE BUILT-IN**  
FUENTE DE LUZ INCLUIDA

230V - 50Hz

18,1W 3000K 1776lm built-in  
upon request 2700K 1645lm

Dimming system DALI / Switch DIM  
upon request PHASE CUT

100-277V - 60Hz

18,1W 3000K 1776lm built-in  
upon request 2700K 1645lm

Dimming system 0-10 V  
upon request PHASE CONTROL (only 120V)

Energy efficiency: A+  
Eficiencia energética: A+

**NET WEIGHT**  
PESO NETO

1,9kg | 4,2lb



36x36x31 cm  
14,2x14,2x12,2 in  
2,6kg | 5,1lb



Certifications:





25cm | 9,8in

53x47cm | 20,9x18,5in

## Nevo ref. NE04

### LAMPSHADE TULIPA

Painted stainless steel  
Acero inoxidable pintado

One color to choose  
Un color a elegir



CUSTOM  
COLOR

Steel gloss nickel-plated  
and Stainless steel  
Acero niquel-satinado  
y acero inoxidable

### CANOPY FLORÓN

Steel gloss nickel-plated  
and Stainless steel  
Acero niquel-satinado y  
acero inoxidable

230V: Ø15(12)cm | 5,9(4,7)in  
120V: Ø15(12)cm | 5,9(4,7)in

### CABLE

Transparent  
Transparente

Standard: 150cm | 59,1in  
Lenght/largo customizable  
120V: 200cm | 78,7in

Energy efficiency: A++ to E  
Eficiencia energética: A++ a E

### RECOMMENDED BULBS BOMBILLAS RECOMENDADAS

230V - 50Hz

E27 LED Vintage- Max. 3x8 W

E27 LED Standard- Max. 3x8 W

120V - 60Hz

E26 LED - Max. 3x8 W

### NET WEIGHT PESO NETO


3,1kg | 6,8lb



60x60x33 cm  
23,6x23,6x13 in  
5kg | 11lb



Certifications:



30cm | 11,8in

Ø 90cm | 35,4in

## Nevo ref. NE04G

### LAMPSHADE TULIPA

Painted stainless steel  
Acero inoxidable pintado

One color to choose  
Un color a elegir



CUSTOM  
COLOR

Steel gloss nickel-plated  
and Stainless steel  
Acero niquel-satinado  
y acero inoxidable

### CANOPY FLORÓN

Steel gloss nickel-plated  
and Stainless steel  
Acero niquel-satinado y  
acero inoxidable

230V: Ø15(12)cm | 5,9(4,7)in  
120V: Ø15(12)cm | 5,9(4,7)in

### CABLE

Transparent  
Transparente

Standard: 150cm | 59,1in  
Lenght/largo customizable  
120V: 200cm | 78,7in

Energy efficiency: A++ to E  
Eficiencia energética: A++ a E

### RECOMMENDED BULBS BOMBILLAS RECOMENDADAS

230V - 50Hz

E27 LED Vintage- Max. 4x12 W

E27 LED Standard- Max. 4x12 W

120V - 60Hz

E26 LED - Max. 4x12 W

### NET WEIGHT PESO NETO

5,6kg | 12,3lb



84x84x38 cm  
33x33x15 in  
9,4kg | 20,7lb



Certifications:



28cm | 11in


Ø 29cm | 11,9in

## Onn ref. ON04-1

### LAMPSHADE TULIPA

Painted stainless steel  
Acero inoxidable pintado

One color to choose  
Un color a elegir



CUSTOM  
COLOR

Stainless steel  
Acero inoxidable

### CANOPY FLORÓN

Steel gloss nickel-plated  
Acero niquel-satinado

230V: Ø8cm | 3,1in  
120V: Ø12cm | 4,7in

### CABLE

Transparent or black  
Transparente o negro

Standard: 150cm | 59,1in  
Lenght/largo customizable  
120V: 200cm | 78,7in

Energy efficiency: A++ to E  
Eficiencia energética: A++ a E

### RECOMMENDED BULBS BOMBILLAS RECOMENDADAS

230V - 50Hz

E27 LED Vintage- Max. 1x12 W

E27 LED Standard- Max. 1x12 W

120V - 60Hz

E26 LED - Max. 1x12 W

### NET WEIGHT PESO NETO

0,8kg | 1,8lb



36x36x31 cm  
14,2x14,2x12,2 in  
1,2kg | 2,7lb



Certifications:





## Onn ref. ON04-1-LD

**LAMPSHADE TULIPA**  
Painted stainless steel  
Acero inoxidable pintado

One color to choose  
Un color a elegir



Stainless steel  
Acero inoxidable

Bottom diffuser  
Difusor inferior

**CANOPY FLORÓN**  
Steel gloss nickel-plated  
Acero níquel-satinado

230V: Ø14,2cm | 5,6in  
120V: Ø14,2cm | 5,6in

**CABLE**  
Transparent or black  
Transparente o negro  
Standard: 150cm | 59,1in  
Length/largo customizable  
120V: 200cm | 78,7in

## LED / DIMMABLE

**LIGHT SOURCE BUILT-IN**  
FUENTE DE LUZ INCLUIDA  
230V - 50Hz

8W 3000K 1067lm built-in  
upon request 2700K 960lm

Dimming system DALI / Switch DIM  
upon request PHASE CUT

120V - 60Hz

8W 3000K 1067lm built-in  
upon request 2700K 960lm

Dimming system PHASE CONTROL

Energy efficiency: A+  
Eficiencia energética: A+

**NET WEIGHT**  
PESO NETO

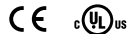
1kg | 2,2lb



36x36x31 cm  
14,2x14,2x12,2 in  
1,6kg | 3,6lb



Certifications:



## Onn ref. ON04

**LAMPSHADE TULIPA**  
Painted stainless steel  
Acero inoxidable pintado

One color to choose  
Un color a elegir



Stainless steel  
Acero inoxidable

**CANOPY FLORÓN**  
Steel gloss nickel-plated  
Acero níquel-satinado

230V: Ø8cm | 3,1in  
120V: Ø12cm | 4,7in

**CABLE**  
Transparent or black  
Transparente o negro  
Standard: 150cm | 59,1in  
Length/largo customizable  
120V: 200cm | 78,7in

**RECOMMENDED BULBS**  
BOMBILLAS RECOMENDADAS

230V - 50Hz

E27 LED Vintage- Max. 1x12 W

E27 LED Standard- Max. 1x12 W

120V - 60Hz

E26 LED - Max. 1x12 W

**NET WEIGHT**  
PESO NETO

1,4kg | 3,1lb



44x44x40 cm  
17,3x17,3x15,7 in  
3kg | 6,6lb



Certifications:



## Onn ref. ON04-LD

**LAMPSHADE TULIPA**  
Painted stainless steel  
Acero inoxidable pintado

One color to choose  
Un color a elegir



Stainless steel  
Acero inoxidable

Bottom diffuser  
Difusor inferior

**CANOPY FLORÓN**  
Steel gloss nickel-plated  
Acero níquel-satinado

230V: Ø14,2cm | 5,6in  
120V: Ø14,2cm | 5,6in

**CABLE**  
Transparent or black  
Transparente o negro  
Standard: 150cm | 59,1in  
Length/largo customizable  
120V: 200cm | 78,7in

**LIGHT SOURCE BUILT-IN**  
FUENTE DE LUZ INCLUIDA  
230V - 50Hz

18,1W 3000K 1776lm built-in  
upon request 2700K 1645lm

Dimming system DALI / Switch DIM  
upon request PHASE CUT

100-277V - 60Hz

18,1W 3000K 1776lm built-in  
upon request 2700K 1645lm

Dimming system 0-10 V  
upon request PHASE CONTROL (only 120V)

Energy efficiency: A+  
Eficiencia energética: A+

**NET WEIGHT**  
PESO NETO

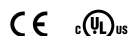
2kg | 4,4lb



44x44x40 cm  
17,3x17,3x15,7 in  
3,8kg | 8,4lb



Certifications:



35cm | 13,8in

Ø38cm | 15in



## Onn ref. ON04G



### LAMPSHADE TULIPA

Painted stainless steel  
Acero inoxidable pintado

One color to choose  
Un color a elegir



CUSTOM  
COLOR

Stainless steel  
Acero inoxidable

### CANOPY FLORÓN

Steel gloss nickel-plated  
Acero níquel-satinado

230V: Ø8cm | 3,1in  
120V: Ø12cm | 4,7in

### CABLE

Transparent or black  
Transparente o negro

Standard: 150cm | 59,1in  
Lenght/largo customizable  
120V: 200cm | 78,7in

Energy efficiency: A++ to E  
Eficiencia energética: A++ a E

### RECOMMENDED BULBS BOMBILLAS RECOMENDADAS

230V - 50Hz

E27 LED Vintage- Max. 3x12 W

E27 LED Standard- Max. 3x12 W

120V - 60Hz

E26 LED - Max. 3x12 W

### NET WEIGHT PESO NETO

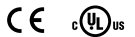
2,3kg | 5,1lb



51x51x53 cm  
20x20x20,9 in  
4,8kg | 10,6lb



Certifications:



LED


## Onn ref. ON04G-LD



### LAMPSHADE TULIPA

Painted stainless steel  
Acero inoxidable pintado

One color to choose  
Un color a elegir



CUSTOM  
COLOR

Stainless steel  
Acero inoxidable

Bottom diffuser  
Difusor inferior

### CANOPY FLORÓN

Steel gloss nickel-plated  
Acero níquel-satinado

230V: Ø14,2cm | 5,6in  
120V: Ø14,2cm | 5,6in

### CABLE

Transparent or black  
Transparente o negro

Standard: 150cm | 59,1in  
Lenght/largo customizable  
120V: 200cm | 78,7in

### LIGHT SOURCE BUILT-IN FUENTE DE LUZ INCLUIDA

230V - 50Hz

18,1W 3000K 1776lm built-in  
upon request 2700K 1645lm

Dimming system DALI / Switch DIM  
upon request PHASE CUT

100-277V - 60Hz

18,1W 3000K 1776lm built-in  
upon request 2700K 1645lm

Dimming system 0-10 V  
upon request PHASE CONTROL (only 120V)

Energy efficiency: A+  
Eficiencia energética: A+

### NET WEIGHT PESO NETO

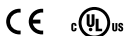
3,4kg | 7,5lb



51x51x53 cm  
20x20x20,9 in  
5,6kg | 12,3lb



Certifications:



## Pili ref. PL04



### LAMPSHADE TULIPA

Painted stainless steel  
thread  
Hilo de acero inoxidable  
pintado

One color: white  
Un color: blanco



B

### CANOPY FLORÓN

Steel gloss nickel-plated  
Acero níquel-satinado

230V: Ø8cm | 3,1in  
120V: Ø12cm | 4,7in

### CABLE

Transparent  
Transparente

Standard: 150cm | 59,1in  
Lenght/largo customizable  
120V: 200cm | 78,7in

Energy efficiency: A++ to E  
Eficiencia energética: A++ a E

### RECOMMENDED BULBS BOMBILLAS RECOMENDADAS

230V - 50Hz

E27 LED Vintage- Max. 1x12 W

E27 LED Standard- Max. 1x12 W

120V - 60Hz

E26 LED - Max. 1x12 W

### NET WEIGHT PESO NETO

0,8kg | 1,8lb



44x44x40 cm  
17,3x17,3x15,7 in  
2,5kg | 5,5lb



Certifications:



## Pili ref. PL04G



### LAMPSHADE TULIPA

Painted stainless steel thread  
Hilo de acero inoxidable pintado

One color: white  
Un color: blanco



### CANOPY FLORÓN

Steel gloss nickel-plated  
Acero níquel-satinado

230V: Ø8cm | 3,1in  
120V: Ø12cm | 4,7in

### CABLE

Transparent  
Transparente

Standard: 150cm | 59,1in  
Lenght/largo customizable  
120V: 200cm | 78,7in

Energy efficiency: A++ to E  
Eficiencia energética: A++ a E

### RECOMMENDED BULBS BOMBILLAS RECOMENDADAS

230V - 50Hz

E27 LED Vintage- Max. 1x12 W

E27 LED Standard- Max. 1x12 W

120V - 60Hz

E26 LED - Max. 1x12 W

### NET WEIGHT PESO NETO

1,3kg | 2,9lb



51x51x53 cm  
20x20x20,9 in  
3,4kg | 7,5lb



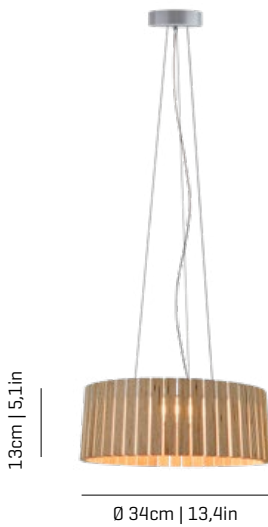
Certifications:



LED

## Shio ref. SH04-1-LD

LED / DIMMABLE



### LAMPSHADE TULIPA

Plywood  
Tablero marino

Painted steel  
Acero pintado

One color to choose  
Un color a elegir



Top and bottom diffuser  
Difusor superior e inferior

### CANOPY FLORÓN

Steel gloss nickel-plated  
Acero níquel-satinado

230V: Ø14,2cm | 5,6in  
120V: Ø14,2cm | 5,6in

### CABLE

Transparent or black  
Transparente o negro

Standard: 150cm | 59,1in  
Lenght/largo customizable  
120V: 200cm | 78,7in

### LIGHT SOURCE BUILT-IN FUENTE DE LUZ INCLUIDA

230V - 50Hz

12W 3000K 1085lm built-in  
upon request 2700K 1017lm

Dimming system DALI / Switch DIM  
upon request PHASE CUT

120V - 60Hz

12W 3000K 1085lm built-in  
upon request 2700K 1017lm

Dimming system PHASE CONTROL

Energy efficiency: A+  
Eficiencia energética: A+

### NET WEIGHT PESO NETO

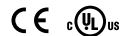
3,3kg | 7,3lb



44x44x20 cm  
17,3x17,3x7,9 in  
4,7kg | 10,5lb



Certifications:



LED

## Shio ref. SH04-LD

LED / DIMMABLE



### LAMPSHADE TULIPA

Plywood  
Tablero marino

Painted steel  
Acero pintado

One color to choose  
Un color a elegir



Top and bottom diffuser  
Difusor superior e inferior

### CANOPY FLORÓN

Steel gloss nickel-plated  
Acero níquel-satinado

230V: Ø14,2cm | 5,6in  
120V: Ø14,2cm | 5,6in

### CABLE

Transparent or black  
Transparente o negro

Standard: 150cm | 59,1in  
Lenght/largo customizable  
120V: 200cm | 78,7in

### LIGHT SOURCE BUILT-IN FUENTE DE LUZ INCLUIDA

230V - 50Hz

24W 3000K 2005lm built-in  
upon request 2700K 1880lm

Dimming system DALI / Switch DIM  
upon request PHASE CUT

100-277V - 60Hz

24W 3000K 2005lm built-in  
upon request 2700K 1880lm

Dimming system 0-10 V  
upon request PHASE CONTROL (only 120V)

Energy efficiency: A+  
Eficiencia energética: A+

### NET WEIGHT PESO NETO

6kg | 13,2lb



60x60x22 cm  
23,6x23,6x8,7 in  
8,4kg | 18,5lb



Certifications:



## Tati ref. TA04-1



**LAMPSHADE TULIPA**  
Painted stainless steel  
Acero inoxidable pintado

One color to choose  
Un color a elegir



CUSTOM  
COLOR

Steel gloss nickel-plated  
and Stainless steel  
Acero níquel-satinado  
y acero inoxidable

**CANOPY FLORÓN**  
Steel gloss nickel-plated  
and Stainless steel  
Acero níquel-satinado y  
acero inoxidable

230V: Ø15(12)cm | 5,9(4,7)in  
120V: Ø15(12)cm | 5,9(4,7)in

**CABLE**  
Transparent or black  
Transparente o negro  
Standard: 150cm | 59,1in  
Lenght/largo customizable  
120V: 200cm | 78,7in

Energy efficiency: A++ to E  
Eficiencia energética: A++ a E

**RECOMMENDED BULBS**  
BOMBILLAS RECOMENDADAS

230V - 50Hz

E27 LED Vintage- Max. 1x8 W

E27 LED Standard- Max. 1x8 W

120V - 60Hz

E26 LED - Max. 1x8 W

**NET WEIGHT**  
PESO NETO

2kg | 4,4lb



60x60x33 cm  
23,6x23,6x13 in  
3kg | 6,6lb




Certifications:



LED

## Tati ref. TA04-1-LD

LED / DIMMABLE



**LAMPSHADE TULIPA**  
Painted stainless steel  
Acero inoxidable pintado

One color to choose  
Un color a elegir



CUSTOM  
COLOR

Steel gloss nickel-plated  
and Stainless steel  
Acero níquel-satinado y  
acero inoxidable

Inside diffuser  
Difusor interno

**CANOPY FLORÓN**  
Steel gloss nickel-plated  
Acero níquel-satinado

230V: Ø14,2cm | 5,6in  
120V: Ø14,2cm | 5,6in

**CABLE**  
Transparent or black  
Transparente o negro  
Standard: 150cm | 59,1in  
Lenght/largo customizable  
120V: 200cm | 78,7in

**LIGHT SOURCE BUILT-IN**  
FUENTE DE LUZ INCLUIDA

230V - 50Hz

18,1W 3000K 1776lm built-in  
upon request 2700K 1645lm

Dimming system DALI / Switch DIM  
upon request PHASE CUT

100-277V - 60Hz

18,1W 3000K 1776lm built-in  
upon request 2700K 1645lm

Dimming system 0-10 V  
upon request PHASE CONTROL (only 120V)

Energy efficiency: A+  
Eficiencia energética: A+

**NET WEIGHT**  
PESO NETO

2,2kg | 4,8lb



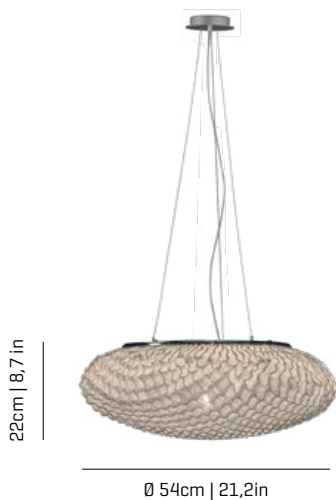
60x60x33 cm  
23,6x23,6x13 in  
3,5kg | 7,1lb



Certifications:



## Tati ref. TA04



**LAMPSHADE TULIPA**  
Painted stainless steel  
Acero inoxidable pintado

One color to choose  
Un color a elegir



CUSTOM  
COLOR

Steel gloss nickel-plated  
and Stainless steel  
Acero níquel-satinado y  
acero inoxidable

**CANOPY FLORÓN**  
Steel gloss nickel-plated  
and Stainless steel  
Acero níquel-satinado y  
acero inoxidable

230V: Ø15(12)cm | 5,9(4,7)in  
120V: Ø15(12)cm | 5,9(4,7)in

**CABLE**  
Transparent or black  
Transparente o negro  
Standard: 150cm | 59,1in  
Lenght/largo customizable  
120V: 200cm | 78,7in

Energy efficiency: A++ to E  
Eficiencia energética: A++ a E

**RECOMMENDED BULBS**  
BOMBILLAS RECOMENDADAS

230V - 50Hz

E27 LED Vintage- Max. 3x12 W

E27 LED Standard- Max. 3x12 W

120V - 60Hz

E26 LED - Max. 3x12 W

**NET WEIGHT**  
PESO NETO

3,1kg | 6,8lb



60x60x33 cm  
23,6x23,6x13 in  
4kg | 8,8lb



Certifications:



## Tati ref. TA04G



28cm | 11.1in

Ø 80cm | 31.5in

**LAMPSHADE TULIPA**  
Painted stainless steel  
Acero inoxidable pintado

One color to choose  
Un color a elegir



BL BE G T

CUSTOM  
COLOR

Steel gloss nickel-plated and Stainless steel  
Acero níquel-satinado y acero inoxidable

**CANOPY FLORÓN**  
Steel gloss nickel-plated and Stainless steel  
Acero níquel-satinado y acero inoxidable

230V: Ø15(1.2)cm | 5,9(4.7)in  
120V: Ø15(1.2)cm | 5,9(4.7)in

**CABLE**  
Transparent or black  
Transparente o negro  
Standard: 150cm | 59,1in  
Length/largo customizable  
120V: 200cm | 78,7in

Energy efficiency: A++ to E  
Eficiencia energética: A++ a E

**RECOMMENDED BULBS**  
BOMBILLAS RECOMENDADAS

230V - 50Hz

E27 LED Vintage- Max. 4x12 W

E27 LED Standard- Max. 4x12 W

120V - 60Hz

E26 LED - Max. 4x12 W

**NET WEIGHT**  
PESO NETO

4,3kg | 9,5lb



84x84x38 cm  
33,1x33,1x15 in  
10,2kg | 22,5lb



Certifications:



## Tempo Andante ref. TEAN04



50cm | 19,6in

25x23cm | 9,8x9in

**LAMPSHADE TULIPA**  
Painted stainless steel  
Acero inoxidable pintado

One color to choose  
Un color a elegir



BL BE G T

CUSTOM  
COLOR

**CANOPY FLORÓN**  
Steel gloss nickel-plated  
Acero níquel-satinado

230V: Ø8cm | 3,1in  
120V: Ø12cm | 4,7in

**CABLE**  
Transparent or black  
Transparente o negro  
Standard: 150cm | 59,1in  
Length/largo customizable  
120V: 200cm | 78,7in

Energy efficiency: A++ to E  
Eficiencia energética: A++ a E

**RECOMMENDED BULBS**  
BOMBILLAS RECOMENDADAS

230V - 50Hz

E27 LED Vintage- Max. 1x12 W

E27 LED Standard- Max. 1x12 W

120V - 60Hz

E26 LED - Max. 1x12 W

**NET WEIGHT**  
PESO NETO

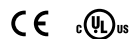
1,6kg | 3,5lb



66x32x23 cm  
26x12,6x9,1 in  
1,8kg | 4lb



Certifications:



LED

## Tempo Andante ref. TEAN04-LD LED / DIMMABLE



50cm | 19,6in

25x23cm | 9,8x9in

**LAMPSHADE TULIPA**  
Painted stainless steel  
Acero inoxidable pintado

One color to choose  
Un color a elegir



BL BE G T

CUSTOM  
COLOR

Bottom diffuser  
Difusor inferior

**CANOPY FLORÓN**  
Steel gloss nickel-plated  
Acero níquel-satinado

230V: Ø14,2cm | 5,6in  
120V: Ø14,2cm | 5,6in

**CABLE**  
Transparent or black  
Transparente o negro  
Standard: 150cm | 59,1in  
Length/largo customizable  
120V: 200cm | 78,7in

**LIGHT SOURCE BUILT-IN**  
FUENTE DE LUZ INCLUIDA

230V - 50Hz

18,1W 3000K 1776lm built-in  
upon request 2700K 1645lm

Dimming system DALI / Switch DIM  
upon request PHASE CUT

100-277V - 60Hz

18,1W 3000K 1776lm built-in  
upon request 2700K 1645lm

Dimming system 0-10 V  
upon request PHASE CONTROL [only 120V]

Energy efficiency: A+  
Eficiencia energética: A+

**NET WEIGHT**  
PESO NETO

2,1kg | 4,6lb



66x32x23 cm  
26x12,6x9,1 in  
2,4kg | 5,5lb



Certifications:



## Tempo Vivace ref. TEVIO4



27cm | 10,6in

43x39cm | 16,9x15,3in

**LAMPSHADE TULIPA**  
Painted stainless steel  
Acero inoxidable pintado

One color to choose  
Un color a elegir



CUSTOM  
COLOR

**CANOPY FLORÓN**  
Steel gloss nickel-plated  
Acero níquel-satinado

230V: Ø8cm | 3,1in  
120V: Ø12cm | 4,7in

**CABLE**  
Transparent or black  
Transparente o negro  
Standard: 150cm | 59,1in  
Lenght/largo customizable  
120V: 200cm | 78,7in

**Energy efficiency: A++ to E**  
Eficiencia energética: A++ a E

**RECOMMENDED BULBS**  
BOMBILLAS RECOMENDADAS

230V - 50Hz

E27 LED Vintage- Max. 1x12 W

E27 LED Standard- Max. 1x12 W

120V - 60Hz

E26 LED - Max. 1x12 W

**NET WEIGHT**  
PESO NETO

1,6kg | 3,5lb



44x44x40 cm  
17,3x17,3x15,7 in  
2,2kg | 4,8lb



Certifications:



LED

## Tempo Vivace ref. TEVIO4-LD LED / DIMMABLE



27cm | 10,6in

43x39cm | 16,9x15,3in

**LAMPSHADE TULIPA**  
Painted stainless steel  
Acero inoxidable pintado

One color to choose  
Un color a elegir



CUSTOM  
COLOR

Bottom diffuser  
Difusor inferior

**CANOPY FLORÓN**  
Steel gloss nickel-plated  
Acero níquel-satinado

230V: Ø14,2cm | 5,6in  
120V: Ø14,2cm | 5,6in

**CABLE**  
Transparent or black  
Transparente o negro  
Standard: 150cm | 59,1in  
Lenght/largo customizable  
120V: 200cm | 78,7in

**LIGHT SOURCE BUILT-IN**  
FUENTE DE LUZ INCLUIDA

230V - 50Hz

18,1W 3000K 1776lm built-in  
upon request 2700K 1645lm

Dimming system DALI / Switch DIM  
upon request PHASE CUT

100-277V - 60Hz

18,1W 3000K 1776lm built-in  
upon request 2700K 1645lm

Dimming system 0-10 V  
upon request PHASE CONTROL [only 120V]

**Energy efficiency: A+**  
Eficiencia energética: A+

**NET WEIGHT**  
PESO NETO

2,2kg | 4,6lb



44x44x40 cm  
17,3x17,3x15,7 in  
3kg | 6,6lb



Certifications:



## Tina ref. TN04



70cm | 27,6in

Ø 80cm | 31,5in

**LAMPSHADE TULIPA**  
Polypropylene  
Polipropileno

Painted steel  
Acero pintado

One color: white  
Un color: blanco



B

**CANOPY FLORÓN**  
Steel gloss nickel-plated  
Acero níquel-satinado

230V: Ø8cm | 3,1in  
120V: Ø12cm | 4,7in

**CABLE**  
Transparent or black  
Transparente o negro  
Standard: 150cm | 59,1in  
Lenght/largo customizable  
120V: 200cm | 78,7in

**Energy efficiency: A++ to E**  
Eficiencia energética: A++ a E

**RECOMMENDED BULBS**  
BOMBILLAS RECOMENDADAS

230V - 50Hz

E27 LED Vintage- Max. 1x12 W

E27 LED Standard- Max. 1x12 W

120V - 60Hz

E26 LED - Max. 1x12 W

**NET WEIGHT**  
PESO NETO

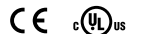
2,1kg | 4,6lb



110x31x25 cm  
43,3x12,2x9,8 in  
3,8kg | 8,3lb



Certifications:





## Tina<sub>ref.</sub> TN04-LD

### LAMPSHADE TULIPA

Polypropylene  
Polipropileno

Painted steel  
Acero pintado

One color: white  
Un color: blanco



Bottom diffuser  
Difusor inferior

### CANOPY FLORÓN

Steel gloss nickel-plated  
Acero níquel-satinado

230V: Ø14,2cm | 5,6in  
120V: Ø14,2cm | 5,6in

### CABLE

Transparent or black  
Transparente o negro

Standard: 150cm | 59,1in  
Length/largo customizable  
120V: 200cm | 78,7in

## LED/DIMMABLE

### LIGHT SOURCE BUILT-IN FUENTE DE LUZ INCLUIDA

230V - 50Hz

● 18,1W 3000K 1776lm built-in  
upon request 2700K 1645lm

Dimming system DALI / Switch DIM  
upon request PHASE CUT

100-277V - 60Hz

● 18,1W 3000K 1776lm built-in  
upon request 2700K 1645lm

Dimming system 0-10 V  
upon request PHASE CONTROL (only 120V)

Energy efficiency: A+  
Eficiencia energética: A+

### NET WEIGHT PESO NETO

3,2kg | 7,1lb



110x31x25 cm  
43,3x12,2x9,8 in  
4,3kg | 9,7lb



Certifications:



100cm | 39,4in



Ø 90cm | 35,4in

## Tina<sub>ref.</sub> TN04G

### LAMPSHADE TULIPA

Polypropylene  
Polipropileno

Painted steel  
Acero pintado

One color: white  
Un color: blanco



### CANOPY FLORÓN

Steel gloss nickel-plated  
Acero níquel-satinado

230V: Ø8cm | 3,1in  
120V: Ø12cm | 4,7in

### CABLE

Transparent or black  
Transparente o negro

Standard: 150cm | 59,1in  
Length/largo customizable  
120V: 200cm | 78,7in

Energy efficiency: A++ to E  
Eficiencia energética: A++ a E

### RECOMMENDED BULBS BOMBILLAS RECOMENDADAS

230V - 50Hz

● E27 LED Vintage- Max. 1x12 W

● E27 LED Standard- Max. 1x12 W

120V - 60Hz

● E26 LED - Max. 1x12 W

### NET WEIGHT PESO NETO

3kg | 6,6lb



110x31x25 cm  
43,3x12,2x9,8 in  
5,1kg | 11,2lb



Certifications:



## Tina<sub>ref.</sub> TN04G-LD

### LAMPSHADE TULIPA

Polypropylene  
Polipropileno

Painted steel  
Acero pintado

One color: white  
Un color: blanco



Bottom diffuser  
Difusor inferior

### CANOPY FLORÓN

Steel gloss nickel-plated  
Acero níquel-satinado

230V: Ø14,2cm | 5,6in  
120V: Ø14,2cm | 5,6in

### CABLE

Transparent or black  
Transparente o negro

Standard: 150cm | 59,1in  
Length/largo customizable  
120V: 200cm | 78,7in

## LED / DIMMABLE

### LIGHT SOURCE BUILT-IN FUENTE DE LUZ INCLUIDA

230V - 50Hz

● 18,1W 3000K 1776lm built-in  
upon request 2700K 1645lm

Dimming system DALI / Switch DIM  
upon request PHASE CUT

100-277V - 60Hz

● 18,1W 3000K 1776lm built-in  
upon request 2700K 1645lm

Dimming system 0-10 V  
upon request PHASE CONTROL (only 120V)

Energy efficiency: A+  
Eficiencia energética: A+

### NET WEIGHT PESO NETO

4kg | 8,8lb



110x31x25 cm  
43,3x12,2x9,8 in  
5,7kg | 12,6lb



Certifications:



100cm | 39,4in



Ø 90cm | 35,4in



## Ura 1 ref. UR104

**LAMPSHADE TULIPA**  
Painted stainless steel  
Acero inoxidable pintado

One color to choose  
Un color a elegir



CUSTOM  
COLOR

Stainless steel  
Acero inoxidable

**CANOPY FLORÓN**  
Steel gloss nickel-plated  
Acero niquel-satinado

230V: Ø8cm | 3,1in  
120V: Ø12cm | 4,7in

**CABLE**  
Transparent or black  
Transparente o negro

Standard: 150cm | 59,1in  
Lenght/largo customizable  
120V: 200cm | 78,7in

**Energy efficiency: A++ to E**  
Eficiencia energética: A++ a E

**RECOMMENDED BULBS**  
BOMBILLAS RECOMENDADAS

230V - 50Hz

E27 LED Vintage- Max. 1x12 W

E27 LED Standard- Max. 1x12 W

120V - 60Hz

E26 LED - Max. 1x12 W

**NET WEIGHT**  
PESO NETO

1,8kg | 4lb



60x60x33 cm  
23,6x23,6x13 in  
4,2kg | 9,2lb




Certifications:



## LED Ura 1 ref. UR104-LD

**LAMPSHADE TULIPA**  
Painted stainless steel  
Acero inoxidable pintado

One color to choose  
Un color a elegir



CUSTOM  
COLOR

Stainless steel  
Acero inoxidable

Bottom diffuser  
Difusor inferior

**CANOPY FLORÓN**  
Steel gloss nickel-plated  
Acero niquel-satinado

230V: Ø14,2cm | 5,6in  
120V: Ø14,2cm | 5,6in

**CABLE**  
Transparent or black  
Transparente o negro

Standard: 150cm | 59,1in  
Lenght/largo customizable  
120V: 200cm | 78,7in

LED / DIMMABLE

**LIGHT SOURCE BUILT-IN**  
FUENTE DE LUZ INCLUIDA

230V - 50Hz

18,1W 3000K 1776lm built-in  
upon request 2700K 1645lm

Dimming system DALI / Switch DIM  
upon request PHASE CUT

100-277V - 60Hz

18,1W 3000K 1776lm built-in  
upon request 2700K 1645lm

Dimming system 0-10 V  
upon request PHASE CONTROL [only 120V]

**Energy efficiency: A+**  
Eficiencia energética: A+

**NET WEIGHT**  
PESO NETO

2,3kg | 5,1lb



60x60x33 cm  
23,6x23,6x13 in  
4,7kg | 10,4lb




Certifications:



## Ura 2 ref. UR204

**LAMPSHADE TULIPA**  
Painted stainless steel  
Acero inoxidable pintado

One color to choose  
Un color a elegir



CUSTOM  
COLOR

Stainless steel  
Acero inoxidable

**CANOPY FLORÓN**  
Steel gloss nickel-plated  
Acero niquel-satinado

230V: Ø8cm | 3,1in  
120V: Ø12cm | 4,7in

**CABLE**  
Transparent or black  
Transparente o negro

Standard: 150cm | 59,1in  
Lenght/largo customizable  
120V: 200cm | 78,7in

**Energy efficiency: A++ to E**  
Eficiencia energética: A++ a E

**RECOMMENDED BULBS**  
BOMBILLAS RECOMENDADAS

230V - 50Hz

E27 LED Vintage- Max. 1x12 W

E27 LED Standard- Max. 1x12 W

120V - 60Hz

E26 LED - Max. 1x12 W

**NET WEIGHT**  
PESO NETO

1,1kg | 2,4lb



46x24x25 cm  
18,1x9,4x9,8 in  
1,6kg | 3,5lb



Certifications:





42cm | 16,5in


Ø20cm | 7,9in



## Ura 2 ref. UR204-LD

**LAMPSHADE TULIPA**  
Painted stainless steel  
Acero inoxidable pintado

One color to choose  
Un color a elegir



Stainless steel  
Acero inoxidable

Bottom diffuser  
Difusor inferior

**CANOPY FLORÓN**  
Steel gloss nickel-plated  
Acero niquel-satinado

230V: Ø14,2cm | 5,6in  
120V: Ø14,2cm | 5,6in

**CABLE**  
Transparent or black  
Transparente o negro

Standard: 150cm | 59,1in  
Lenght/largo customizable  
120V: 200cm | 78,7in

LED / DIMMABLE

**LIGHT SOURCE BUILT-IN**  
FUENTE DE LUZ INCLUIDA

230V - 50Hz

18,1W 3000K 1776lm built-in  
upon request 2700K 1645lm

Dimming system DALI / Switch DIM  
upon request PHASE CUT

100-277V - 60Hz

18,1W 3000K 1776lm built-in  
upon request 2700K 1645lm

Dimming system 0-10 V  
upon request PHASE CONTROL (only 120V)

Energy efficiency: A+  
Eficiencia energética: A+

**NET WEIGHT**  
PESO NETO

1,7kg | 3,7lb



46x24x25 cm  
18,1x9,4x9,8 in  
2,1kg | 4,6lb



Certifications:



24cm | 9,4in




Ø33cm | 13in

## Ura 3 ref. UR304

**LAMPSHADE TULIPA**  
Painted stainless steel  
Acero inoxidable pintado

One color to choose  
Un color a elegir



Stainless steel  
Acero inoxidable

**CANOPY FLORÓN**  
Steel gloss nickel-plated  
Acero niquel-satinado

230V: Ø8cm | 3,1in  
120V: Ø12cm | 4,7in

**CABLE**  
Transparent or black  
Transparente o negro

Standard: 150cm | 59,1in  
Lenght/largo customizable  
120V: 200cm | 78,7in

**RECOMMENDED BULBS**  
BOMBILLAS RECOMENDADAS

230V - 50Hz

E27 LED Vintage- Max. 1x12 W

E27 LED Standard- Max. 1x12 W

120V - 60Hz

E26 LED - Max. 1x12 W

**NET WEIGHT**  
PESO NETO

1,3kg | 2,9lb



36x36x31 cm  
14,2x14,2x12,2 in  
1,6kg | 3,5lb




Certifications:



## Ura 3 ref. UR304-LD

**LAMPSHADE TULIPA**  
Painted stainless steel  
Acero inoxidable pintado

One color to choose  
Un color a elegir



Stainless steel  
Acero inoxidable

Bottom diffuser  
Difusor inferior

**CANOPY FLORÓN**  
Steel gloss nickel-plated  
Acero niquel-satinado

230V: Ø14,2cm | 5,6in  
120V: Ø14,2cm | 5,6in

**CABLE**  
Transparent or black  
Transparente o negro

Standard: 150cm | 59,1in  
Lenght/largo customizable  
120V: 200cm | 78,7in

**LIGHT SOURCE BUILT-IN**  
FUENTE DE LUZ INCLUIDA

230V - 50Hz

18,1W 3000K 1776lm built-in  
upon request 2700K 1645lm

Dimming system DALI / Switch DIM  
upon request PHASE CUT

100-277V - 60Hz

18,1W 3000K 1776lm built-in  
upon request 2700K 1645lm

Dimming system 0-10 V  
upon request PHASE CONTROL (only 120V)

Energy efficiency: A+  
Eficiencia energética: A+

**NET WEIGHT**  
PESO NETO

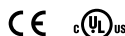
1,8kg | 4lb



36x36x31 cm  
14,2x14,2x12,2 in  
2kg | 4,4lb



Certifications:



24cm | 9,4in

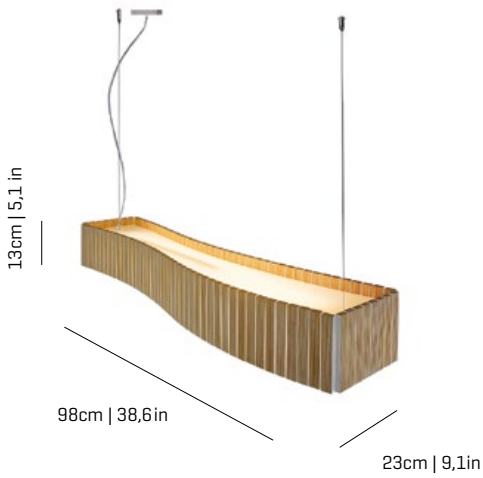


Ø33cm | 13in





## Uxi ref. UX04-LD



### LAMPSHADE TULIPA

Plywood  
Tablero marino

One color to choose  
Un color a elegir



Top and bottom diffuser  
Difusor superior e inferior

### CANOPY FLORÓN

Stainless steel  
Acero inoxidable

230V: 13x11cm | 5,1x4,3in  
120V: 13x11cm | 5,1x4,3in

### CABLE

Transparent or black  
Transparente o negro

Standard: 150cm | 59,1in  
Lenght/largo customizable  
120V: 200cm | 78,7in

### LIGHT SOURCE BUILT-IN FUENTE DE LUZ INCLUIDA

230V - 50Hz

24W 3000K 3659lm built-in  
upon request 2700K 3550lm

Dimming system DALI / Switch DIM  
upon request PHASE CUT

100-277V - 60Hz

24W 3000K 3659lm built-in  
upon request 2700K 3550lm

Dimming system 0-10 V  
upon request PHASE CONTROL (only 120V)

Energy efficiency: A++  
Eficiencia energética: A++

### NET WEIGHT PESO NETO

5,7kg | 12,6lb

110x31x25 cm  
43,3x12,2x9,8 in  
7,7kg | 17lb



Certifications:  
CE cUL US

## Virginia ref. VG04A



### LAMPSHADE TULIPA

Painted stainless steel  
Acero inoxidable pintado

One color to choose  
Un color a elegir



Stainless steel  
Acero inoxidable

### CANOPY FLORÓN

Steel gloss nickel-plated  
Acero níquel-satinado

230V: Ø8cm | 3,1in  
120V: Ø12cm | 4,7in

### CABLE

Transparent or black  
Transparente o negro

Standard: 150cm | 59,1in  
Lenght/largo customizable  
120V: 200cm | 78,7in

Energy efficiency: A++ to E  
Eficiencia energética: A++ a E

### RECOMMENDED BULBS BOMBILLAS RECOMENDADAS

230V - 50Hz

E27 LED Vintage- Max. 1x12 W

E27 LED Standard- Max. 1x12 W

120V - 60Hz

E26 LED - Max. 1x12 W

### NET WEIGHT PESO NETO

3,5kg | 7,7lb

44x44x50 cm  
17,3x17,3x19,7 in

4,2kg | 9,3lb



Certifications:  
CE cUL US



## Virginia ref. VG04A-LD

### LED / DIMMABLE



### LAMPSHADE TULIPA

Painted stainless steel  
Acero inoxidable pintado

One color to choose  
Un color a elegir



Stainless steel  
Acero inoxidable

### CANOPY FLORÓN

Steel gloss nickel-plated  
Acero níquel-satinado

230V: Ø14,2cm | 5,6in  
120V: Ø14,2cm | 5,6in

### CABLE

Transparent or black  
Transparente o negro

Standard: 150cm | 59,1in  
Lenght/largo customizable  
120V: 200cm | 78,7in

### LIGHT SOURCE BUILT-IN FUENTE DE LUZ INCLUIDA

230V - 50Hz

18,1W 3000K 1776lm built-in  
upon request 2700K 1645lm

Dimming system DALI / Switch DIM  
upon request PHASE CUT

100-277V - 60Hz

18,1W 3000K 1776lm built-in  
upon request 2700K 1645lm

Dimming system 0-10 V  
upon request PHASE CONTROL (only 120V)

Energy efficiency: A+  
Eficiencia energética: A+

### NET WEIGHT PESO NETO

3,8kg | 8,4lb

44x44x50 cm  
17,3x17,3x19,7 in  
4,5kg | 9,9lb



Certifications:  
CE cUL US

## Virginia ref. VG04B



**LAMPSHADE TULIPA**  
Painted stainless steel  
Acero inoxidable pintado

One color to choose  
Un color a elegir



CUSTOM  
COLOR

Stainless steel  
Acero inoxidable

**CANOPY FLORÓN**  
Steel gloss nickel-plated  
Acero níquel-satinado

230V: Ø8cm | 3,1in  
120V: Ø12cm | 4,7in

**CABLE**  
Transparent or black  
Transparente o negro  
Standard: 150cm | 59,1in  
Lenght/largo customizable  
120V: 200cm | 78,7in

**Energy efficiency: A++ to E**  
Eficiencia energética: A++ a E

**RECOMMENDED BULBS**  
BOMBILLAS RECOMENDADAS

230V - 50Hz

- E27 LED Vintage- Max. 1x12 W
- E27 LED Standard- Max. 1x12 W

120V - 60Hz

- E26 LED - Max. 1x12 W

**NET WEIGHT**  
PESO NETO

3kg | 6,6lb



41x41x40 cm  
16,1x16,15,7 in  
3,7kg | 8,2lb



Certifications:



LED

## Virginia ref. VG04B-LD

LED / DIMMABLE



**LAMPSHADE TULIPA**  
Painted stainless steel  
Acero inoxidable pintado

One color to choose  
Un color a elegir



CUSTOM  
COLOR

Stainless steel  
Acero inoxidable

Bottom diffuser  
Difusor inferior

**CANOPY FLORÓN**  
Steel gloss nickel-plated  
Acero níquel-satinado

230V: Ø14,2cm | 5,6in  
120V: Ø14,2cm | 5,6in

**CABLE**  
Transparent or black  
Transparente o negro  
Standard: 150cm | 59,1in  
Lenght/largo customizable  
120V: 200cm | 78,7in

**LIGHT SOURCE BUILT-IN**  
FUENTE DE LUZ INCLUIDA

230V - 50Hz

- 18,1W 3000K 1776lm built-in  
upon request 2700K 1645lm  
Dimming system DALI / Switch DIM  
upon request PHASE CUT

100-277V - 60Hz

- 18,1W 3000K 1776lm built-in  
upon request 2700K 1645lm

Dimming system 0-10 V  
upon request PHASE CONTROL (only 120V)

**NET WEIGHT**  
PESO NETO

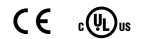
3,3kg | 7,3lb



41x41x40 cm  
16,1x16,15,7 in  
4kg | 8,8lb



Certifications:

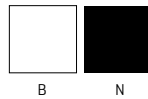


## V ref. VV04



**LAMPSHADE TULIPA**  
Polycarbonate  
Policarbonato

One color to choose  
Un color a elegir



Glass diffuser  
Difusor de vidrio

**CANOPY FLORÓN**  
Steel gloss nickel-plated  
and Stainless steel  
Acero níquel-satinado y  
acero inoxidable

230V: Ø15(±2)cm | 5,9(±,7)in  
120V: Ø15(±2)cm | 5,9(±,7)in

**CABLE**  
Transparent or black  
Transparente o negro  
Standard: 150cm | 59,1in  
Lenght/largo customizable  
120V: 200cm | 78,7in

**Energy efficiency: A++ to E**  
Eficiencia energética: A++ a E

**RECOMMENDED BULBS**  
BOMBILLAS RECOMENDADAS

230V - 50Hz

- E27 LED Vintage- Max. 1x8 W
- E27 LED Standard- Max. 1x8 W

120V - 60Hz

- E26 LED - Max. 1x8 W

**NET WEIGHT**  
PESO NETO

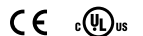
5,4kg | 12lb



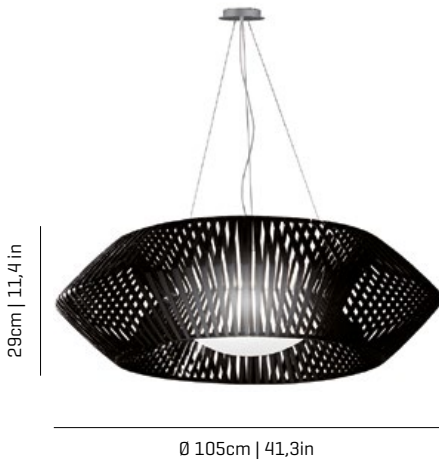
84x84x38 cm  
33x33x15 in  
9,6kg | 21,2lb



Certifications:



## V ref. VV04G




Ø 105cm | 41,3in

### LAMPSHADE TULIPA

Polycarbonate  
Policarbonato

One color to choose  
Un color a elegir



Glass diffuser  
Difusor de vidrio

### CANOPY FLORÓN

Steel gloss nickel-plated  
and Stainless steel  
Acero níquel-satinado y  
acero inoxidable

230V: Ø15(12)cm | 5,9(4,7)in  
120V: Ø15(12)cm | 5,9(4,7)in

### CABLE

Transparent or black  
Transparente o negro

Standard: 200cm | 78,7in  
Lenght/largo customizable  
120V: 200cm | 78,7in

### RECOMMENDED BULBS BOMBILLAS RECOMENDADAS

230V - 50Hz

E27 LED Vintage- Max. 4x8 W

E27 LED Standard- Max. 4x8 W

120V - 60Hz

E26 LED - Max. 4x8 W

### NET WEIGHT PESO NETO

12 kg | 26,5lb

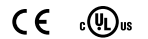


108x108x33 cm  
42,5x42,5x13 in  
10kg | 22lb

60x60x33 cm  
23,6x23,6x13 in  
60x60x22 cm  
23,6x23,6x8,7in  
12kg | 26,4lb




Certifications:



LED

## Vento ref. VN04-LD




96x19cm | 37,8x7,5in

### LAMPSHADE TULIPA

Glass  
Vidrio

One color to choose  
Un color a elegir



Color combination



Bottom diffuser  
Difusor inferior

### CANOPY FLORÓN

Stainless steel  
Acero inoxidable

230V: 13x11cm | 5,1x4,3in  
120V: 13x11cm | 5,1x4,3in

### CABLE

Transparent or black  
Transparente o negro

Standard: 150cm | 59,1in  
Lenght/largo customizable  
120V: 200cm | 78,7in

### LED / DIMMABLE

### LIGHT SOURCE BUILT-IN FUENTE DE LUZ INCLUIDA

230V - 50Hz

24W 3000K 2721lm built-in  
upon request 2700K 2637lm

Dimming system DALI / Switch DIM  
upon request PHASE CUT

100-277V - 60Hz

24W 3000K 2721lm built-in  
upon request 2700K 2637lm

Dimming system 0-10 V  
upon request PHASE CONTROL (only 120V)

Energy efficiency: A++

Eficiencia energética: A++

### NET WEIGHT PESO NETO

5,6kg | 12,3lb



125x31x32 cm  
49,2x12,2x12,6 in  
9,8kg | 21,6lb



Certifications:



## Woods ref. WD04



61cm | 24in

90cm | 35,4in\*

### LAMPSHADE TULIPA

Birch  
Abedul



Glass diffuser  
Difusor de vidrio

### CANOPY FLORÓN

Painted steel  
Acero pintado

230V: Ø60cm | 23,6in  
120V: Ø60cm | 23,6in

### CABLE

Transparent  
Transparente

Energy efficiency: A++ to E  
Eficiencia energética: A++ a E

### RECOMMENDED BULBS BOMBILLAS RECOMENDADAS

230V - 50Hz

E27 LED Vintage- Max. 1x12 W

E27 LED Standard- Max. 1x12 W

120V - 60Hz

E26 LED - Max. 1x12 W

### NET WEIGHT PESO NETO

14,3kg | 31,5lb



60x60x33 cm  
23,6x23,6x13 in  
17kg | 37,7lb



Certifications:



\*Height is not adjustable on site

\*Altura no ajustable

# COMPOSITIONS COMPOSICIONES

## Ballet ref. BA04-3



102cm | 40,2in

250cm | 98,4in

Ø110cm | 43,3in

### LAMPSHADE TULIPA

Painted stainless steel  
Acero inoxidable pintado

One color to choose  
Un color a elegir



CUSTOM  
COLOR

Color combinations upon request  
Combinaciones de color bajo pedido

Stainless steel  
Acero inoxidable

ref. 1xBAPI04, 1xBARE04,  
1xBALA04

### CANOPY FLORÓN

DIBOND®

230V: Ø60cm | 23,6in  
120V: Ø60cm | 23,6in

### CABLE

Transparent or black  
Transparente o negro

Lenght/largo customizable

Energy efficiency: A++ to E  
Eficiencia energética: A++ a E

### RECOMMENDED BULBS BOMBILLAS RECOMENDADAS

230V - 50Hz

E27 LED Vintage- Max. 3x12 W

E27 LED Standard- Max. 3x12 W

120V - 60Hz

E26 LED - Max. 3x12 W

### NET WEIGHT PESO NETO

5,7kg | 12,6lb



60x80x116 cm  
23,6x31,5x45,7 in  
14kg | 30,2lb



Certifications:



## Caos ref. CA04A-3



94cm | 37in


250cm | 98,4in

75x80cm | 29,5x31,5in

### LAMPSHADE TULIPA

Cord  
Cordón

One color to choose  
Un color a elegir



Color combinations upon request  
Combinaciones de color bajo pedido

Stainless steel  
Acero inoxidable

ref. 3xCA04A

### CANOPY FLORÓN

DIBOND®

230V: Ø60cm | 23,6in  
120V: Ø60cm | 23,6in

### CABLE

Transparent  
Transparente

Lenght/largo customizable

Energy efficiency: A++ to E  
Eficiencia energética: A++ a E

### RECOMMENDED BULBS BOMBILLAS RECOMENDADAS

230V - 50Hz

E27 LED Vintage- Max. 3x12 W

E27 LED Standard- Max. 3x12 W

120V - 60Hz

E26 LED - Max. 3x12 W

### NET WEIGHT PESO NETO

6,6kg | 14,6lb



60x80x92 cm  
23,6x31,5x36,2 in  
10,5kg | 23,1lb



Certifications:



94cm | 37in



75x80cm | 29,5x31,5in

250cm | 98,4in

## Caos ref. CA04AB-3

### LAMPSHADE TULIPA

Cord  
Cordón  
One color to choose  
Un color a elegir



Color combinations upon request  
Combinaciones de color bajo pedido

Stainless steel  
Acero inoxidable

ref. 1xCA04A, 2xCA04B  
\*picture colors: 48, 49, 51  
\*colores de la fotografía: 48, 49, 51

### CANOPY FLORÓN

DIBOND®  
230V: Ø60cm | 23,6in  
120V: Ø60cm | 23,6in

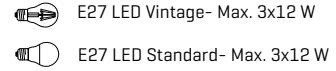
### CABLE

Transparent  
Transparente  
Lenght/largo customizable

Energy efficiency: A++ to E  
Eficiencia energética: A++ a E

### RECOMMENDED BULBS BOMBILLAS RECOMENDADAS

230V - 50Hz



120V - 60Hz



### NET WEIGHT PESO NETO

6,6kg | 14,6lb



60x80x92 cm  
23,6x31,5x36,2 in  
10,5kg | 23,1lb



Certifications:  
CE cULus

100cm | 39,4in



103x90cm | 40,6x35,4in

250cm | 98,4in

### LAMPSHADE TULIPA

Cord  
Cordón  
One color to choose  
Un color a elegir



Color combinations upon request  
Combinaciones de color bajo pedido

Stainless steel  
Acero inoxidable

ref. 3xCA04A, 1xCA04AG

### CANOPY FLORÓN

DIBOND®  
230V: Ø100cm | 39,4in  
120V: Ø100cm | 39,4in

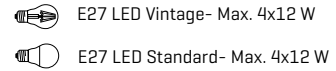
### CABLE

Transparent  
Transparente  
Lenght/largo customizable

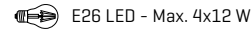
Energy efficiency: A++ to E  
Eficiencia energética: A++ a E

### RECOMMENDED BULBS BOMBILLAS RECOMENDADAS

230V - 50Hz



120V - 60Hz



### NET WEIGHT PESO NETO

7,7kg | 17,2lb



80x120x115 cm  
31,5x47,2x45,3 in  
18kg | 39,6lb



Certifications:  
CE cULus

86cm | 33,9in



115x115cm | 45,3x45,3in

250cm | 98,4in

### LAMPSHADE TULIPA

Cord  
Cordón  
One color to choose  
Un color a elegir



Color combinations upon request  
Combinaciones de color bajo pedido

Stainless steel  
Acero inoxidable

ref. 6xCA04A  
\*picture colors: 42, 46, 52  
\*colores de la fotografía: 42, 46, 52

### CANOPY FLORÓN

DIBOND®  
230V: Ø100cm | 39,4in  
120V: Ø100cm | 39,4in

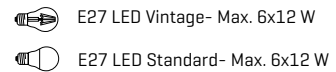
### CABLE

Transparent  
Transparente  
Lenght/largo customizable

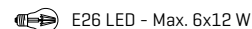
Energy efficiency: A++ to E  
Eficiencia energética: A++ a E

### RECOMMENDED BULBS BOMBILLAS RECOMENDADAS

230V - 50Hz



120V - 60Hz



### NET WEIGHT PESO NETO

14kg | 30,9lb



80x120x115 cm  
31,5x47,2x45,3 in  
20kg | 44lb



Certifications:  
CE cULus



## Coral ref. C004-3

**LAMPSHADE TULIPA**  
Painted stainless steel  
Acero inoxidable pintado

One color to choose  
Un color a elegir



CUSTOM  
COLOR

Color combinations upon request  
Combinaciones de color bajo pedido

Stainless steel  
Acero inoxidable

ref. 1xCOAU04, 1xCOSE04,  
1xCOGA04

**CANOPY FLORÓN**  
DIBOND®

230V: Ø60cm | 23,6in  
120V: Ø60cm | 23,6in

**CABLE**  
Transparent or black  
Transparente o negro

Lenght/largo customizable

Energy efficiency: A++ to E  
Eficiencia energética: A++ a E

**RECOMMENDED BULBS**  
BOMBILLAS RECOMENDADAS

230V - 50Hz

E27 LED Vintage- Max. 3x12 W

E27 LED Standard- Max. 3x12 W

120V - 60Hz

E26 LED - Max. 3x12 W

**NET WEIGHT**  
PESO NETO

6,9kg | 15,2lb



60x80x85 cm  
23,6x31,5x33,5 in  
12kg | 26,5lb




Certifications:



## Coral ref. C004-5

**LAMPSHADE TULIPA**  
Painted stainless steel  
Acero inoxidable pintado

One color to choose  
Un color a elegir



CUSTOM  
COLOR

Color combinations upon request  
Combinaciones de color bajo pedido

Stainless steel  
Acero inoxidable

ref. 1xCOAU04, 1xCOCY04,  
1xCOSE04, 1xCOGA04,  
1xCORE04

**CANOPY FLORÓN**  
DIBOND®

230V: Ø60cm | 23,6in  
120V: Ø60cm | 23,6in

**CABLE**  
Transparent or black  
Transparente o negro

Lenght/largo customizable

Energy efficiency: A++ to E  
Eficiencia energética: A++ a E

**RECOMMENDED BULBS**  
BOMBILLAS RECOMENDADAS

230V - 50Hz

E27 LED Vintage- Max. 5x12 W

E27 LED Standard- Max. 5x12 W

120V - 60Hz

E26 LED - Max. 5x12 W

**NET WEIGHT**  
PESO NETO

9,6kg | 21,2lb



60x80x110 cm  
23,6x31,5x43,3 in  
17,5kg | 38,6lb



Certifications:



## Coral ref. C004-10

**LAMPSHADE TULIPA**  
Painted stainless steel  
Acero inoxidable pintado

One color to choose  
Un color a elegir



CUSTOM  
COLOR

Color combinations upon request  
Combinaciones de color bajo pedido

Stainless steel  
Acero inoxidable

ref. 2xCOAU04, 1xCOCY04,  
2xCOSE04, 2xCOGA04,  
2xCORE04, 1xCOAU04G

**CANOPY FLORÓN**  
DIBOND®

230V: Ø120cm | 47,2in  
120V: Ø120cm | 47,2in

**CABLE**  
Transparent or black  
Transparente o negro

Lenght/largo customizable

Energy efficiency: A++ to E  
Eficiencia energética: A++ a E

**RECOMMENDED BULBS**  
BOMBILLAS RECOMENDADAS

230V - 50Hz

E27 LED Vintage- Max. 13x12 W

E27 LED Standard- Max. 13x12 W

120V - 60Hz

E26 LED - Max. 10x12 W

**NET WEIGHT**  
PESO NETO

35,3kg | 77,8lb




80x125x138 cm  
31,5x49,2x54,3 in  
56kg | 123,5lb



Certifications:






## Curvas ref. CVO4C-3

### LAMP SHADE TULIPA

Glass  
Vidrio

One color to choose  
Un color a elegir



Bottom diffuser  
Difusor inferior

ref. 3xCV04  
\*picture color: 02  
\*color de la fotografía: 02

### CANOPY FLORÓN

DIBOND®  
230V: Ø60cm | 23,6in  
120V: Ø60cm | 23,6in

### CABLE

Transparent or black  
Transparente o negro  
Lenght/largo customizable

Energy efficiency: A++ to E  
Eficiencia energética: A++ a E

### RECOMMENDED BULBS BOMBILLAS RECOMENDADAS

230V - 50Hz  
E27 LED Vintage- Max. 3x12 W  
E27 LED Standard- Max. 3x12 W

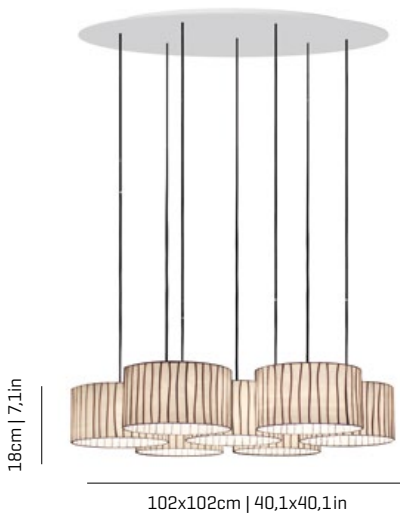
120V - 60Hz  
E26 LED - Max. 3x12 W

### NET WEIGHT PESO NETO

8kg | 17,6lb  
60x80x95 cm  
23,6x31,5x37,4 in  
16kg | 35lb




## Curvas ref. CVO4-7



### LAMP SHADE TULIPA

Glass  
Vidrio

One color to choose  
Un color a elegir



Bottom diffuser  
Difusor inferior

ref. 7xCV04  
\*picture color: 02  
\*color de la fotografía: 02

### CANOPY FLORÓN

DIBOND®  
230V: Ø100cm | 39,4in  
120V: Ø100cm | 39,4in

### CABLE

Transparent or black  
Transparente o negro  
Lenght/largo customizable

Energy efficiency: A++ to E  
Eficiencia energética: A++ a E

### RECOMMENDED BULBS BOMBILLAS RECOMENDADAS

230V - 50Hz  
E27 LED Vintage- Max. 7x12 W  
E27 LED Standard- Max. 7x12 W

120V - 60Hz  
E26 LED - Max. 7x12 W

### NET WEIGHT PESO NETO

18kg | 39,7lb  
80x120x125 cm  
31,5x47,2x49,2 in  
35kg | 77lb




## Fluo ref. FLO4-4



### LAMP SHADE TULIPA

Galvanized painted steel  
Acero galvanizado pintado

One color: white  
Un color: blanco



ref. 4xFLO4

### CANOPY FLORÓN

Stainless steel  
Acero inoxidable  
230V: Ø14cm | 5,51in  
h10cm | 3,9in  
120V: Ø14cm | 5,51in  
h10cm | 3,9in

### CABLE

Transparent  
Transparente  
Lenght/largo customizable

Energy efficiency: A++ to E  
Eficiencia energética: A++ a E

### RECOMMENDED BULBS BOMBILLAS RECOMENDADAS

230V - 50Hz  
E27 LED Vintage- Max. 4x12 W  
E27 LED Standard- Max. 4x12 W

120V - 60Hz  
E26 LED - Max. 4x12 W

### NET WEIGHT PESO NETO

11,3kg | 25lb  
77x82x139 cm  
30,3x32,3x54,7 in  
22kg | 48,5lb  
77x82x139 cm  
30,3x32,3x54,7 in  
20kg | 44,1lb



Transport not included  
Transporte no incluido

120cm | 47,2in



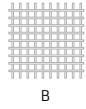
Ø 260cm | 102in

250cm | 98,4in

## Fluo ref. FLO4-16

**LAMPSHADE TULIPA**  
Galvanized painted steel  
Acero galvanizado pintado

One color: white  
Un color: blanco



B

**CANOPY FLORÓN**  
Stainless steel  
Acero inoxidable

230V: Ø14cm | 5,5in  
h14cm | 5,5in  
120V: Ø14cm | 5,5in  
h14cm | 5,5in

### CABLE

Transparent  
Transparente

Lenght/largo customizable\*

Energy efficiency: A++ to E  
Eficiencia energética: A++ a E

ref. 16xFL04

\*Height is not adjustable on site  
\*Altura no ajustable

### RECOMMENDED BULBS BOMBILLAS RECOMENDADAS

230V - 50Hz



E27 LED Vintage- Max. 16x12 W



E27 LED Standard- Max. 16x12 W

120V - 60Hz



E26 LED - Max. 16x12 W

### NET WEIGHT PESO NETO

57kg | 125,6lb

77x82x200 cm  
30,3x32,3x78,7 in80x120x200 cm  
31,5x47,2x78,7 in77x82x77 cm  
30,3x32,3x30,3 in

135kg | 297lb



2009

Certifications:



Transport not included  
Transporte no incluido

LED

## Mytilus ref. MY04-3

**LAMPSHADE TULIPA**  
Painted stainless steel  
Acero inoxidable pintado

One color: white  
Un color: blanco



BL

### DIFFUSER DIFUSOR

Glass sphere  
Esfera de vidrio

ref. 3xMY04G

\*approximate measurements  
\*medidas aproximadas

**CANOPY FLORÓN**  
Steel painted in white  
Acero pintado en blanco

230V: Ø15(12)cm | 5,9(4,7)in  
120V: Ø15(12)cm | 5,9(4,7)in

### CABLE

Transparent  
Transparente

Lenght/largo customizable

### LIGHT SOURCE BUILT-IN FUENTE DE LUZ INCLUIDA

230V - 50Hz

25W 3000K 1067lm built-in  
upon request 2700K 960lm

Dimming system DALI / Switch DIM

100-277V - 60Hz

25W 3000K 1067lm built-in  
upon request 2700K 960lm

Dimming system 0-10 V

### NET WEIGHT PESO NETO

25,5kg | 56,2lb

82x97x105 cm  
35,4x38,2x41,3 in  
28kg | 61,7lb

Certifications:



Energy efficiency: A+  
Eficiencia energética: A+

30cm | 11,8in



136x140cm | 53,5x55,1in

250cm | 98,4in

## Nevo ref. NE04-6

**LAMPSHADE TULIPA**  
Painted stainless steel  
Acero inoxidable pintado

One color to choose  
Un color a elegir



BL

BE

G

T



Color combinations upon request  
Combinaciones de color bajo pedido

Steel gloss nickel-plated  
and Stainless steel  
Acero níquel-satinado  
y acero inoxidable

ref. 3xNE06P, 3xNE04-1

**CANOPY FLORÓN**  
DIBOND®

230V: Ø60cm | 23,6in  
120V: Ø60cm | 23,6in

### CABLE

Transparent  
Transparente

Lenght/largo customizable

Energy efficiency: A++ to E  
Eficiencia energética: A++ a E

### RECOMMENDED BULBS BOMBILLAS RECOMENDADAS

230V - 50Hz



E14 LED Vintage- Max. 12x7 W



E14 LED Standard- Max. 12x7 W

120V - 60Hz



E12 LED - Max. 12x7 W

### NET WEIGHT PESO NETO

9,4kg | 20,7lb

60x80x82 cm  
23,6x31,5x32,3 in  
20kg | 40lb

Certifications:



115cm | 45,3in



90x90cm | 35,4x35,4in

250cm | 98,4in



140cm | 55.1in




250cm | 98.4in

125x125cm | 49,2x49,2in

## Nevo<sup>ref.</sup> NE04-11

**LAMPSHADE TULIPA**  
Painted stainless steel  
Acero inoxidable pintado

One color to choose  
Un color a elegir



CUSTOM  
COLOR

Color combinations upon request  
Combinaciones de color bajo pedido

Steel gloss nickel-plated  
and Stainless steel  
Acero níquel-satinado  
y acero inoxidable

ref. 4xNE06P, 7xNE04-1

**CANOPY FLORÓN**  
DIBOND®

230V: Ø120cm | 47,2in  
120V: Ø120cm | 47,2in

**CABLE**  
Transparent  
Transparente

Lenght/largo customizable

**Energy efficiency: A++ to E**  
Eficiencia energética: A++ a E

**RECOMMENDED BULBS**  
BOMBILLAS RECOMENDADAS

230V - 50Hz

E14 LED Vintage- Max. 22x7 W  
 E14 LED Standard- Max. 22x7 W

120V - 60Hz

E12 LED - Max. 22x7 W

**NET WEIGHT**  
PESO NETO

10kg | 22lb



80x125x135 cm  
31,5x49,2x53,1 in  
53kg | 116,8lb



Certifications:



30cm | 11.8in



250cm | 98.4in

80x80cm | 31,5x31,5in

## Tati<sup>ref.</sup> TA04-3

**LAMPSHADE TULIPA**  
Painted stainless steel  
Acero inoxidable pintado

One color to choose  
Un color a elegir



CUSTOM  
COLOR

Color combinations upon request  
Combinaciones de color bajo pedido

Steel gloss nickel-plated  
and Stainless steel  
Acero níquel-satinado  
y acero inoxidable

ref. 3xTA06G

**CANOPY FLORÓN**  
DIBOND®

230V: Ø60cm | 23,6in  
120V: Ø60cm | 23,6in

**CABLE**  
Transparent  
Transparente

Lenght/largo customizable

**Energy efficiency: A++ to E**  
Eficiencia energética: A++ a E

**RECOMMENDED BULBS**  
BOMBILLAS RECOMENDADAS

230V - 50Hz

E14 LED Vintage - Max. 6x7 W  
 E14 LED Standard- Max. 6x7 W

120V - 60Hz

E12 LED - Max. 6x7 W

**NET WEIGHT**  
PESO NETO

6kg | 13,2lb



60x80x82 cm  
23,6x31,5x32,3 in  
19kg | 41,9lb



Certifications:



60cm | 23.6in



250cm | 98.4in

85x85cm | 33,5x33,5in

## Tati<sup>ref.</sup> TA04-5

**LAMPSHADE TULIPA**  
Painted stainless steel  
Acero inoxidable pintado

One color to choose  
Un color a elegir



CUSTOM  
COLOR

Color combinations upon request  
Combinaciones de color bajo pedido

Steel gloss nickel-plated  
and Stainless steel  
Acero níquel-satinado  
y acero inoxidable

ref. 3xTA06G, 2xTA06P

**CANOPY FLORÓN**  
DIBOND®

230V: Ø60cm | 23,6in  
120V: Ø60cm | 23,6in

**CABLE**  
Transparent  
Transparente

Lenght/largo customizable

**Energy efficiency: A++ to E**  
Eficiencia energética: A++ a E

**RECOMMENDED BULBS**  
BOMBILLAS RECOMENDADAS

230V - 50Hz

E14 LED Vintage- Max. 10x7 W  
 E14 LED Standard- Max. 10x7 W

120V - 60Hz

E12 LED - Max. 10x7 W

**NET WEIGHT**  
PESO NETO

8,9kg | 19,6lb



60x80x82 cm  
23,6x31,5x32,3 in  
25kg | 55,1lb



Certifications:





70cm | 27,6in

140x140cm | 55,1x55,1in

250cm | 98,4in

## Tati ref. TA04-10

**LAMPSHADE TULIPA**  
Painted stainless steel  
Acero inoxidable pintado  
One color to choose  
Un color a elegir



CUSTOM COLOR

Color combinations upon request  
Combinaciones de color bajo pedido

Steel gloss nickel-plated and Stainless steel  
Acero niquel-satinado y acero inoxidable

ref. 6xTA06G, 4xTA06P

**CANOPY FLORÓN**  
DIBOND®  
230V: Ø120cm | 47,2in  
120V: Ø120cm | 47,2in

**CABLE**  
Transparent  
Transparente  
Lenght/largo customizable

**Energy efficiency: A++ to E**  
Eficiencia energética: A++ a E

**RECOMMENDED BULBS**  
BOMBILLAS RECOMENDADAS

230V - 50Hz  
E14 LED Vintage- Max. 20x7 W  
E14 LED Standard - Max. 20x7 W

120V - 60Hz  
E12 LED - Max. 20x7 W

**NET WEIGHT**  
PESO NETO  
19kg | 41,9lb



80x125x135 cm  
31,5x49,2x53,1 in  
55kg | 121,3lb



Certifications:  
CE cUL US




200cm | 78,7in

200x200cm | 78,7x78,7in

250cm | 98,4in

## Tina ref. TN04-5

**LAMPSHADE TULIPA**  
Polypropylene  
Polipropileno  
One color: white  
Un color: blanco



Painted steel  
Acero pintado

ref. 5xTN04

**CANOPY FLORÓN**  
DIBOND®  
230V: Ø120cm | 47,2in  
120V: Ø120cm | 47,2in

**CABLE**  
Transparent  
Transparente  
Lenght/largo customizable

**Energy efficiency: A++ to E**  
Eficiencia energética: A++ a E

**RECOMMENDED BULBS**  
BOMBILLAS RECOMENDADAS

230V - 50Hz  
E27 LED Vintage- Max. 5x12 W  
E27 LED Standard- Max. 5x12 W

120V - 60Hz  
E26 LED - Max. 5x12 W

**NET WEIGHT**  
PESO NETO  
18kg | 39,7lb



80x125x135 cm  
31,5x49,2x53,1 in  
38kg | 83,8lb



Certifications:  
CE cUL US




47cm | 18,6in

71x75cm | 27,8x29,3in

250cm | 98,4in

## Ura ref. UR04-3

**LAMPSHADE TULIPA**  
Painted stainless steel  
Acero inoxidable pintado  
One color to choose  
Un color a elegir



CUSTOM COLOR

Color combinations upon request  
Combinaciones de color bajo pedido

Stainless steel  
Acero inoxidable

ref. 1xUR104, 1xUR204, 1xUR304

**CANOPY FLORÓN**  
DIBOND®  
230V: Ø60cm | 23,6in  
120V: Ø60cm | 23,6in

**CABLE**  
Transparent or black  
Transparente o negro  
Lenght/largo customizable

**Energy efficiency: A++ to E**  
Eficiencia energética: A++ a E

**RECOMMENDED BULBS**  
BOMBILLAS RECOMENDADAS

230V - 50Hz  
E27 LED Vintage- Max. 3x12 W  
E27 LED Standard- Max. 3x12 W

120V - 60Hz  
E26 LED - Max. 3x12 W

**NET WEIGHT**  
PESO NETO  
10,2kg | 22,5lb



60x80x95 cm  
23,6x31,5x37,4 in  
10,2kg | 22,5lb



Certifications:  
CE cUL US

# WALL & CEILING LAMPS

## APLIQUES Y PLAFONES

35cm | 13,7in



36cm | 14,2in

15cm | 5,9in

### Ballet<sup>ref.</sup> BA06

**LAMPSHADE TULIPA**  
Painted stainless steel  
Acero inoxidable pintado

One color to choose  
Un color a elegir



CUSTOM  
COLOR

**SUPPORT SOPORTE**  
Painted steel  
Acero pintado

**MOUNTING OPTIONS  
OPCIONES DE  
INSTALACIÓN**  
Wall lamp  
Aplicue

Energy efficiency: A++ to E  
Eficiencia energética: A++ a E

**RECOMMENDED BULBS  
BOMBILLAS RECOMENDADAS**

230V - 50Hz

E27 LED Vintage- Max. 1x8W

E27 LED Standard- Max. 1x8 W

120V - 60Hz

E26 LED - Max. 1x8 W

**NET WEIGHT  
PESO NETO**

0,6kg | 1,3lb



44x44x20 cm  
17,3x17,3x7,9 in  
1,9kg | 4,2lb



Certifications:



35cm | 13,7in



36cm | 14,2in

15cm | 5,9in

LED

### Ballet<sup>ref.</sup> BA06-LD

**LAMPSHADE TULIPA**  
Painted stainless steel  
Acero inoxidable pintado

One color to choose  
Un color a elegir



CUSTOM  
COLOR

**SUPPORT SOPORTE**  
Painted steel  
Acero pintado

**MOUNTING OPTIONS  
OPCIONES DE INSTALACIÓN**  
Wall lamp  
Aplicue

Inside diffuser  
Difusor interno

LED / DIMMABLE

**LIGHT SOURCE BUILT-IN  
FUENTE DE LUZ INCLUIDA**

230V - 50Hz

8W 3000K 1067lm built-in

upon request 2700K 960lm

Dimming system PHASE CUT

120V - 60Hz

8W 3000K 1067lm built-in

upon request 2700K 960lm

Dimming system PHASE CONTROL

Energy efficiency: A+  
Eficiencia energética A+

**NET WEIGHT  
PESO NETO**

1kg | 2,3lb



44x44x20 cm  
17,3x17,3x7,9 in  
1,9kg | 4,2lb



Certifications:



35cm | 13,7in



21cm | 8,2in

38cm | 14,9in

## Blum ref. BLO6

### LAMPSHADE TULIPA

Painted stainless steel thread  
Hilo de acero inoxidable pintado

One color: white  
Un color: blanco



B

### SUPPORT SOPORTE

Painted steel  
Acero pintado

### MOUNTING OPTIONS OPCIONES DE INSTALACIÓN

Wall lamp  
Aplique

Energy efficiency: A++ to E  
Eficiencia energética: A++ a E

### RECOMMENDED BULBS BOMBILLAS RECOMENDADAS

230V - 50Hz

E27 LED Vintage- Max. 1x12 W

E27 LED Standard- Max. 1x12 W

120V - 60Hz

E26 LED - Max. 1x12 W

### NET WEIGHT PESO NETO

1,1kg | 2,4lb



44x44x40 cm  
17,3x17,3x15,7 in  
1,5kg | 3,3lb



Certifications:



30cm | 11,8 in



40cm | 15,7in

15cm | 5,9in

## Cors ref. CR06

### LAMPSHADE TULIPA

Painted stainless steel  
Acero inoxidable pintado

One color to choose  
Un color a elegir



BL

BE

G

T



CUSTOM  
COLOR

### SUPPORT SOPORTE

Stainless steel  
Acero inoxidable

### MOUNTING OPTIONS OPCIONES DE INSTALACIÓN

Wall lamp  
Aplique

Energy efficiency: A+ to C  
Eficiencia energética: A+ a C

### RECOMMENDED BULBS BOMBILLAS RECOMENDADAS

230V - 50Hz

G9 LED - Max. 2x4 W

120V - 60Hz

G9 LED - Max. 2x4 W

### NET WEIGHT PESO NETO

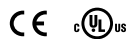
0,6kg | 1,3lb



51x19x27 cm  
20,1x7,5x10,6 in  
1kg | 2,2lb



Certifications:



LED

## Cors ref. CR06-LD

### LAMPSHADE TULIPA

Painted stainless steel  
Acero inoxidable pintado

One color to choose  
Un color a elegir



BL

BE

G

T



CUSTOM  
COLOR

Inside diffuser  
Difusor interno

### SUPPORT SOPORTE

Steel gloss nickel-plated  
and stainless steel  
Acero níquel-satinado  
y acero inoxidable

### MOUNTING OPTIONS OPCIONES DE INSTALACIÓN

Wall lamp  
Aplique

### LED / DIMMABLE

### LIGHT SOURCE BUILT-IN FUENTE DE LUZ INCLUIDA

230V - 50Hz

8W 3000K 1067lm built-in

upon request 2700K 960lm

Dimming system PHASE CUT

120V - 60Hz

8W 3000K 1067lm built-in

upon request 2700K 960lm

Dimming system PHASE CONTROL

Energy efficiency: A+  
Eficiencia energética A+

### NET WEIGHT PESO NETO

1,1kg | 2,4lb

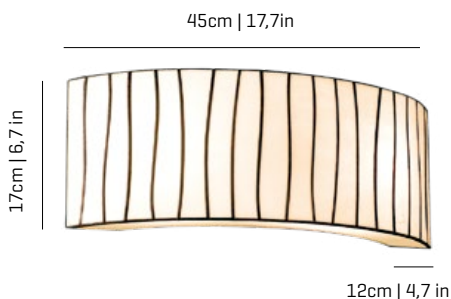


51x19x27 cm  
20,1x7,5x10,6 in  
1,5kg | 3,3lb



Certifications:






## Curvas ref. CVO6

### LAMPSHADE TULIPA

Glass  
 Vidrio

One color to choose  
 Un color a elegir



### SUPPORT SOPORTE

Stainless steel  
 Acero inoxidable

### MOUNTING OPTIONS OPCIONES DE INSTALACIÓN

Wall lamp  
 Aplique

Energy efficiency: A++ to E  
 Eficiencia energética: A++ a E

### RECOMMENDED BULBS BOMBILLAS RECOMENDADAS

230V - 50Hz

- E14 LED Vintage - Max. 2x7 W
- E14 LED Standard - Max. 2x7 W

120V - 60Hz

- E12 LED - Max. 2x7 W

### NET WEIGHT PESO NETO

1,7kg | 3,7lb

66x32x23 cm  
 26x12,6x9,1 in  
 3kg | 6,5lb



Certifications:




## Gea ref. GE06

### LAMPSHADE TULIPA

Painted stainless steel  
 Acero inoxidable pintado

One color to choose  
 Un color a elegir



### SUPPORT SOPORTE

Stainless steel  
 Acero inoxidable

### MOUNTING OPTIONS OPCIONES DE INSTALACIÓN

Wall lamp  
 Aplique

Energy efficiency: A+ to C  
 Eficiencia energética: A+ a C

### RECOMMENDED BULBS BOMBILLAS RECOMENDADAS

230V - 50Hz

- G9 LED - Max. 2x4 W

120V - 60Hz

- G9 LED - Max. 2x4 W

### NET WEIGHT PESO NETO

0,6kg | 1,3lb

34x24x15 cm  
 13,4x9,4x5,9 in  
 1kg | 2,2lb



Certifications:




LED

## Gea ref. GE06-LD

### LAMPSHADE TULIPA

Painted stainless steel  
 Acero inoxidable pintado

One color to choose  
 Un color a elegir



### SUPPORT SOPORTE

Steel gloss nickel-plated  
 and stainless steel  
 Acero níquel-satinado  
 y acero inoxidable

### MOUNTING OPTIONS OPCIONES DE INSTALACIÓN

Wall lamp  
 Aplique

Inside diffuser  
 Difusor interno

### LED / DIMMABLE

### LIGHT SOURCE BUILT-IN FUENTE DE LUZ INCLUIDA

230V - 50Hz

- 8W 3000K 1067lm built-in  
 upon request 2700K 960lm  
 Dimming system PHASE CUT

120V - 60Hz

- 8W 3000K 1067lm built-in  
 upon request 2700K 960lm  
 Dimming system PHASE CONTROL

Energy efficiency: A+  
 Eficiencia energética A+

### NET WEIGHT PESO NETO

1,1kg | 2,4lb


34x24x15 cm  
 13,4x9,4x5,9 in  
 1,5kg | 3,3lb



Certifications:



## Kala ref. KL06




**LAMPSHADE TULIPA**  
Painted stainless steel  
Acero inoxidable pintado

**SUPPORT SOPORTE**  
Stainless steel  
Acero inoxidable

**RECOMMENDED BULBS**  
BOMBILLAS RECOMENDADAS

**NET WEIGHT**  
PESO NETO

One color to choose  
Un color a elegir



CUSTOM  
COLOR

**MOUNTING OPTIONS**  
OPCIONES DE  
INSTALACIÓN  
Wall lamp  
Aplique

Energy efficiency: A+ to C  
Eficiencia energética: A+ a C

230V - 50Hz

☑ G9 LED - Max. 2x4 W

120V - 60Hz

☑ G9 LED - Max. 2x4 W



34x24x15 cm  
13,4x9,4x5,9 in  
1kg | 2,2lb




Certifications:



\*Width 110V: 24cm|9,4in

LED

## Kala ref. KL06-LD




**LAMPSHADE TULIPA**  
Painted stainless steel  
Acero inoxidable pintado

**SUPPORT SOPORTE**  
Steel gloss nickel-plated  
and stainless steel  
Acero niquel-satinado  
y acero inoxidable

**LIGHT SOURCE BUILT-IN**  
FUENTE DE LUZ INCLUIDA

**NET WEIGHT**  
PESO NETO

One color to choose  
Un color a elegir



CUSTOM  
COLOR

**MOUNTING OPTIONS**  
OPCIONES DE  
INSTALACIÓN  
Wall lamp  
Aplique

Inside diffuser  
Difusor interno

230V - 50Hz

☑ 8W 3000K 1067lm built-in  
upon request 2700K 960lm  
Dimming system PHASE CUT

120V - 60Hz

☑ 8W 3000K 1067lm built-in  
upon request 2700K 960lm  
Dimming system PHASE CONTROL



34x24x15 cm  
13,4x9,4x5,9 in  
1,5kg | 3,3lb



Certifications:



Energy efficiency: A+  
Eficiencia energética A+

LED

## Kite ref. KT06-LD



**LAMPSHADE TULIPA**  
Painted stainless steel  
Acero inoxidable pintado

**SUPPORT SOPORTE**  
Stainless steel  
Acero inoxidable

**LIGHT SOURCE BUILT-IN**  
FUENTE DE LUZ INCLUIDA

**NET WEIGHT**  
PESO NETO

One color to choose  
Un color a elegir



CUSTOM  
COLOR

**MOUNTING OPTIONS**  
OPCIONES DE  
INSTALACIÓN  
Wall & ceiling lamp  
Aplique & plafón

230V - 50Hz

☑ 24W 3000K 3780lm built-in  
upon request 2700K 3636lm

Dimming system DALI / Switch DIM  
upon request PHASE CUT

120V - 60Hz

☑ 24W 3000K 3780lm built-in  
upon request 2700K 3636lm

Dimming system 0-10 V  
upon request PHASE CONTROL



71x71x15 cm  
28x28x5,9 in  
9,2kg | 20,3lb



Certifications:



Energy efficiency: A++  
Eficiencia energética: A++




LED

## Kite ref. KT06G-LD

**LAMPSHADE TULIPA**  
Painted stainless steel  
Acero inoxidable pintado

**SUPPORT SOPORTE**  
Stainless steel  
Acero inoxidable

One color to choose  
Un color a elegir



CUSTOM  
COLOR

**MOUNTING OPTIONS  
OPCIONES DE  
INSTALACIÓN**  
Wall & ceiling lamp  
Aplique & plafón

LED / DIMMABLE

**LIGHT SOURCE BUILT-IN  
FUENTE DE LUZ INCLUIDA**

230V - 50Hz  
48W 3000K 7560lm built-in

upon request 2700K 7272lm

Dimming system DALI / Switch DIM  
upon request PHASE CUT

120V - 60Hz

48W 3000K 7560lm built-in  
upon request 2700K 7272lm

Dimming system 0-10 V  
upon request PHASE CONTROL

**NET WEIGHT  
PESO NETO**

7,5kg | 16,5lb



102x102x13 cm  
40,1x40,1x5,1 in  
11kg | 24,2lb



Certifications:



Energy efficiency: A++  
Eficiencia energética: A++

LED

## Li ref. LI06

**LAMPSHADE TULIPA**  
Pressed Cellulose  
Celulosa prensada

**SUPPORT SOPORTE**  
Stainless steel  
Acero inoxidable

One color to choose  
Un color a elegir



**MOUNTING OPTIONS  
OPCIONES DE  
INSTALACIÓN**  
Wall lamp  
Aplique

LED / DIMMABLE

**LIGHT SOURCE BUILT-IN  
FUENTE DE LUZ INCLUIDA**

230V - 50Hz  
11,8W 3000K 1805lm built-in

upon request 2700K

Dimming system PHASE CUT

120V - 60Hz

11,8W 3000K 1805lm built-in  
upon request 2700K

Dimming system PHASE CONTROL

**NET WEIGHT  
PESO NETO**

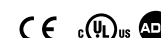
1,2kg | 2,6lb



70x21x12 cm  
27,6x8,3x4,7 in  
2kg | 4,4lb



Certifications:



Energy efficiency: A+  
Eficiencia energética: A+



LED

## Li ref. LI06G

**LAMPSHADE TULIPA**  
Pressed Cellulose  
Celulosa prensada

**SUPPORT SOPORTE**  
Stainless steel  
Acero inoxidable

One color to choose  
Un color a elegir



**MOUNTING OPTIONS  
OPCIONES DE  
INSTALACIÓN**  
Wall lamp  
Aplique

LED / DIMMABLE

**LIGHT SOURCE BUILT-IN  
FUENTE DE LUZ INCLUIDA**

230V - 50Hz  
23,6W 3000K 2768lm built-in

upon request 2700K

Dimming system PHASE CUT

120V - 60Hz

23,6W 3000K 2768lm built-in  
upon request 2700K

Dimming system PHASE CONTROL

**NET WEIGHT  
PESO NETO**

2,9kg | 6,4lb



110x31x25 cm  
43,3x12,2x9,8 in  
4,7kg | 10,4lb




Certifications:



Energy efficiency: A+  
Eficiencia energética: A+





LED

## Li ref. L106G-D

### LAMPSHADE TULIPA

Pressed Cellulose  
Celulosa prensada

One color to choose  
Un color a elegir



### SUPPORT SOPORTE

Stainless steel  
Acero inoxidable

### MOUNTING OPTIONS OPCIONES DE INSTALACIÓN

Wall lamp  
Aplique

## LED / DIMMABLE

### LIGHT SOURCE BUILT-IN FUENTE DE LUZ INCLUIDA

230V - 50Hz

23,6W 3000K 2768lm built-in

upon request 2700K

Dimming system DALI / Switch DIM

120V - 60Hz

23,6W 3000K 2768lm built-in

upon request 2700K

Dimming system 0-10V

### NET WEIGHT PESO NETO

2,9kg | 6,4lb



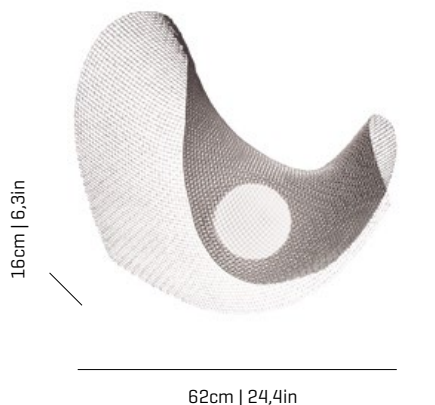
110x31x25 cm  
43,3x12,2x9,8 in  
4,7kg | 10,4lb



Certifications:



Energy efficiency: A+  
Eficiencia energética: A+



LED

## Mytilus ref. MY06

### LAMPSHADE TULIPA

Painted stainless steel  
Acero inoxidable pintado

One color: white  
Un color: blanco



### DIFFUSER DIFUSOR

Glass sphere  
Esfera de vidrio

\*approximate measurements  
\*medidas aproximadas

### SUPPORT SOPORTE

Steel gloss nickel-plated  
Acero niquel-satinado

### MOUNTING OPTIONS OPCIONES DE INSTALACIÓN

Wall lamp  
Aplique

## LED / DIMMABLE

### LIGHT SOURCE BUILT-IN FUENTE DE LUZ INCLUIDA

230V - 50Hz

8W 3000K 1067lm built-in  
upon request 2700K 960lm

Dimming system PHASE CUT

120V - 60Hz

8W 3000K 1067lm built-in  
upon request 2700K 960lm

Dimming system PHASE CONTROL

### NET WEIGHT PESO NETO

3kg | 6,6lb



60x60x22 cm  
23,6x23,6x8,7 in  
4,5kg | 9,9lb



Certifications:



Energy efficiency: A+  
Eficiencia energética: A+




## Nevo ref. NE06P

### LAMPSHADE TULIPA

Painted stainless steel  
Acero inoxidable pintado

One color to choose  
Un color a elegir



Steel gloss nickel-plated  
and stainless steel  
Acero niquel-satinado  
y acero inoxidable

### SUPPORT SOPORTE

Steel gloss nickel-plated  
and stainless steel  
Acero niquel-satinado  
y acero inoxidable

### MOUNTING OPTIONS OPCIONES DE INSTALACIÓN

Wall lamp  
Aplique

### RECOMMENDED BULBS BOMBILLAS RECOMENDADAS

230V - 50Hz

G9 LED - Max. 1x4 W

120V - 60Hz

G9 LED - Max. 1x4 W

### NET WEIGHT PESO NETO

0,8kg | 1,8lb



36x36x31 cm  
14,2x14,2x12,2 in  
1,8kg | 4lb



Certifications:



Energy efficiency: A+ to C  
Eficiencia energética: A+ a C





## Nevo<sup>ref.</sup> NE06P-LD

LED / DIMMABLE

### LAMPSHADE TULIPA

Painted stainless steel  
Acero inoxidable pintado

One color to choose  
Un color a elegir



Steel gloss nickel-plated  
and stainless steel  
Acero niquel-satinado  
y acero inoxidable

Inside diffuser  
Difusor interno

### SUPPORT SOPORTE

Steel gloss nickel-plated  
and stainless steel  
Acero niquel-satinado  
y acero inoxidable

### MOUNTING OPTIONS OPCIONES DE INSTALACIÓN

Wall lamp  
Aplique

### LIGHT SOURCE BUILT-IN FUENTE DE LUZ INCLUIDA

230V - 50Hz

8W 3000K 1067lm built-in  
upon request 2700K 960lm  
Dimming system PHASE CUT

120V - 60Hz

8W 3000K 1067lm built-in  
upon request 2700K 960lm  
Dimming system PHASE CONTROL

Energy efficiency: A+  
Eficiencia energética A+

### NET WEIGHT PESO NETO

1,2kg | 2,6lb



36x36x31 cm  
14,2x14,2x12,2 in  
1,8kg | 4lb



Certifications:




38cm | 14,9in

## Nevo<sup>ref.</sup> NE06

### LAMPSHADE TULIPA

Painted stainless steel  
Acero inoxidable pintado

One color to choose  
Un color a elegir



Steel gloss nickel-plated  
and stainless steel  
Acero niquel-satinado  
y acero inoxidable

### SUPPORT SOPORTE

Steel gloss nickel-plated  
and stainless steel  
Acero niquel-satinado  
y acero inoxidable

### MOUNTING OPTIONS OPCIONES DE INSTALACIÓN

Wall lamp  
Aplique

### RECOMMENDED BULBS BOMBILLAS RECOMENDADAS

230V - 50Hz

E14 LED Vintage - Max. 2x7 W  
E14 LED Standard - Max. 2x7 W

120V - 60Hz

E12 LED - Max. 2x7 W

Energy efficiency: A++ to E  
Eficiencia energética: A++ a E

### NET WEIGHT PESO NETO

1,1kg | 2,4lb



36x36x31 cm  
14,2x14,2x12,2 in  
2,2kg | 4,8lb



Certifications:




## Nevo<sup>ref.</sup> NE06-LD

LED / DIMMABLE

### LAMPSHADE TULIPA

Painted stainless steel  
Acero inoxidable pintado

One color to choose  
Un color a elegir



Steel gloss nickel-plated  
and stainless steel  
Acero niquel-satinado  
y acero inoxidable

Inside diffuser  
Difusor interno

### SUPPORT SOPORTE

Steel gloss nickel-plated  
and stainless steel  
Acero niquel-satinado  
y acero inoxidable

### MOUNTING OPTIONS OPCIONES DE INSTALACIÓN

Wall lamp  
Aplique

### LIGHT SOURCE BUILT-IN FUENTE DE LUZ INCLUIDA

230V - 50Hz

8W 3000K 1067lm built-in  
upon request 2700K 960lm  
Dimming system PHASE CUT

120V - 60Hz

8W 3000K 1067lm built-in  
upon request 2700K 960lm  
Dimming system PHASE CONTROL

Energy efficiency: A+  
Eficiencia energética A+

### NET WEIGHT PESO NETO

1,4kg | 3,1lb



36x36x31 cm  
14,2x14,2x12,2 in  
2,2kg | 4,8lb



Certifications:



## Onn ref. ON06



**LAMPSHADE TULIPA**  
Painted stainless steel  
Acero inoxidable pintado

One color: white  
Un color: blanco



BL

**SUPPORT SOPORTE**  
Painted steel  
Acero pintado

**MOUNTING OPTIONS  
OPCIONES DE  
INSTALACIÓN**  
Wall & ceiling lamp  
Aplique & plafón

Energy efficiency: A++ to E  
Eficiencia energética: A++ a E

**RECOMMENDED BULBS  
BOMBILLAS RECOMENDADAS**

230V - 50Hz

E27 LED Vintage- Max. 1x8 W

E27 LED Standard- Max. 1x8 W

120V - 60Hz

E26 LED - Max. 1x8 W

**NET WEIGHT  
PESO NETO**

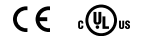
3kg | 6,6lb



52x47x31 cm  
20,5x18,5x12,2 in  
4,4kg | 9,7lb




Certifications:



LED

## Onn ref. ON06-LD



**LAMPSHADE TULIPA**  
Painted stainless steel  
Acero inoxidable pintado

One color: white  
Un color: blanco



BL

Inside diffuser  
Difusor interno

**SUPPORT SOPORTE**  
Painted steel  
Acero pintado

**MOUNTING OPTIONS  
OPCIONES DE  
INSTALACIÓN**  
Wall lamp  
Aplique

**LIGHT SOURCE BUILT-IN  
FUENTE DE LUZ INCLUIDA**

230V - 50Hz

24W 3000K 2945lm built-in  
upon request 2700K 2860lm

Dimming system DALI / Switch DIM  
upon request PHASE CUT

120V - 60Hz

24W 3000K 2945lm built-in  
upon request 2700K 2860lm

Dimming system DALI / Switch DIM  
upon request PHASE CONTROL

**NET WEIGHT  
PESO NETO**

3,5kg | 7,7lb



52x47x31 cm  
20,5x18,5x12,2 in  
4,4kg | 9,7lb



Certifications:



Energy efficiency: A+  
Eficiencia energética A+

## Onn ref. ON06G



**LAMPSHADE TULIPA**  
Painted stainless steel  
Acero inoxidable pintado

One color: white  
Un color: blanco



BL

**SUPPORT SOPORTE**  
Painted steel  
Acero pintado

**MOUNTING OPTIONS  
OPCIONES DE  
INSTALACIÓN**  
Wall lamp  
Aplique

Energy efficiency: A++ to E  
Eficiencia energética: A++ a E

**RECOMMENDED BULBS  
BOMBILLAS RECOMENDADAS**

230V - 50Hz

E27 LED Vintage- Max. 3x8 W

E27 LED Standard- Max. 3x8 W

120V - 60Hz

E26 LED - Max. 3x8 W

**NET WEIGHT  
PESO NETO**

7kg | 15,4lb



71x71x32 cm  
28x28x12,6 in  
8kg | 17,6lb



Certifications:



LED

**Planum** ref. PM06R-LD

LED / DIMMABLE

96x96cm | 37,8 x37,8 in



**LAMPSHADE TULIPA**  
Painted stainless steel  
Acero inoxidable pintado

**SUPPORT SOPORTE**  
Stainless steel  
Acero inoxidable

**LIGHT SOURCE BUILT-IN**  
FUENTE DE LUZ INCLUIDA

**NET WEIGHT**  
PESO NETO

One color to choose  
Un color a elegir



BL G

CUSTOM COLOR

**MOUNTING OPTIONS**  
OPCIONES DE INSTALACIÓN

Wall & ceiling lamp  
Aplique & plafón

230V - 50Hz

48W 3000K 7560lm built-in

upon request 2700K 7272lm

Dimming system DALI / Switch DIM  
upon request PHASE CUT

6,6kg | 14,6lb



102x102x15 cm  
40,1x40,1x5,9 in  
10kg | 22lb

120V - 60Hz

48W 3000K 7560lm built-in

upon request 2700K 7272lm

Dimming system 0-10 V  
upon request PHASE CONTROL



Certifications:



Energy efficiency: A++  
Eficiencia energética: A++

LED

**Planum** ref. PM06PR-LD

LED / DIMMABLE

47cm | 18,5 in



96cm | 37,8 in

8cm | 3,1 in

**LAMPSHADE TULIPA**  
Painted stainless steel  
Acero inoxidable pintado

**SUPPORT SOPORTE**  
Stainless steel  
Acero inoxidable

**LIGHT SOURCE BUILT-IN**  
FUENTE DE LUZ INCLUIDA

**NET WEIGHT**  
PESO NETO

One color to choose  
Un color a elegir



BL G

CUSTOM COLOR

**MOUNTING OPTIONS**  
OPCIONES DE INSTALACIÓN

Wall & ceiling lamp  
Aplique & plafón

230V - 50Hz

24W 3000K 3780lm built-in

upon request 2700K 3636lm

Dimming system DALI / Switch DIM  
upon request PHASE CUT

2,8kg | 6,2lb



100x53x15 cm  
39,4x20,9x5,9 in  
5kg | 11lb

120V - 60Hz

24W 3000K 3780lm built-in

upon request 2700K 3636lm

Dimming system 0-10 V  
upon request PHASE CONTROL



Certifications:



Energy efficiency: A++  
Eficiencia energética: A++

**Tati** ref. TA06RECOMMENDED BULBS  
BOMBILLAS RECOMENDADAS

**NET WEIGHT**  
PESO NETO

19cm | 7,5in



23cm | 9in

15cm | 5,9 in

**LAMPSHADE TULIPA**  
Painted stainless steel  
Acero inoxidable pintado

**SUPPORT SOPORTE**  
Stainless steel  
Acero inoxidable

230V - 50Hz

G9 LED - Max. 2x4 W

0,5kg | 1,1lb

One color to choose  
Un color a elegir



BL BE G T

CUSTOM COLOR

**MOUNTING OPTIONS**  
OPCIONES DE INSTALACIÓN

Wall lamp  
Aplique

120V - 60Hz

G9 LED - Max. 2x4 W



34x24x15 cm  
13,4x9,4x5,9 in  
1kg | 2,2lb




Steel gloss nickel-plated  
and stainless steel  
Acero níquel-satinado  
y acero inoxidable

Energy efficiency: A+ to C  
Eficiencia energética: A+ a C

Certifications:





## Tati ref. TA06-LD

LED / DIMMABLE


**LAMPSHADE TULIPA**  
Painted stainless steel  
Acero inoxidable pintado

**SUPPORT SOPORTE**  
Steel gloss nickel-plated  
and stainless steel  
Acero níquel-satinado  
y acero inoxidable

**LIGHT SOURCE BUILT-IN  
FUENTE DE LUZ INCLUIDA**

**NET WEIGHT  
PESO NETO**  
0,7kg | 1,5lb

One color to choose  
Un color a elegir



CUSTOM  
COLOR

Steel gloss nickel-plated  
and stainless steel  
Acero níquel-satinado  
y acero inoxidable

**MOUNTING OPTIONS  
OPCIONES DE  
INSTALACIÓN**  
Wall lamp  
Aplique

230V - 50Hz  
8W 3000K 1067lm built-in  
upon request 2700K 960lm  
Dimming system PHASE CUT


120V - 60Hz  
8W 3000K 1067lm built-in  
upon request 2700K 960lm  
Dimming system PHASE CONTROL

34x24x15 cm  
13,4x9,4x5,9 in  
1kg | 2,2lb



**Energy efficiency: A+**  
Eficiencia energética A+

Certifications:  
CE cULus



## Tati ref. TA06P

**LAMPSHADE TULIPA**  
Painted stainless steel  
Acero inoxidable pintado

**SUPPORT SOPORTE**  
Steel gloss nickel-plated  
and stainless steel  
Acero níquel-satinado  
y acero inoxidable

**RECOMMENDED BULBS  
BOMBILLAS RECOMENDADAS**

**NET WEIGHT  
PESO NETO**  
0,8kg | 1,8lb

One color to choose  
Un color a elegir



CUSTOM  
COLOR

Steel gloss nickel-plated  
and stainless steel  
Acero níquel-satinado  
y acero inoxidable

**MOUNTING OPTIONS  
OPCIONES DE  
INSTALACIÓN**  
Wall lamp  
Aplique

230V - 50Hz  
G9 LED - Max. 1x4 W

120V - 60Hz  
G9 LED - Max. 1x4 W

36x36x31 cm  
14,2x14,2x12,2 in  
1kg | 2,2lb



**Energy efficiency: A+ to C**  
Eficiencia energética: A+ a C

Certifications:  
CE cULus



## Tati ref. TA06P-LD

LED / DIMMABLE

**LAMPSHADE TULIPA**  
Painted stainless steel  
Acero inoxidable pintado

**SUPPORT SOPORTE**  
Steel gloss nickel-plated  
and stainless steel  
Acero níquel-satinado  
y acero inoxidable

**LIGHT SOURCE BUILT-IN  
FUENTE DE LUZ INCLUIDA**

**NET WEIGHT  
PESO NETO**  
1,2kg | 2,6lb

One color to choose  
Un color a elegir



CUSTOM  
COLOR

Steel gloss nickel-plated  
and stainless steel  
Acero níquel-satinado  
y acero inoxidable

**MOUNTING OPTIONS  
OPCIONES DE  
INSTALACIÓN**  
Wall lamp  
Aplique

230V - 50Hz  
8W 3000K 1067lm built-in  
upon request 2700K 960lm  
Dimming system PHASE CUT

120V - 60Hz  
8W 3000K 1067lm built-in  
upon request 2700K 960lm  
Dimming system PHASE CONTROL


36x36x31 cm  
14,2x14,2x12,2 in  
1,5kg | 3,3lb



**Energy efficiency: A+**  
Eficiencia energética A+


Certifications:  
CE cULus

## Tati ref. TA06G



**LAMPSHADE TULIPA**  
Painted stainless steel  
Acero inoxidable pintado

One color to choose  
Un color a elegir



CUSTOM  
COLOR

Steel gloss nickel-plated  
and stainless steel  
Acero níquel-satinado  
y acero inoxidable

**SUPPORT SOPORTE**  
Steel gloss nickel-plated  
and stainless steel  
Acero níquel-satinado  
y acero inoxidable

**MOUNTING OPTIONS**  
OPCIONES DE  
INSTALACIÓN

Wall lamp  
Aplique

Energy efficiency: A++ to E  
Eficiencia energética: A++ a E

**RECOMMENDED BULBS**  
BOMBILLAS RECOMENDADAS

230V - 50Hz

E14 LED Vintage - Max. 2x7 W  
 E14 LED Standard - Max. 2x7 W

120V - 60Hz

E12 LED - Max. 2x7 W

**NET WEIGHT**  
PESO NETO

1kg | 2,2lb



52x47x31 cm  
20,5x18,5x12,2 in  
2,4kg | 5,3lb

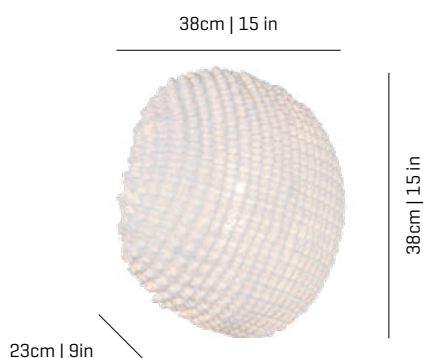


Certifications:




LED

## Tati ref. TA06G-LD



**LAMPSHADE TULIPA**  
Painted stainless steel  
Acero inoxidable pintado

One color to choose  
Un color a elegir



CUSTOM  
COLOR

Steel gloss nickel-plated  
and stainless steel  
Acero níquel-satinado  
y acero inoxidable

**SUPPORT SOPORTE**  
Steel gloss nickel-plated  
and stainless steel  
Acero níquel-satinado  
y acero inoxidable

**MOUNTING OPTIONS**  
OPCIONES DE  
INSTALACIÓN

Wall lamp  
Aplique

**LED / DIMMABLE**

**LIGHT SOURCE BUILT-IN**  
FUENTE DE LUZ INCLUIDA

230V - 50Hz

8W 3000K 1067lm built-in  
upon request 2700K 960lm  
Dimming system PHASE CUT

120V - 60Hz

8W 3000K 1067lm built-in  
upon request 2700K 960lm  
Dimming system PHASE CONTROL

Energy efficiency: A+  
Eficiencia energética A+

**NET WEIGHT**  
PESO NETO

1,4kg | 3,1lb



52x47x31 cm  
20,5x18,5x12,2 in  
2,4kg | 5,3lb

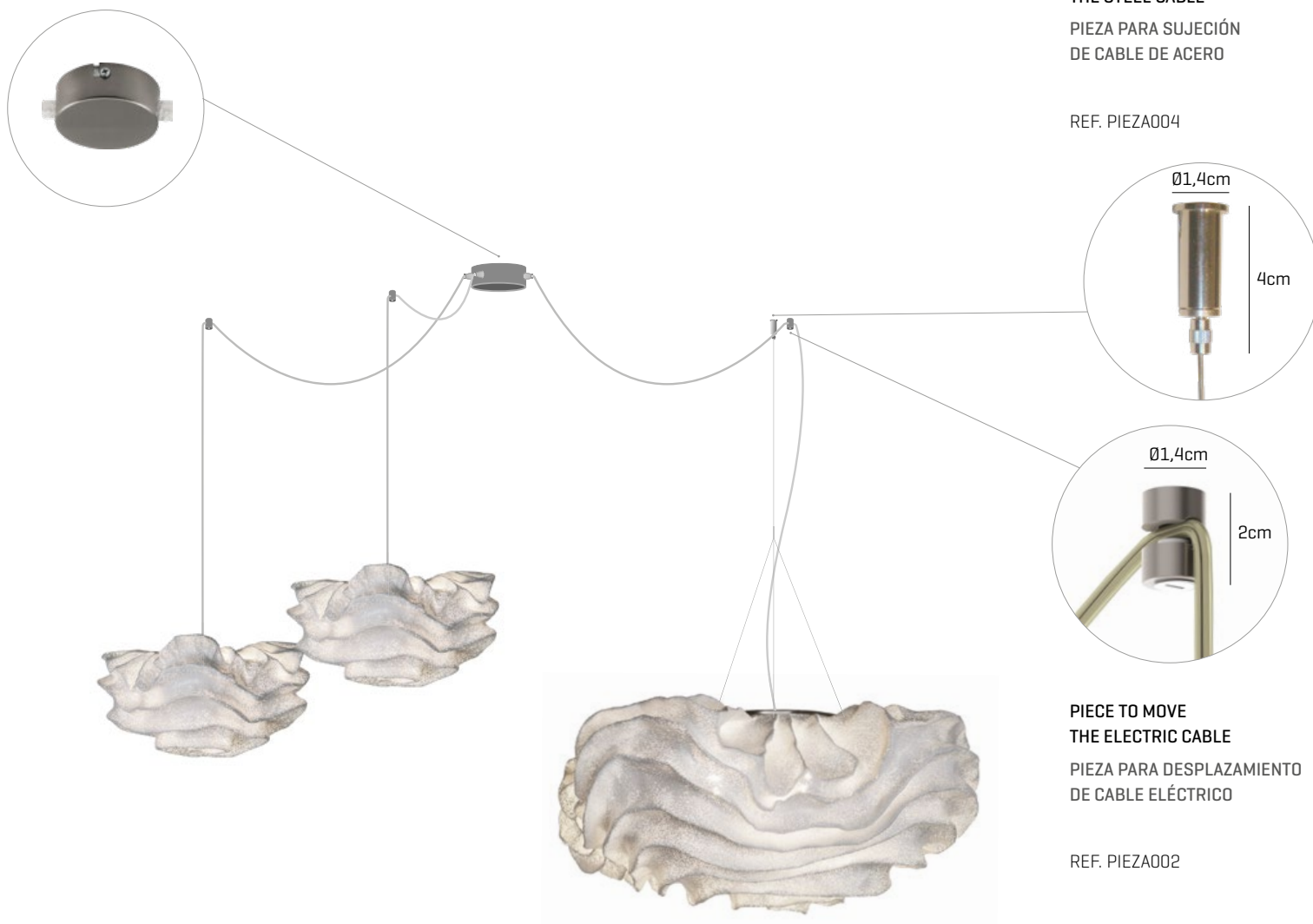


Certifications:



# ACCESORIOS ACCESSORIES

CANOPY & PIECE TO MOVE THE ELECTRIC CABLE | FLORÓN & PIEZA PARA DESPLAZAMIENTO DE CABLE ELÉCTRICO



PIECE TO HOLD  
THE STEEL CABLE  
PIEZA PARA SUJECIÓN  
DE CABLE DE ACERO

REF. PIEZA004

PIECE TO MOVE  
THE ELECTRIC CABLE  
PIEZA PARA DESPLAZAMIENTO  
DE CABLE ELÉCTRICO

REF. PIEZA002

Option for luminaires  
with electric cable only  
Opción para luminarias  
solamente con cable eléctrico

Option for luminaires with  
electric and steel cable  
Opción para luminarias con  
cable eléctrico y de acero

## CANOPY | FLORÓN

### Canopy small Ø80mm Florón pequeño Ø80mm

Finishing nickel-plated  
Acabado níquel satinado

Maximum 3 outputs  
Máximo 3 salidas

Ref. CAN8



### Canopy medium Ø120mm Florón mediano Ø120mm

Finishing nickel-plated  
Acabado níquel satinado

Maximum 8 outputs  
Máximo 8 salidas

Ref. CAN12



Type 1 Tipo 1

One side output  
Salida por el lateral  
hacia un lado



Type 2 Tipo 2

Around side output  
Salida lateral alrededor



Type 3 Tipo 3

Downward output  
Salida hacia abajo

### Canopy large Ø142mm Florón grande Ø142mm

Finishing nickel-plated  
Acabado níquel satinado

Maximum 16 outputs  
Máximo 16 salidas

Ref. CAN14



Output number Número de salidas

From 2 to 16 Desde 2 hasta 16

For a larger number of outputs, consult with us  
Para un mayor número de salidas, consúltenos

## LIGHT BULBS | BOMBILLAS

BASE	DESCRIPCIÓN	W	T (Kelvin)	REF.
E27 LED	Standard vintage Ø60mm	8	2700K 3000K	ELEC0907 ELEC0908
	Standard Dimmable vintage Ø60mm	8	2700K 3000K	ELEC0700 ELEC0909
	Standard vintage Ø67mm	12	2700K 3000K	ELEC0911 ELEC0910
E14 LED Round	Round Vintage	4	2700K	ELEC0689
E14 LED Candel	Candel Vintage	4	2700K	ELEC0688
G9 LED	LED bi-pin 230V	4	2700K 3000K	ELEC0703 ELEC0655
2GX13	Circular Fluorescent	22	3000K	ELEC0542
		55	3000K	ELEC0544

<sup>1</sup>E.E.I.: Energy Efficiency Index. This index is only an estimate and may vary from one manufacturer to another.

Note: The brands provided are Osram or Philips. If those brands are not available, we will provide you with another of similar quality.

<sup>1</sup>I.E.E.: Índice de Eficiencia Energética. Este índice es sólo una estimación y puede cambiar de un fabricante a otro.

Nota: Las marcas que se suministran son Osram o Philips. En caso de no disponer de las marcas indicadas, se suministrarán otras de calidad equivalente.



Headquarters:  
Calor Color S.L.  
C/ Castiñeiras 108A.  
15895 O Milladoiro, A Coruña, Spain.  
T. +34 981 814 600  
F. +34 981 502 000  
[info@a-emotionallight.com](mailto:info@a-emotionallight.com)  
[www.a-emotionallight.com](http://www.a-emotionallight.com)

Artwork Arturo Álvarez:  
San Miguel de Sarandón, 9.  
15885 Vedra, A Coruña, Spain.

©2020 Calor Color S.L.  
All rights reserved.  
Legal deposit: C 69-2020  
Printed by Agencia Gráfica. Santiago de Compostela. Spain.